

Fulton County COVID-19 Response Update

April 20, 2022

Board of Commissioners

#22-0283

OVERVIEW

Incident Response Update

Reopening Updates

ERAP Phase Update

Court Backlog/Project ORCA Update

2022 COVID Funding Update

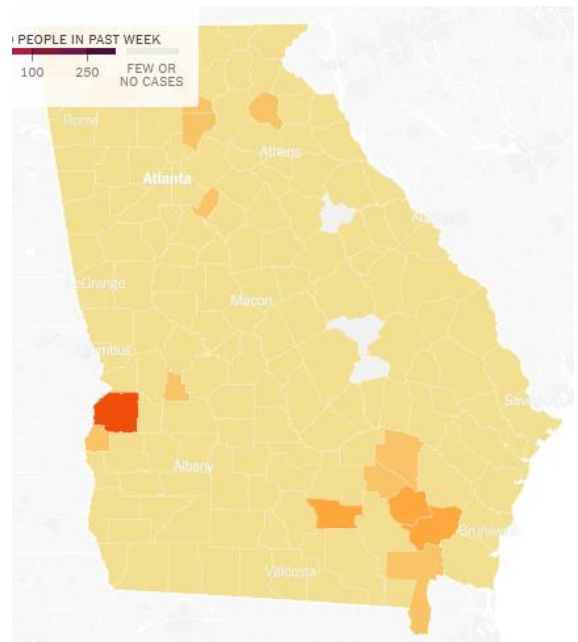
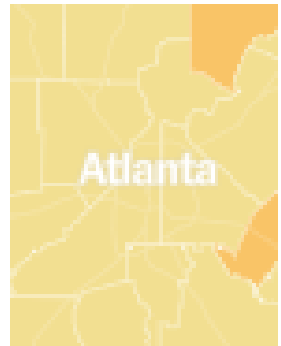
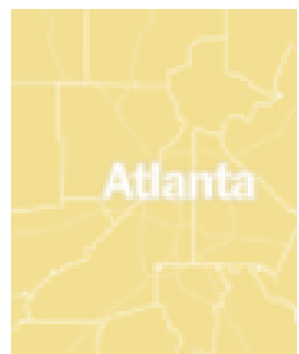
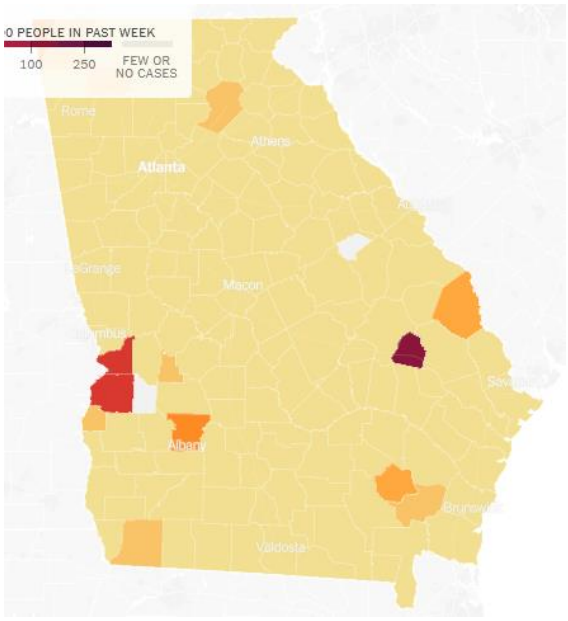
- Update - COVID 19 Reserve & ARPA Spend

INCIDENT RESPONSE REVIEW

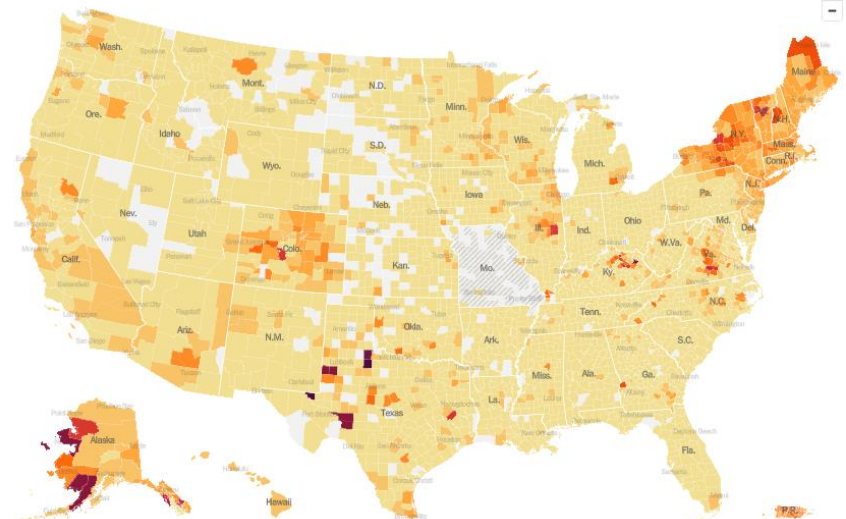
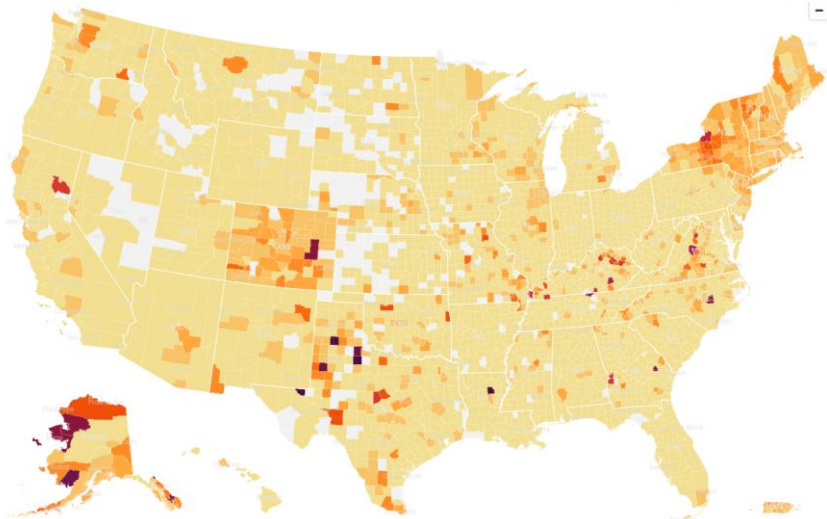
- Updated slides from last week: 3,4,5,6,7,9,11
- This past Friday was the last day that Georgia will be reporting data on all business days. Starting this week, we can expect a report of the week's data on each Wednesday
- This will inhibit our data collection efforts to document trends, making our waste-water surveillance partnership with Emory and DPH a critical component to COVID monitoring efforts
- Hospitalizations & deaths have plateaued since the last week
- Cases and % positives have continued to rise slowly
- Current modeling has the Fulton County COVID forecasted metrics showing a BA.2 bump for the next few weeks
- BA.2 variant now accounts for 72% of all new cases while 19%



Incident Response Update (Heat Maps) April 13th vs April 20th



Hot spots





4/13/22 Fulton County Risk Level (New)

- Fulton County Cases per 100K = **55.36**
- New Fulton County COVID Hospital Admissions per 100K = ***3.0**
- Fulton County % of staffed inpatient beds occupied by COVID-19 patients (7-day average) = **1.6%**

Low

- Stay [up to date](#) with COVID-19 vaccines
- [Get tested](#) if you have symptoms

People may choose to mask at any time.

People with symptoms, a positive test, or exposure to someone with COVID-19 should wear a mask.

Medium

- If you are [at high risk for severe illness](#), talk to your healthcare provider about whether you need to wear a mask and take other precautions
- Stay [up to date](#) with COVID-19 vaccines
- [Get tested](#) if you have symptoms

CDC's previous Risk Matrix (Green)

7 day average

- < 50 cases per 100K
- < 7.5 % positive per 100 K

CDC's CURRENT Risk Matrix (Green)

7 day average

- < 200 cases per 100K
- < 10 New COVID Hospital Admissions
- < 10 Percent of staffed Beds

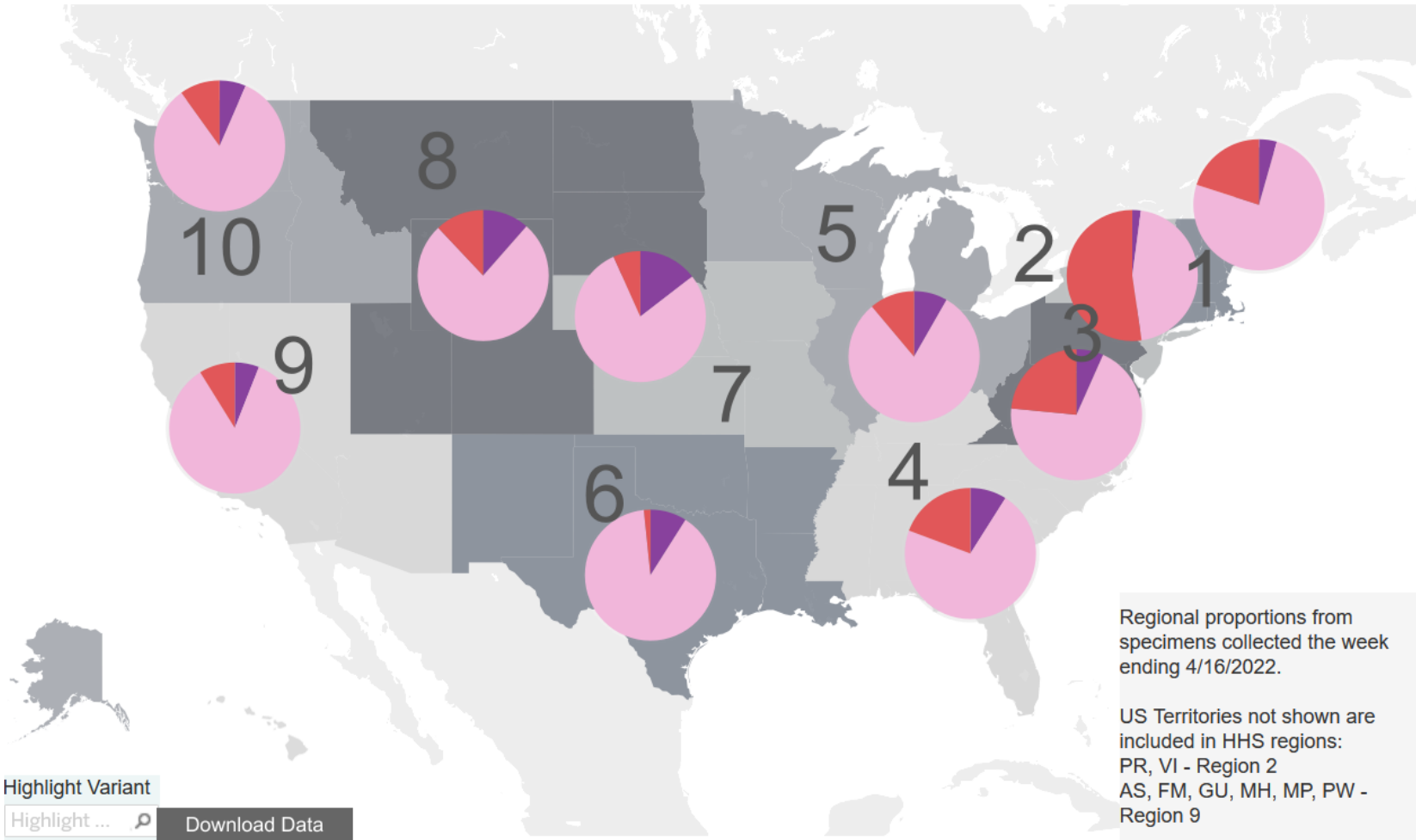
COVID-19 Community Levels - Use the Highest Level that Applies to Your Community

New COVID-19 Cases Per 100,000 people in the past 7 days	Indicators	Low	Medium	High
		Fewer than 200	New COVID-19 admissions per 100,000 population (7-day total)	<10.0
200 or more	Percent of staffed inpatient beds occupied by COVID-19 patients (7-day average)	<10.0%	10.0-14.9%	≥15.0%
	New COVID-19 admissions per 100,000 population (7-day total)	NA	<10.0	≥10.0
200 or more	Proportion of staffed inpatient beds occupied by COVID-19 patients (7-day average)	NA	<10.0%	≥10.0%

High

- Wear a [mask](#) indoors in public
- Stay [up to date](#) with COVID-19 vaccines
- [Get tested](#) if you have symptoms
- Additional precautions may be needed for people [at high risk for severe illness](#)

*The COVID-19 Community Level is based on the higher of the new admissions and inpatient beds metrics.



Regional proportions from specimens collected the week ending 4/16/2022.

US Territories not shown are included in HHS regions:
 PR, VI - Region 2
 AS, FM, GU, MH, MP, PW - Region 9

Highlight Variant
 Highlight ... Download Data

Lineages called using pangoln designation (PANGO)-v1.3, pangolin v3.1.20, pangolEARN version 04/09/2022 and Scorpio v0.3.16.
 Lineage BA.2.12.1 and its sublineages are aggregated with BA.2.12.1 at the regional level as they currently

Updated April 19, 2022

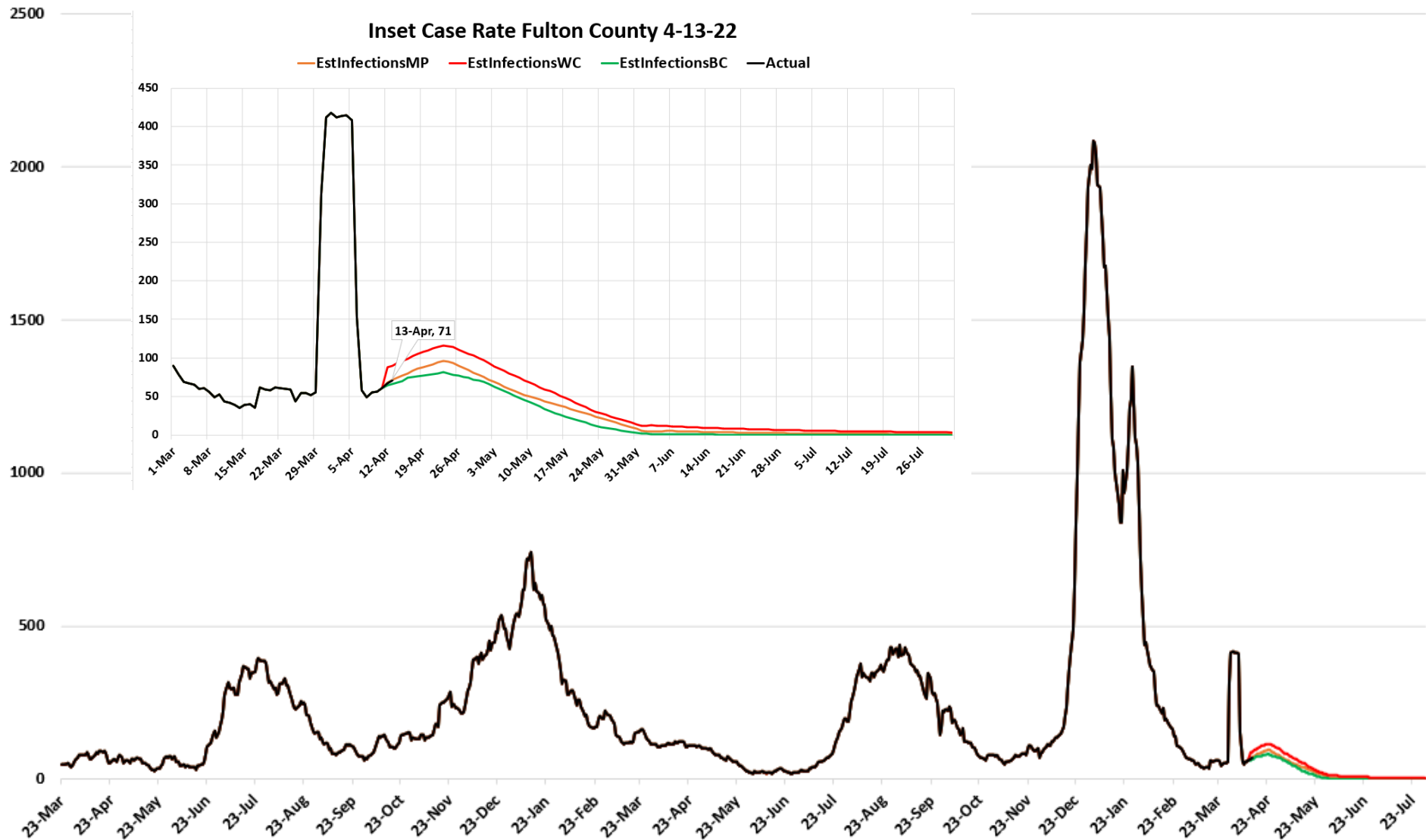
- The BA.2 variant (pink) now accounts for 72% of all new cases in Georgia, which is more transmissible than the original Omicron
- BA.2.12.1 a new Omicron subvariant (orange) accounts for 19%
- The OMICRON variant (purple) accounts for 9%,
- BA.2 is 40% more contagious than the original omicron. BA.2.12.1 is even more contagious

Incident Response Update



Fulton County Daily Case Rate Projection 4-13-22

— EstInfectionsMP — EstInfectionsBC — EstInfectionsWC — Actual



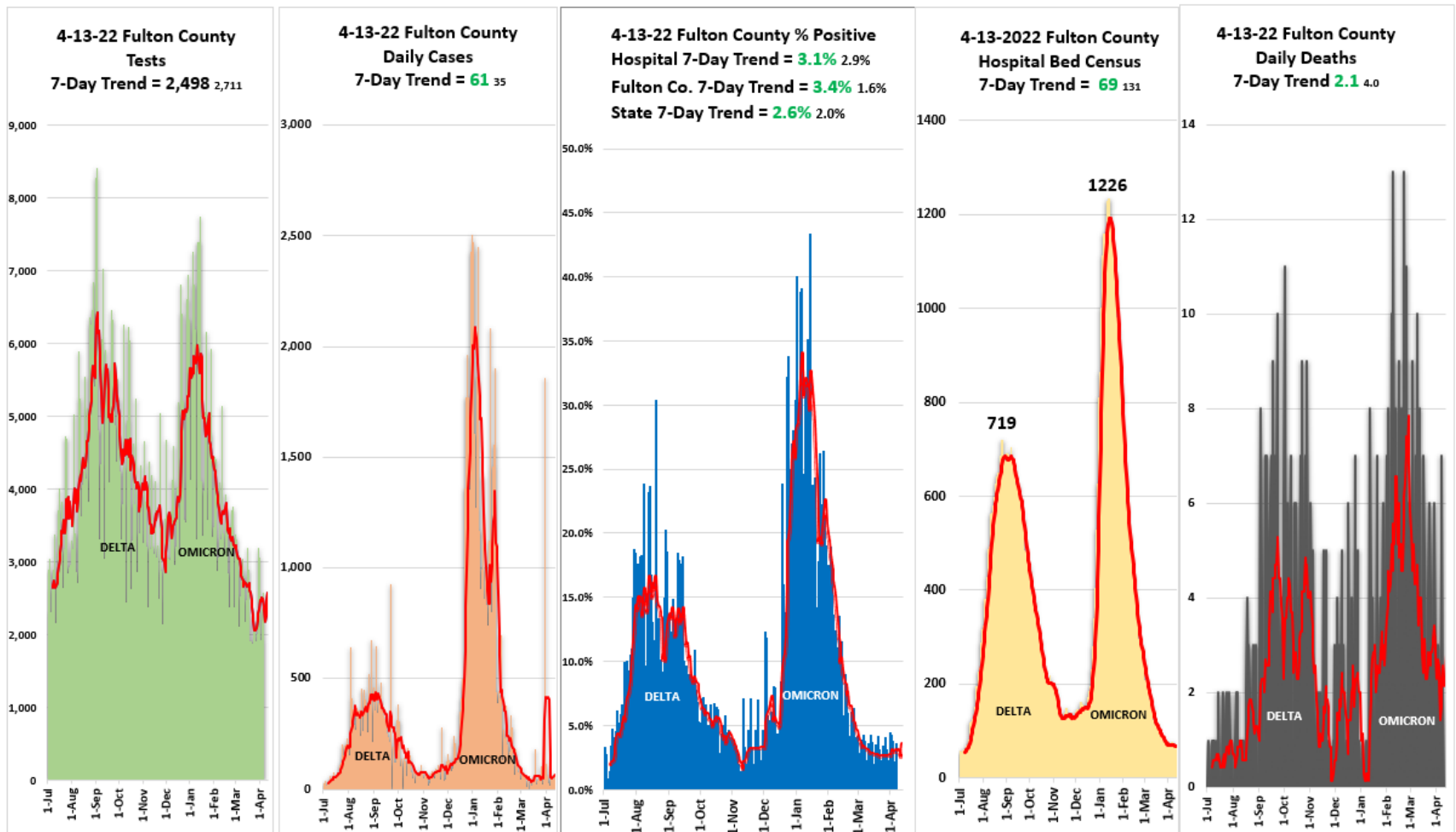
Incident Response Update



● Fulton County COVID-19

- 7-day average for cases is **61**, up **77%** since the last BoC mtg.
- 7-day average for % positive is **3.4%**, up **110%** since the last BoC mtg.
- 7-day average, hospitalizations is **69**, down **90%** since the last BoC mtg.
- 7 day average, for deaths is **2.1**, down **90%** since the last BoC mtg.

Fulton County Dashboard totals for 4-13-2022: Tests = 2,580 / Cases = 61 / % Positive = 1.6% / Hosp COVID19 Census = 65 / Deaths = 0



Incident Response Update



Fulton County SCORECARD 4/13/2022

Metric	Status (7-day average) =*	Metric
Testing (Demand & Capacity)	•2317 ⬇️	Current capability is 4,000 / day Daily Testing: over 2857, 1428 - 2857, less than 1428
Testing (Results)	12-36 hrs ➡️	Time to receive results: 0 - 48, 49 - 96, over 96
Cases per 100K	*71 ₁₅₃ ⬆️	Less than 20, 20 – 74 a day, 75 to 199, over 200
Fulton positivity rate % +	*3.8% _{4.8%} ➡️	Less than 1%, 1% - 5%, 5% - 10%, over 10%
Hospitalizations COVID census	*67 ₇₁ ⬇️	Less than 50, 50 – 200, 201 - 349, over 350
COVID Admissions per 100K	*2.4 _{3.3} ⬇️	< 10, 10 – 19.9, > 20
% of all staffed beds (COVID)	*1.6 _{2.0%} ⬇️	< 10%, 10% – 14.9%, >15%
Hospital Bed Availability	*13.8% *12.4% Adult ➡️	Open Beds: over 20%, 15% - 20%, Less 15%
Hospital CCU Bed Availability	*25.6% *23.6% Adult ➡️	Open CCU Beds: over 20%, 15% - 20%, less 15%
Hospital Vent Availability	*69.2% ➡️	Open Vents: over 25%, 15% - 25%, less 15%
COVID Deaths	*2.6 _{1.4} ➡️	Less than .25, .25 – 2.5, 2.5 – 5, over 5
Morgue census	*82 ₈₃ ⬇️	Less Than 75, 75 – 90, over 90
COVID Vaccine Administered Booster	538,304 _{98%} ➡️ 14,784 boosters	More than 75%, 50% - 75%, less than 50%

VACCINATION RESPONSE



NEW PARTNERSHIP!!!

NFL Alumni Association
(Communications & Events)



INCENTIVES

Offered for 1st & 2nd doses at all
BoH / FC fixed & mobile locations

Vaccines administered at Fulton
County fixed & mobile sites to date

- **538,257** 1st / 2nd fixed site doses
- **14,707** boosters
- **42,001** mobile doses
- ***2nd Booster** now available

*(over 50 & 4 months since last dose)

New Vaccination Location



Central Library
Monday - Friday 9 AM to 3 PM



Continued partnership with Fulton
County and Atlanta Public Schools:
April activities

- APS - 2 events in low vaccination uptake areas
- FCS - 2 event in a low vaccination uptake area

Upcoming Sites/Events (04/18- 04/24)



Apr 18	Apr 19	Apr 20	Apr 21	Apr 22	Apr 23	Apr 24
Peach State Health Plan Health Fair	Zion Hill Baptist Church	Mount Moriah Baptist Church	Impact Church			
Welcoming Atlanta: 2020 Lenox Welcoming Atlanta: 501 Connell	NSPOC	Welcoming Atlanta: 2572 Lenox Welcoming Atlanta: 3200 Lenox	Welcoming Atlanta: 1940 Fisher		NSPOC	
		Fulton County Government Center	Aviation Community Cultural Center	Antioch Urban Ministries		Grant Park Farmers Market
		Antioch Urban Ministries		Fulton County Government Center	Piedmont Park Green Market	



COVID 19 RESPONSE



The Road Ahead

- Prepare for a variety of near and long-term scenarios
- Ensure we have the resources to quickly respond to future variants
- Adjust our response, recovery, mitigation and preparedness strategies based on science and data
- The plan will include a Whole of Community approach at the individual level as well as private sector and government

COVID 19 RESPONSE

What we've accomplished !

Our collective work has resulted in a whole-of-government response that led the nation in providing resources (PPE, Testing Locations and Support, and Vaccine Administration)



550,00 COVID-19 vaccines administered.



5 County BoH Led
Fixed Vax Locations



14 million invested in PPE
COVID- N-95 masks, sanitizer, plexiglass
surgical masks, gowns, face shield,



872 mobile Vax events
at 256 unique locations



600,000 COVID-tests administered.



174,00 at-home antigen tests procured for distribution

100+

Partnerships with Schools
Churches, volunteer orgs
and local businesses.

COVID 19 RESPONSE

COVID PHASES FOR 2022 & BEYOND

Q1 - 2022

RESPONSE PHASE

- ❖ 6 Mobile Vaccination Units
- ❖ 4 Fixed Vaccination Sites
- ❖ 3 BoH Vaccination Clinics

Q2 - 2022

TRANSITION PHASE

- ❖ 3 mobile units
- ❖ 2 days/week at fixed sites
- ❖ Vac at BOH Clinics
- ❖ Gather lessons learned from vaccination and testing

Q3 - 2022

PREPAREDNESS PHASE

- ❖ Develop capabilities for future responses
- ❖ Update plans & procedures
- ❖ Maintain a cache of resource

2023 &
BEYOND

Wastewater Partnership



EMORY UNIVERSITY

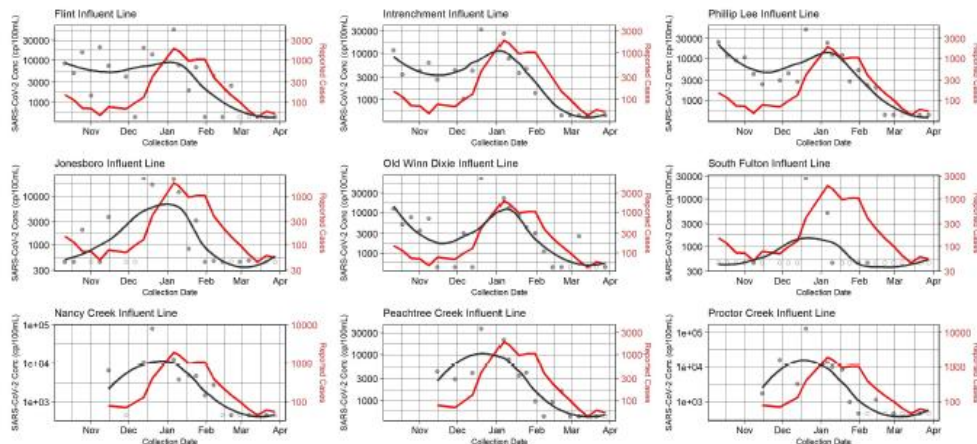
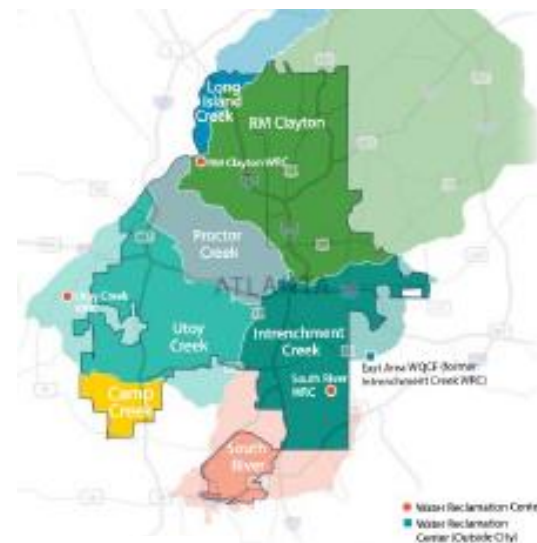
Center for Global Safe Water, Sanitation, and Hygiene



FULTON COUNTY



- ❖ Shows trends in COVID-19 cases over time
- ❖ Identifies introduction of new threats
- ❖ Shows where COVID-19 prevalence is high
- ❖ Complement existing clinical surveillance
- ❖ Identify and monitor high risk areas
- ❖ Communicate results for response action levels
- ❖ Enhanced public awareness



*Cases for all Fulton county



COVID-19 TESTING CAPACITY

Federal home test kit program is available. Each household is eligible for 4 test kits.

<https://www.covid.gov/tests>

Fulton County, BoH, Ryan White Antigen Test Kits

- We distributed 68% of the test kits
- We are maintaining 32% of the test kits for future response



Developed a new testing model with one of our 3rd party testing partners

- PCR testing kiosks
- Employee / Family Use
- Future expansion to allow all citizens access
- Kiosk will dispense a self swab test kits & a sample collection box will be co-located
- Results will be delivered in 48 to 72 hrs
- Fulton County's first three units will be in the government center, the courthouse and Rice Street



Questions?





Fulton County Government Reopening Plan

Service Updates - May 2, 2022

- On May 2, the Fulton County Sheriff's Office will implement additional security measures for Grand Jury selection for the State v. Trump.
- Street closures around the Courthouse will result in traffic impact
- Employees will be encouraged to telework where possible.

SERVICE IMPACT FOR PUBLIC

- Court services will be open, but residents are encouraged to visit satellite offices at North & South Service Center where possible
- Tax Commissioner's Office and Vital Records office will be closed.
- For updates go to www.fultoncountyga.gov

Gating Criteria

Reopening Indicators

CASES



Downward trajectory in the 7-day average of new positive tests within a 14-day period, and positivity rate below 5%

VAX OR TEST

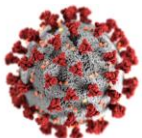


Ability to vaccinate employees to 80% goal and to test employees who choose alternative with results within 48-72 hours

EQUIPMENT



PPE and supplies for all employees interacting with public.



**Satisfy Before Proceeding to Phased Comeback*

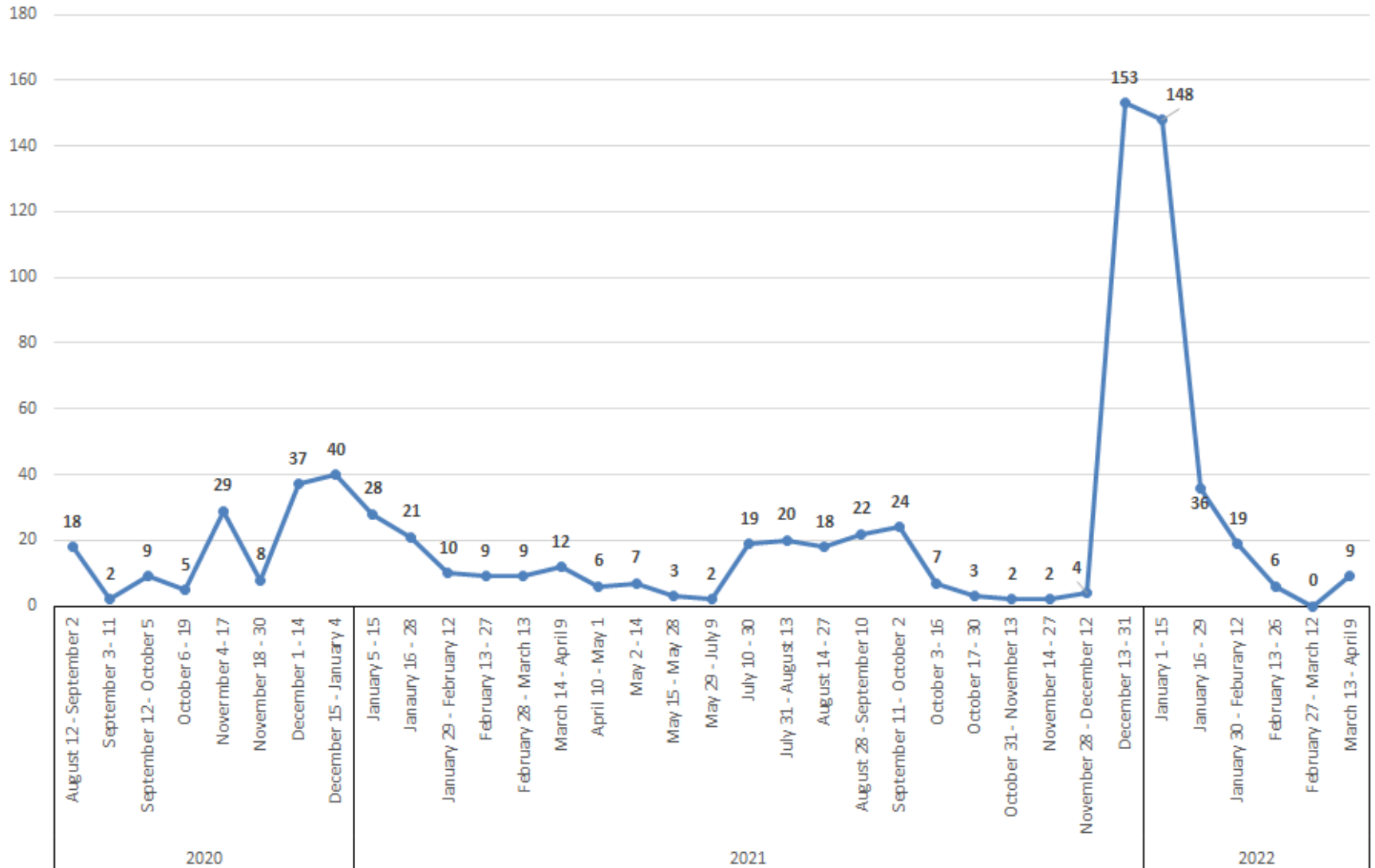
COVID POSITIVE EMPLOYEES

March 13, 2022 - April 9, 2022

- No new positives reported this week.



Fulton County Reported Employee COVID Positive Tracker as of April 9, 2022



COVID POSITIVE EMPLOYEES

CUMULATIVE			
DEPARTMENT	POSITIVE	DEPARTMENT	POSITIVE
ARTS/COOPERATIVE EXT	1	MAGISTRATE COURT	6
BHDD	8	MEDICAL EXAMINER	9
BOARD OF HEALTH	28	POLICE	17
BOARD OF COMMISSIONERS	5	PROBATE COURT	10
COUNTY ATTORNEY	4	PUBLIC DEFENDER OFFICE	32
COUNTY MANAGER	7	PUBLIC WORKS	71
COUNTY MARSHAL	28	PURCHASING	7
COMMUNITY DEVELOPMENT	3	REGISTRATION & ELECTIONS	11
DISTRICT ATTORNEY	17	SENIOR SERVICES	34
DCRC	1	SHERIFF	8
DREAM	43	SOLICITOR GENERAL	19
EMERGENCY MANAGEMENT	2	STATE COURT-ALL JUDGES	4
EMERGENCY SERVICES	54	STATE COURT-GENERAL	9
EXTERNAL AFFAIRS	9	SUPERIOR COURT-ALL JUDGES	4
FINANCE	27	SUPERIOR COURT-CLERK	84
HUMAN RESOURCES	3	SUPERIOR COURT-GENERAL	49
INFORMATION TECHNOLOGY	12	TAX ASSESSOR	61
JUVENILE COURT	32	TAX COMMISSIONER	82
LIBRARY	54	GRAND TOTAL	856

Updates on Service Delivery Models

- **Senior Services:**
 - Congregate dining, To Go meals, on-site classes. Virtual programming and wellness checks continue.
- **Library Operations:**
 - These services will continue as currently being delivered
- **Behavioral Health and Developmental Disability Services:**
 - Mental Health Services will continue in person services
 - Developmental Disabilities in person services, transportation, meals
- **Administrative Services:**
 - Encourage the utilization of teleworking when possible
- **Tax Commissioner Offices:**
 - All Locations Open



Protocol Update:

Facilities:

- Implemented mask policy that strongly encourages use of masks by visitors and employees except in tax offices, jail and clinical settings which are still required.

Courts:

- Continue to require masks and eliminates social distancing requirements.
- Continued use of virtual for jury selections.

STAY HEALTHY FULTON!



Masks and Social Distancing Encouraged





QUESTIONS



Fulton County Government

Emergency Rental Assistance Updates

Emergency Rental Assistance

PROGRAM UPDATES as of April 10, 2022

\$25MM Reallocation	Additional Funding Requests	SAFE
1,812 Households	617 Households	488 Households
\$13.8MM	\$4.7MM	\$4.6MM





QUESTIONS



Fulton County Government

Court Backlog/Project ORCA
Update



FULTON COUNTY GOVERNMENT

Project ORCA

COVID-19 CASE REDUCTION

AGENDA

01 PROJECT OVERVIEW

02 HIRING PROGRESS

03 CASE DISPOSITION PROGRESS

04 PROJECT ORCA CLOSED & PENDING CASES
Superior Court
State Court

05 PROCESS ENHANCEMENTS
Cobb Jail ZOOM Rooms

06 OVERALL PROGRESS

Project Overview

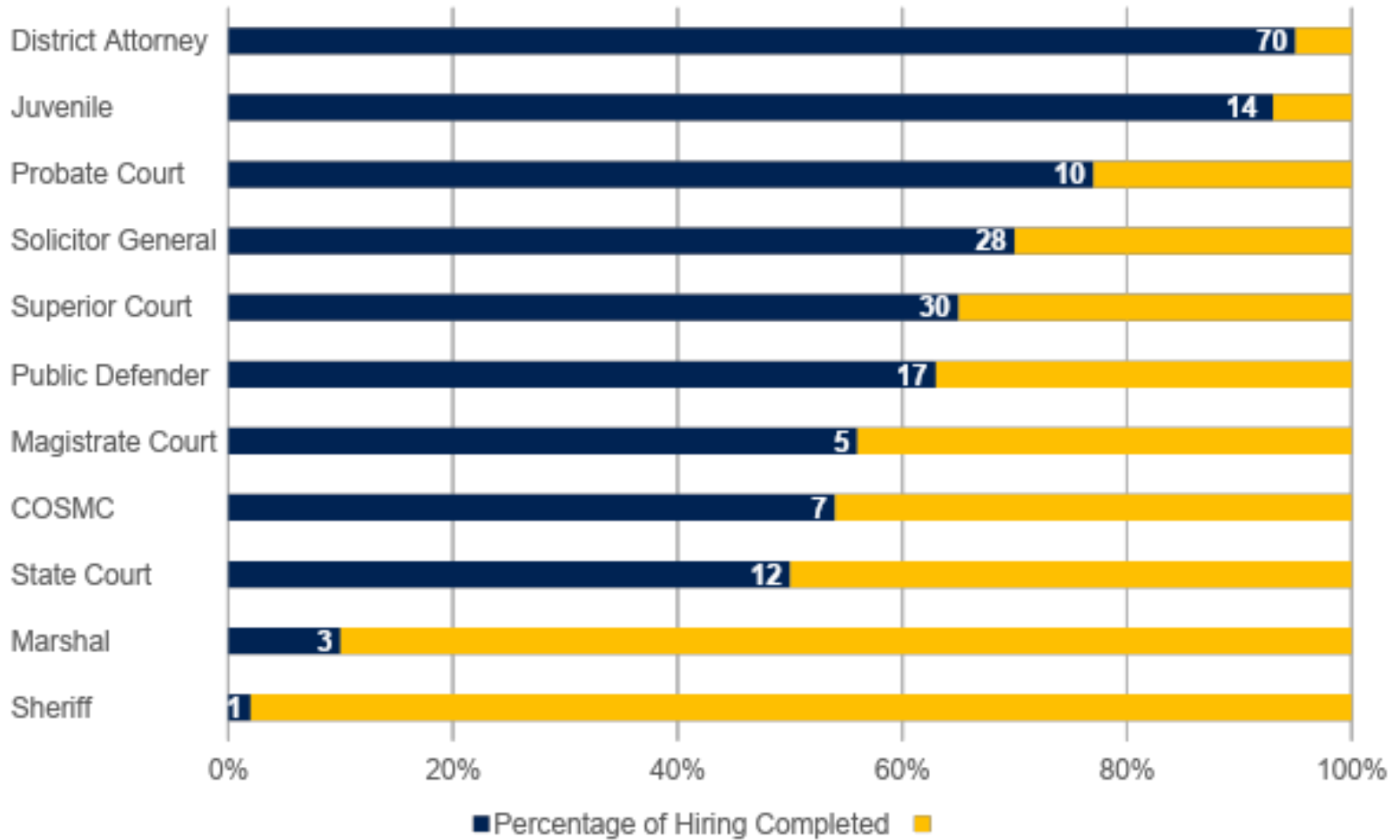
Since the beginning of COVID-19, the Fulton County Court System has amassed a significant and unprecedented level of cases. Project ORCA will address this challenge by utilizing a combination of capacity expansion and productivity enhancement initiatives to expedite the case adjudication process.

Case Accumulation Defined

All cases (hearings, filings, applications) that were initiated before and during the pandemic (including those currently awaiting formal charging or filing) that have been impacted due to current limitations at various stages of the case administration process.

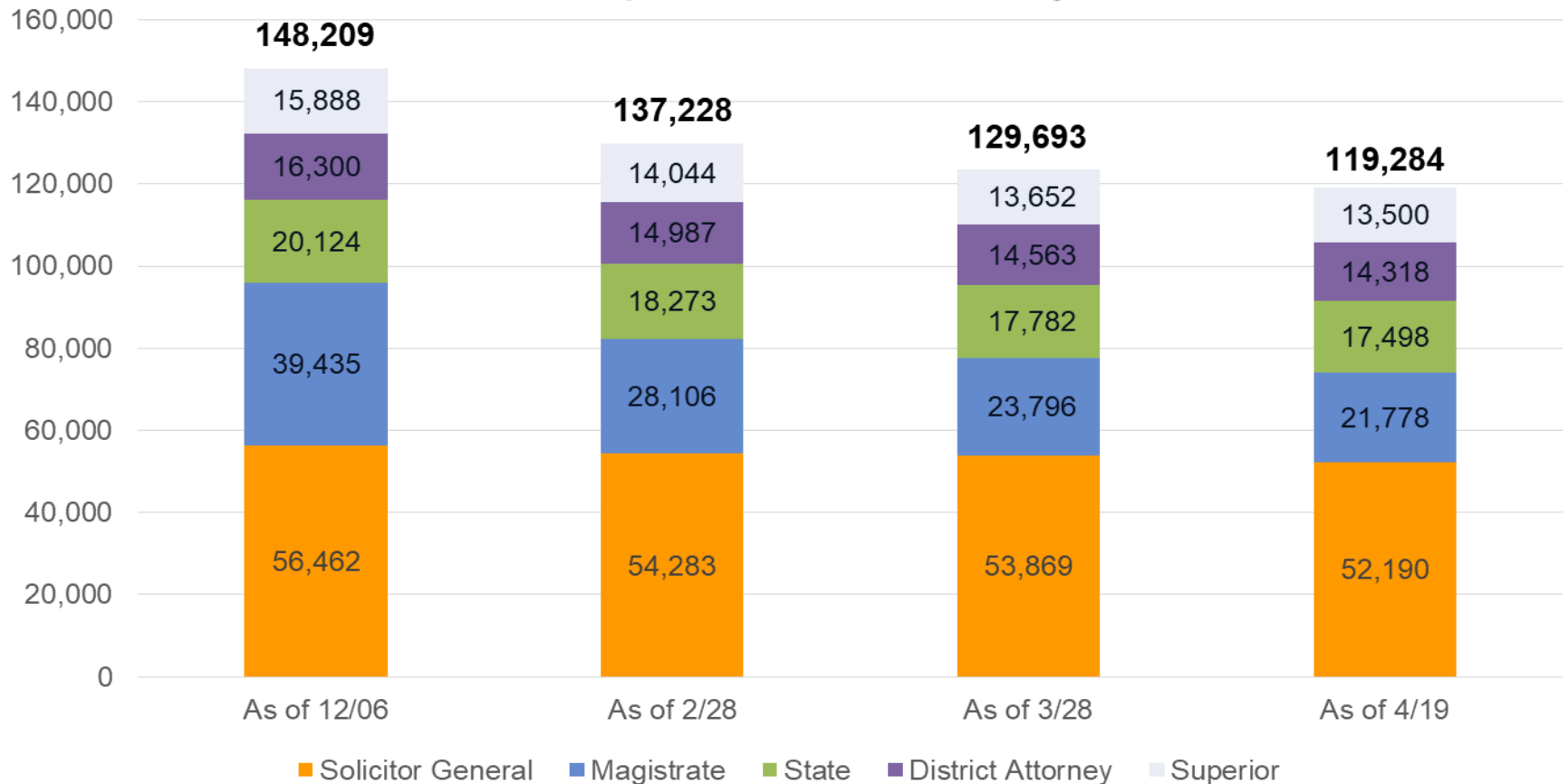
Hiring Progress

Hiring Progress by Department



Case Disposition Progress

Disposition Status by Office

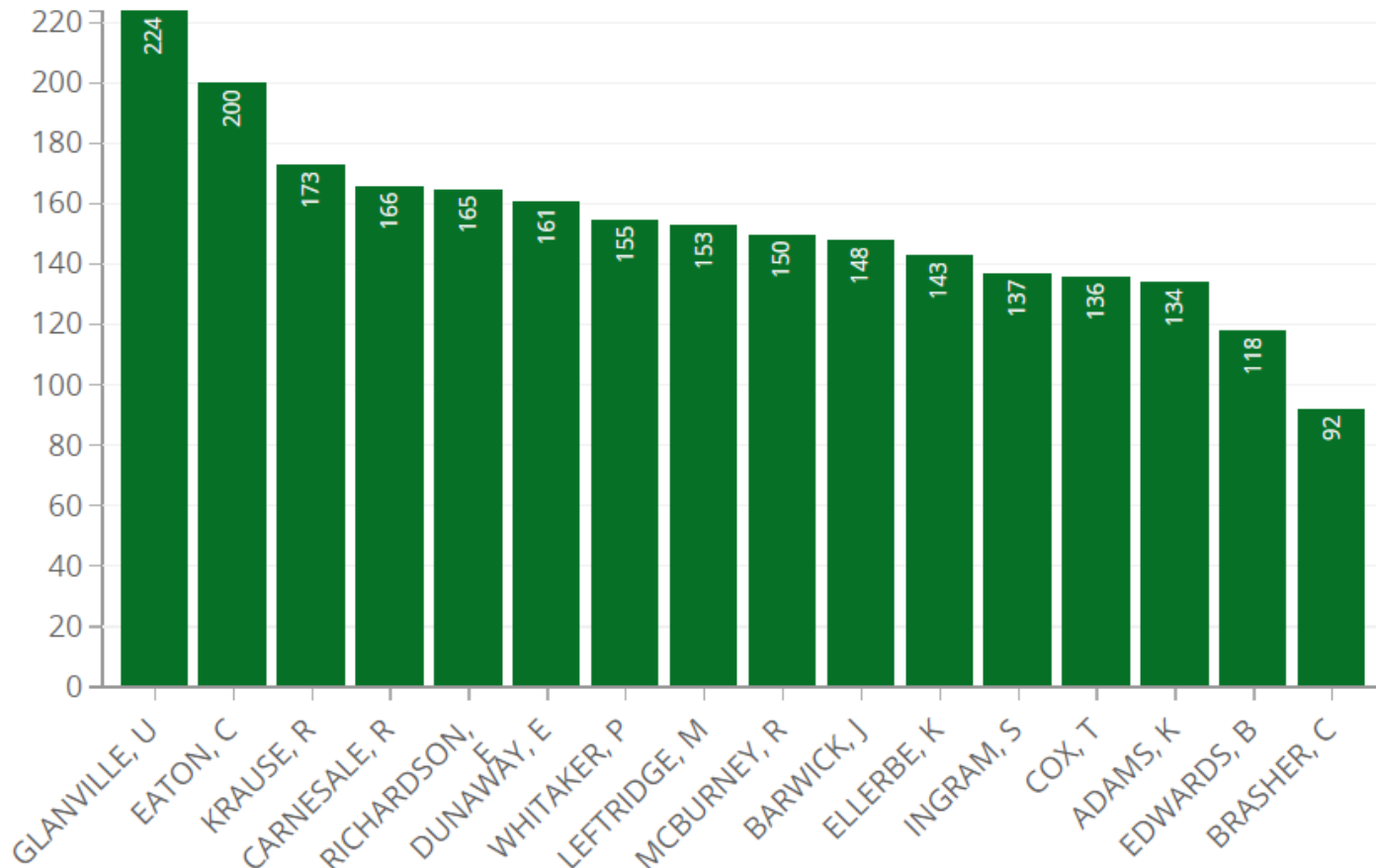


Project ORCA: Superior Court Closed Cases



Project ORCA: Superior Court Closed Cases By Judge

Total; 12/6/2021 to Date

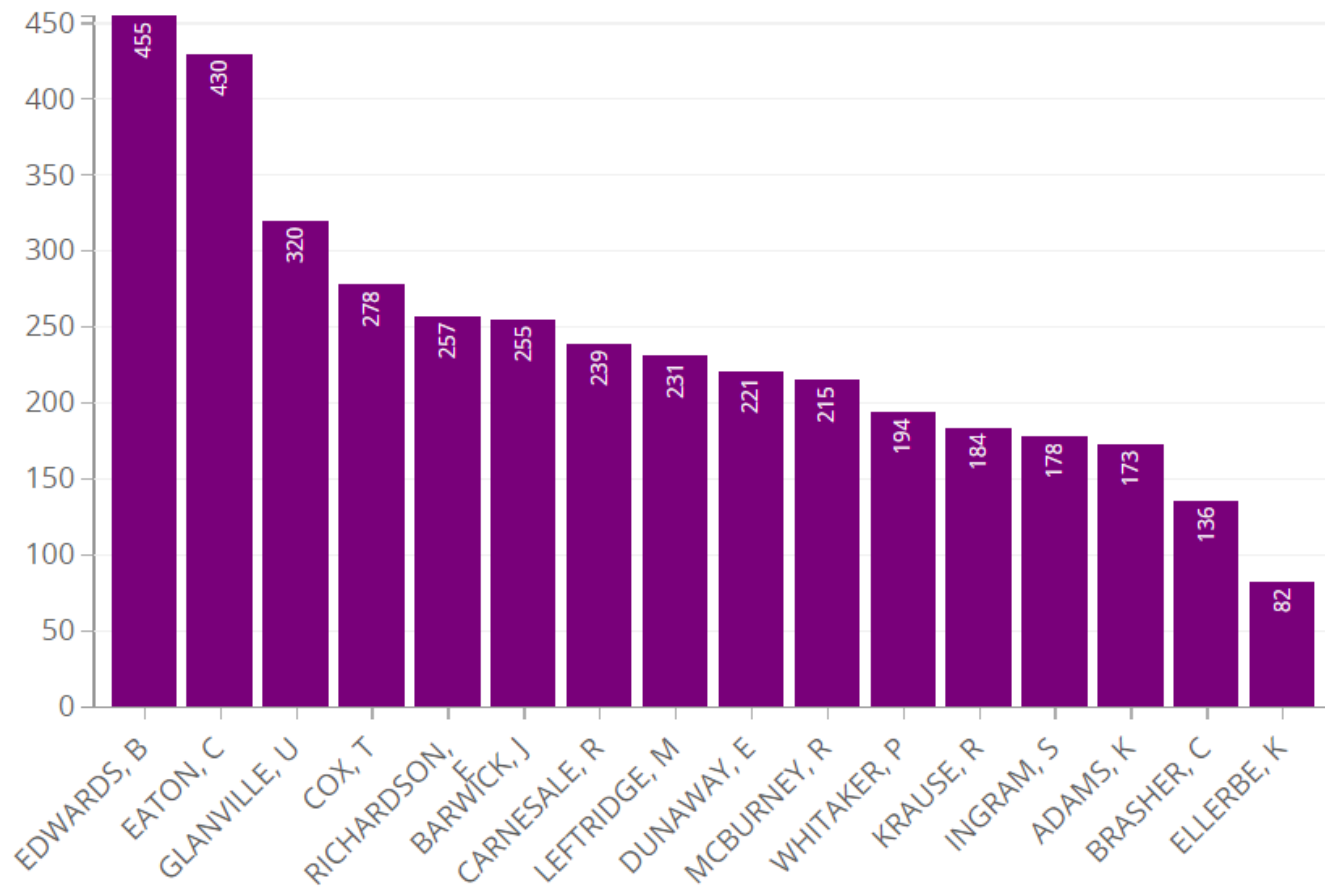


Project ORCA: Superior Court Remaining Pending Cases



Project ORCA: Superior Court Remaining Pending Cases By Judge

Total; 12/6/2021 to Date

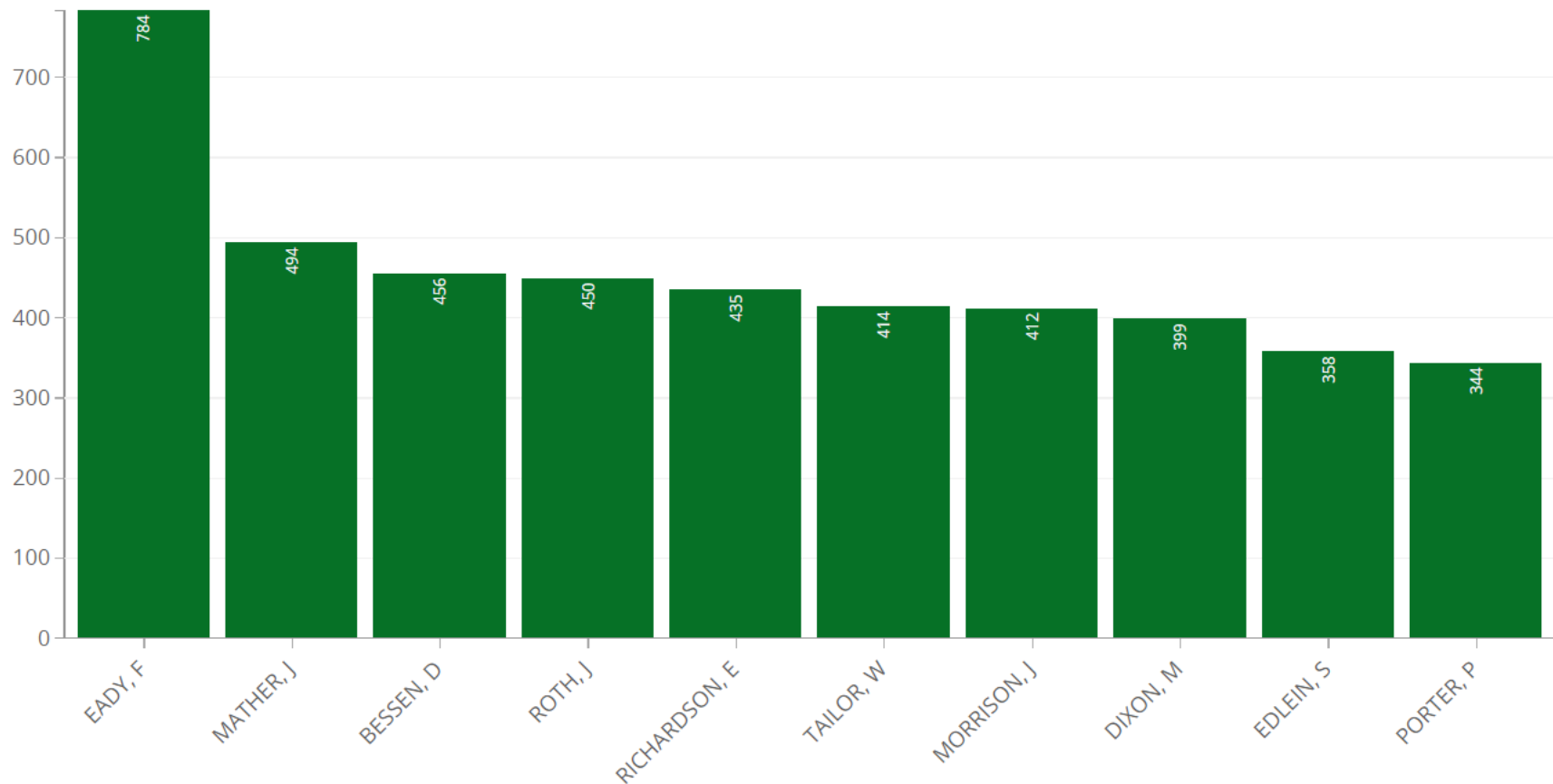


Project ORCA: State Court Closed Cases



Project ORCA: State Court Closed Cases By Judge

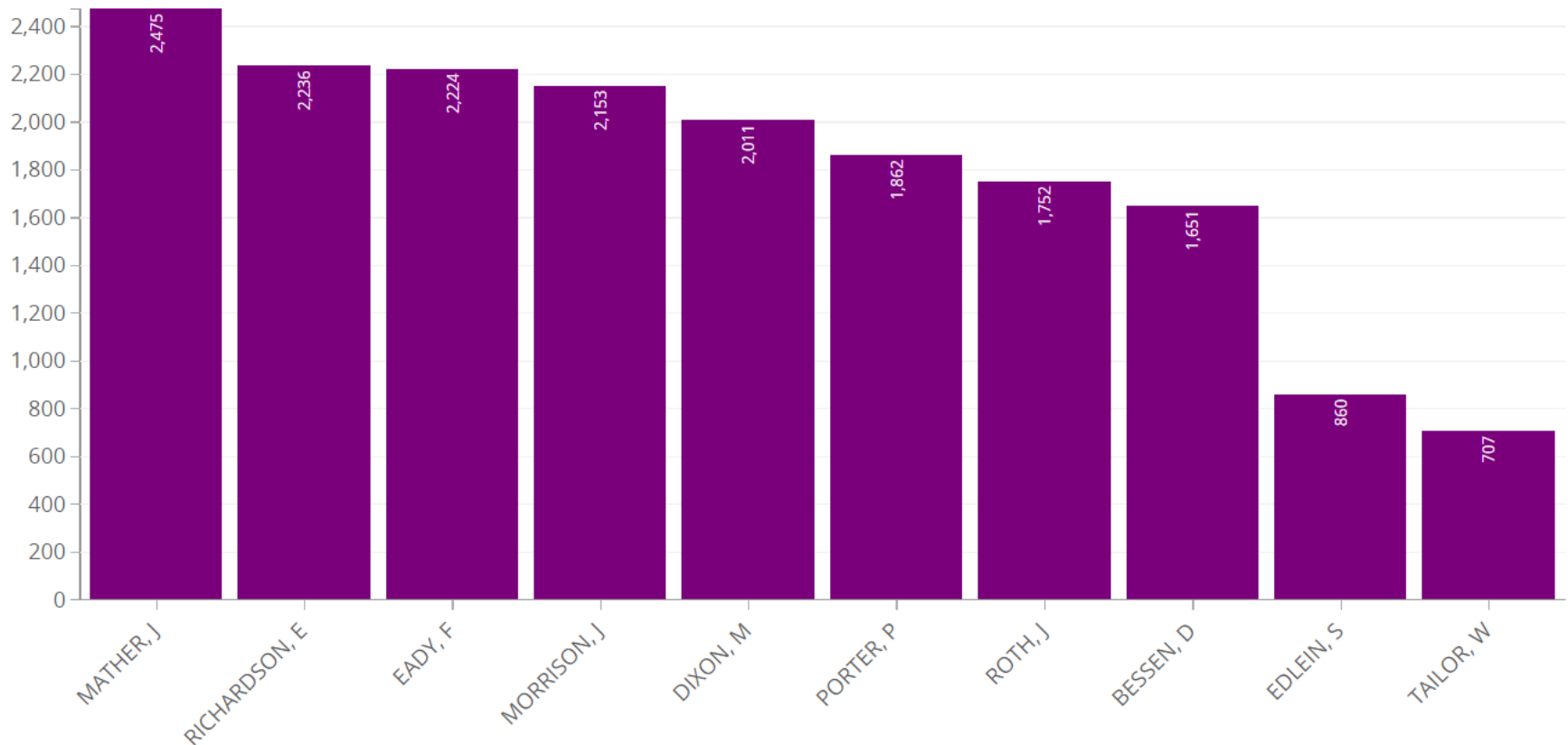
Total; 12/6/2021 to Date



Project ORCA: State Court Remaining Pending Cases

Project ORCA: State Court Remaining Pending Cases By Judge

Total; 12/6/2021 to Date




Cobb Jail ZOOM Rooms



The Jail ZOOM Rooms at Cobb County jail are now complete.

The inmates previously attended their remote hearings in a common space and both the inmates and judges complained of background noise. Going forward, the inmates will now have quiet, private rooms to attend their hearings without interruption.

The enhancement also affords the inmates and staff greater safety due to the need for reduced transportation and exposure.



Overall Progress




The Courts and Offices have continued to proceed with process and productivity enhancements making the following accomplishments:

- ✓ 74% of Hiring has been achieved
(excluding Sheriff and Marshal positions)
- ✓ 3 mini-ZOOM rooms have been added at the Cobb County Jail and 26 additional ZOOM rooms are under construction at the Fulton Jail
- ✓ Superior Court work sessions are underway to devise new plans for increased efficiency and scheduling
- ✓ Daytime and Evening Bond Hearing calendars participants have been increased for expanded hearing capacity



QUESTIONS



Emergency Response Reserve & American Rescue Plan Act Funds Update

COVID-19: Recovery Funds Plan

Economic Recovery and
Operational Resiliency Plan

April 18, 2022



Consolidated Covid Response Plan

<i>In Millions \$</i>	4.18.2022		4.18.2022		4.18.2022		Change in Budget	Change in Expenses
	Budget		Commitments		Expenses			
EERF - General Fund	\$	10.5	\$	10.5	\$	10.5	\$ -	\$ -
Communications		1.7		1.7		1.6	-	-
Child Care / Healthcare / Other		0.5		0.5		0.5	-	-
Payment to Employees		6.6		6.6		6.6	-	-
2020 Obligation		1.7		1.7		1.9	-	-
American Rescue Act		221.9		75.8		70.2	-	-
Health Infrastructure		15.6		-		-	-	-
Pandemic Proof County Facilities		28.0		1.7		0.5	-	-
Day Porters / Cleaning		2.6		2.0		1.2	-	-
Child Care		0.7		0.3		0.3	-	-
Other Emergencies		0.8		0.4		0.2	-	-
Premium Pay for Employees		3.4		3.4		3.4	-	-
PPE- County Employees		5.0		3.1		2.1	-	-
Court Backlog Project		75.0		13.1		11.1	-	-
Information Tech - Virtual Support		8.0		0.8		0.7	-	-
Safety Net Services - CSP		8.1		6.9		6.9	-	-
Diversion Center		1.7		-		-	-	-
Employees Covid Healthcare		4.0		-		-	-	-
General Administration		1.0		-		-	-	-
Long Term Revolving Loan Program		3.9		3.9		3.9	-	-
Food Insecurity		6.0		1.7		1.7	-	-
Job Training		2.0		0.4		0.4	-	-
ERAP 2 & High Need		29.0		29.0		29.0	-	-
ERAP -1 and 2 Additional Operational Costs		8.6		7.6		7.6	-	-
Testing Vaccination		17.4		1.1		1.0	-	-
Vaccine Incentive Program		1.2		0.4		0.4	-	-
Consolidated Appropriations Act		18.0		17.9		17.8	0.0	0.0
ERAP 1		18.0		17.9		17.8	0.0	0.0
ERAP Reallocation		50.0		17.9		16.5	2.8	2.8
ERAP 4		25.0		17.9		16.5	2.8	2.8
ERAP 5		25.0		0.0		0.0	-	-
FEMA Related Expenses		27.4		24.8		23.7	-	-
Total	\$	327.9	\$	146.9	\$	138.7	2.8	2.8
Reserve	\$	26.3						

Cash Flow Projections – COVID 19 Response

Cash Flow Projection COVID-19 Response

In Millions \$

Uses of Funds		2021	2022	2023	2024	Total
A	EERF - General Fund	10.5	-	-	-	10.5
B	American Rescue Act	51.8	106.2	61.4	2.6	221.9
C	Consolidated Appropriations Act	17.4	0.6	-	-	18.0
D	ERAP Reallocation	-	50.0	-	-	50.0
E	FEMA Related Expenses	21.2	6.1	-	-	27.3
Projected Annual Uses		\$ 100.9	\$ 162.9	\$ 61.4	\$ 2.6	\$ 327.7
Sources of Funds		2021	2022	2023	2024	Total
A	EERF	10.5	16.4			26.9
B	American Rescue Act	128.4	103.4			231.8
C	Consolidated Appropriation Act	18.0				18.0
D	ERAP Reallocation	-	50.0			50.0
E	FEMA Reimbursement at 100% over 3 years	5.9	2.6	5.1	13.7	27.3
Projected Annual Sources		\$ 162.8	\$ 172.4	\$ 5.1	\$ 13.7	\$ 354.0
Cash Balance EOY - 100% FEMA Reimbursement		61.9	71.4	15.1	26.3	26.3
Cash Balance EOY - 50% FEMA Reimbursement		61.3	75.9	19.6	17.1	17.1



QUESTIONS