

# **FULTON COUNTY GOVERNMENT**

## **JUSTICE SYSTEM UPDATE**



FULTON COUNTY GOVERNMENT

# Justice System Update

J1-TOWER

JUNE 17, 2026

## AGENDA

- 01 JUSTICE SYSTEM SCORECARD
- 02 JAIL POPULATION UPDATE
- 03 JAIL INITIATIVES
- 04 DIVERSION CENTER UTILIZATION UPDATE

# JUSTICE SYSTEM SCORECARD

## MONTHLY UPDATE



MEASURE	GOAL	MAY 2023 BASELINE	APRIL 2026	MAY 2026	DELTA <i>(previous month vs. current month)</i>
Average Length of Stay	30 days	71 days	53 days	47 days	6 day decrease
Jail Population Unindicted without other charges	10%	34%	14%	12%	2% decrease
Clearance Rate for Felony Criminal Cases	100%	72%	100%	127%	27% increase
Felony Cases Disposed within 180 Days	90%	25%	30%	27%	3% decrease
Felony Cases Disposed within 365 Days	98%	63%	59%	52%	7% decrease

*Average length of stay calculated only after individuals have been booked out of the jail and does not include currently incarcerated inmates*



FULTON COUNTY GOVERNMENT

# Justice System Update

J1-TOWER

JUNE 17, 2026

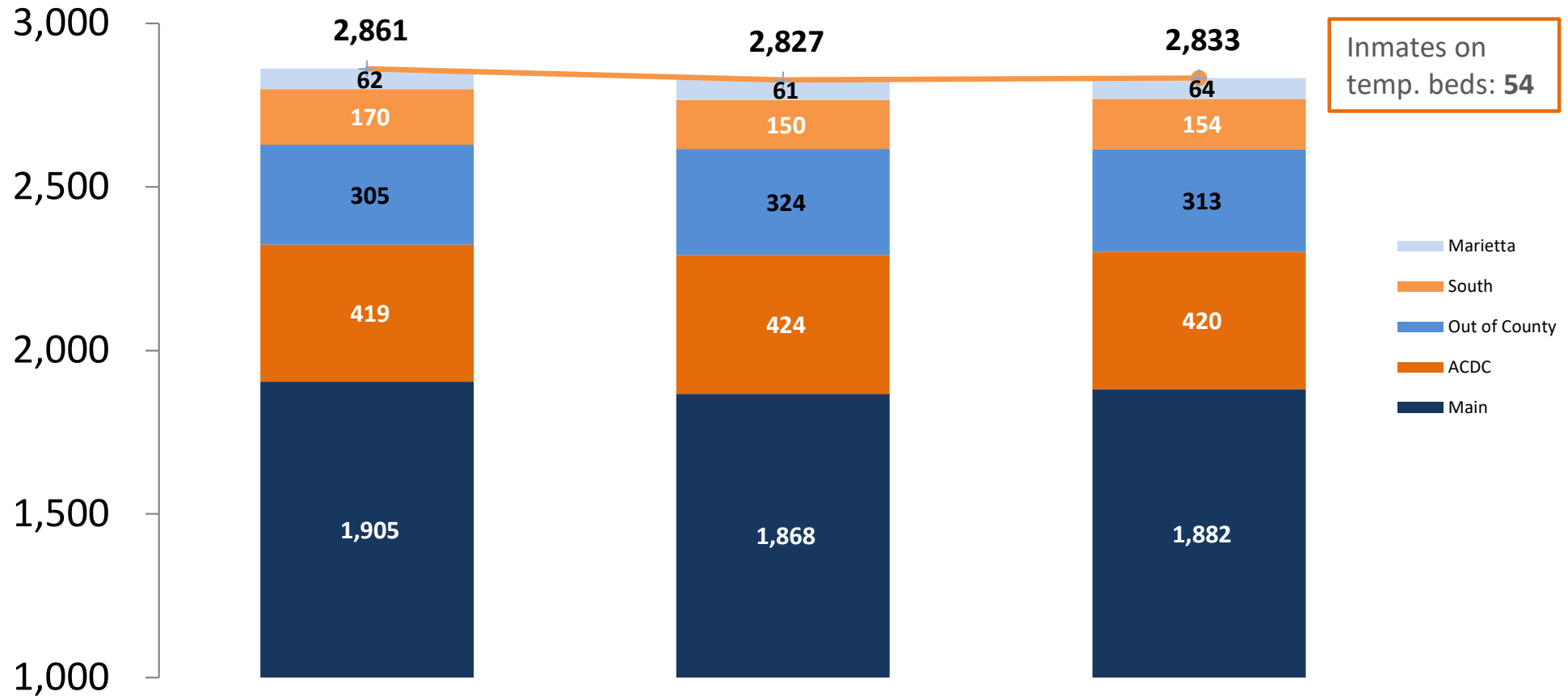
## AGENDA

- 01 JUSTICE SYSTEM SCORECARD
- 02 JAIL POPULATION UPDATE
- 03 JAIL INITIATIVES
- 04 DIVERSION CENTER UTILIZATION UPDATE

# AVERAGE MONTHLY POPULATION



**2,860**  
as of 6/9/2026



Inmates on temp. beds: 54

	March	April	May
Book In	1951	1970	1871
Book Out	2008	1991	1891
Net	57	21	20

# AVERAGE MONTHLY JAIL POPULATION

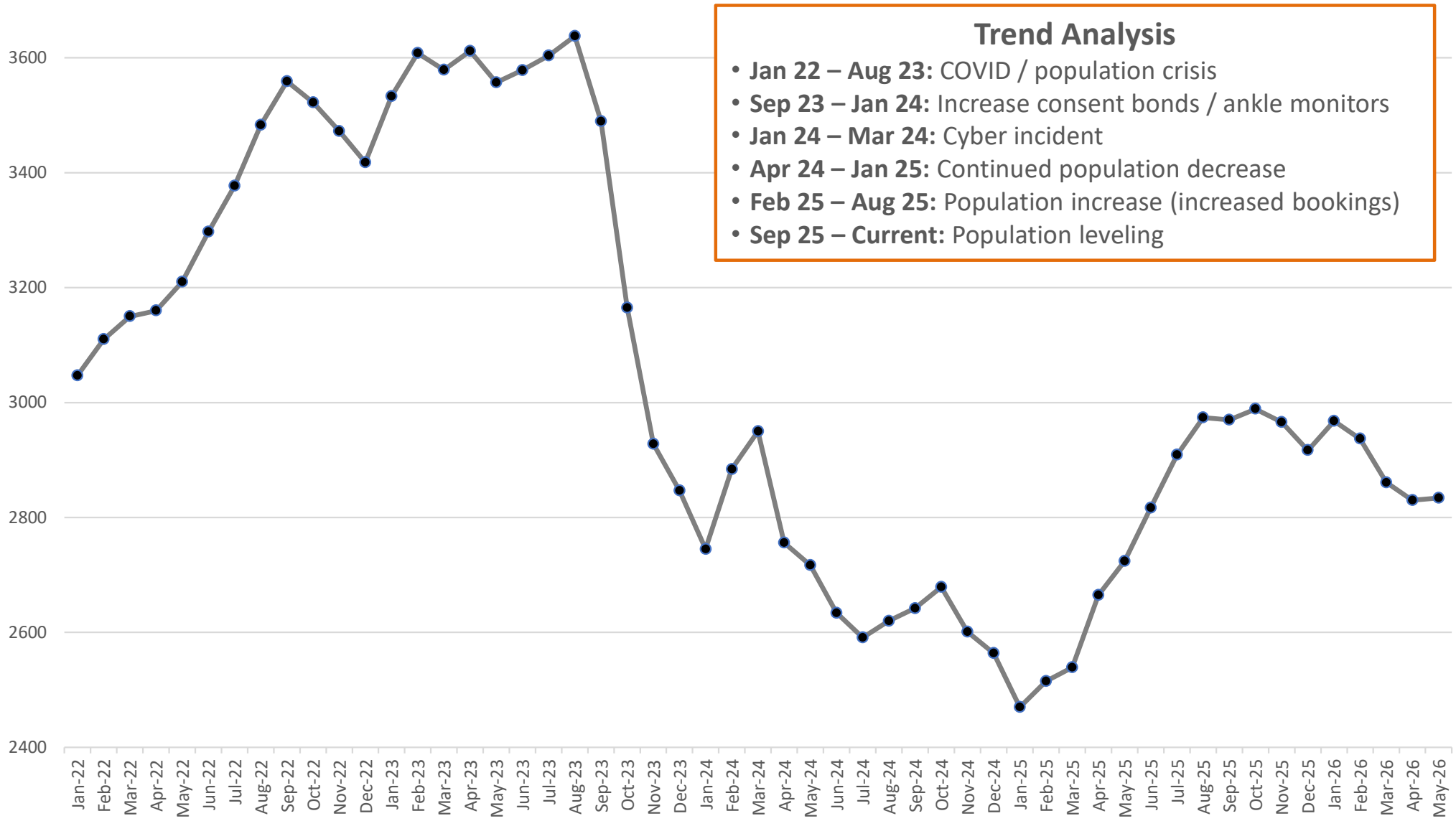
## POPULATION BY FACILITY



	MARCH	APRIL	MAY	6/9/2026
Main	1,905	1,868	1,882	1,908
ACDC	419	424	420	430
Out of County	305	324	313	310
South Annex	170	150	154	144
Marietta Annex	62	61	64	68
<b>TOTAL</b>	<b>2,861</b>	<b>2,827</b>	<b>2,833</b>	<b>2,860</b>

# AVERAGE JAIL POPULATION - ALL FACILITIES

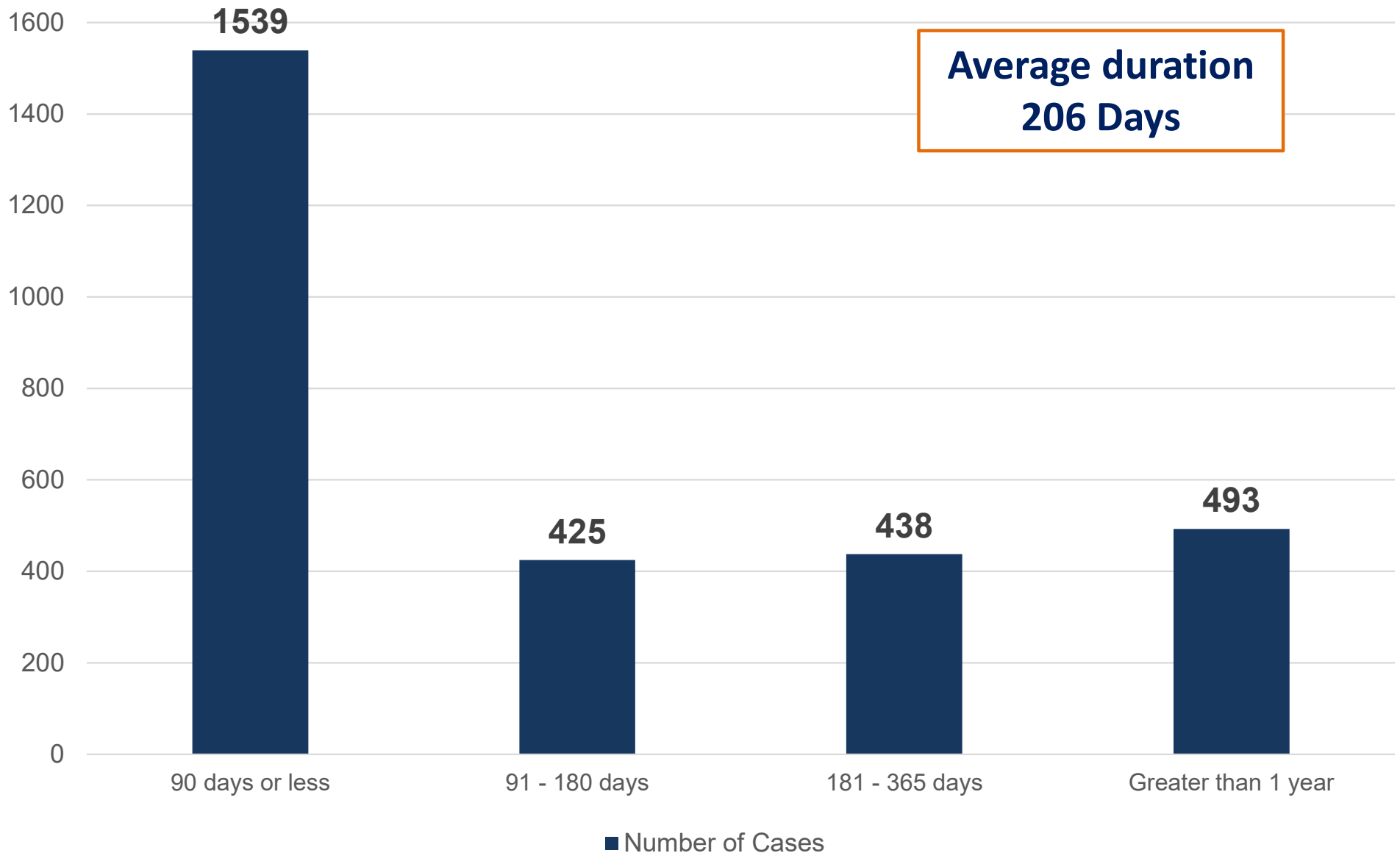
## TRENDS



**Trend Analysis**

- Jan 22 – Aug 23: COVID / population crisis
- Sep 23 – Jan 24: Increase consent bonds / ankle monitors
- Jan 24 – Mar 24: Cyber incident
- Apr 24 – Jan 25: Continued population decrease
- Feb 25 – Aug 25: Population increase (increased bookings)
- Sep 25 – Current: Population leveling

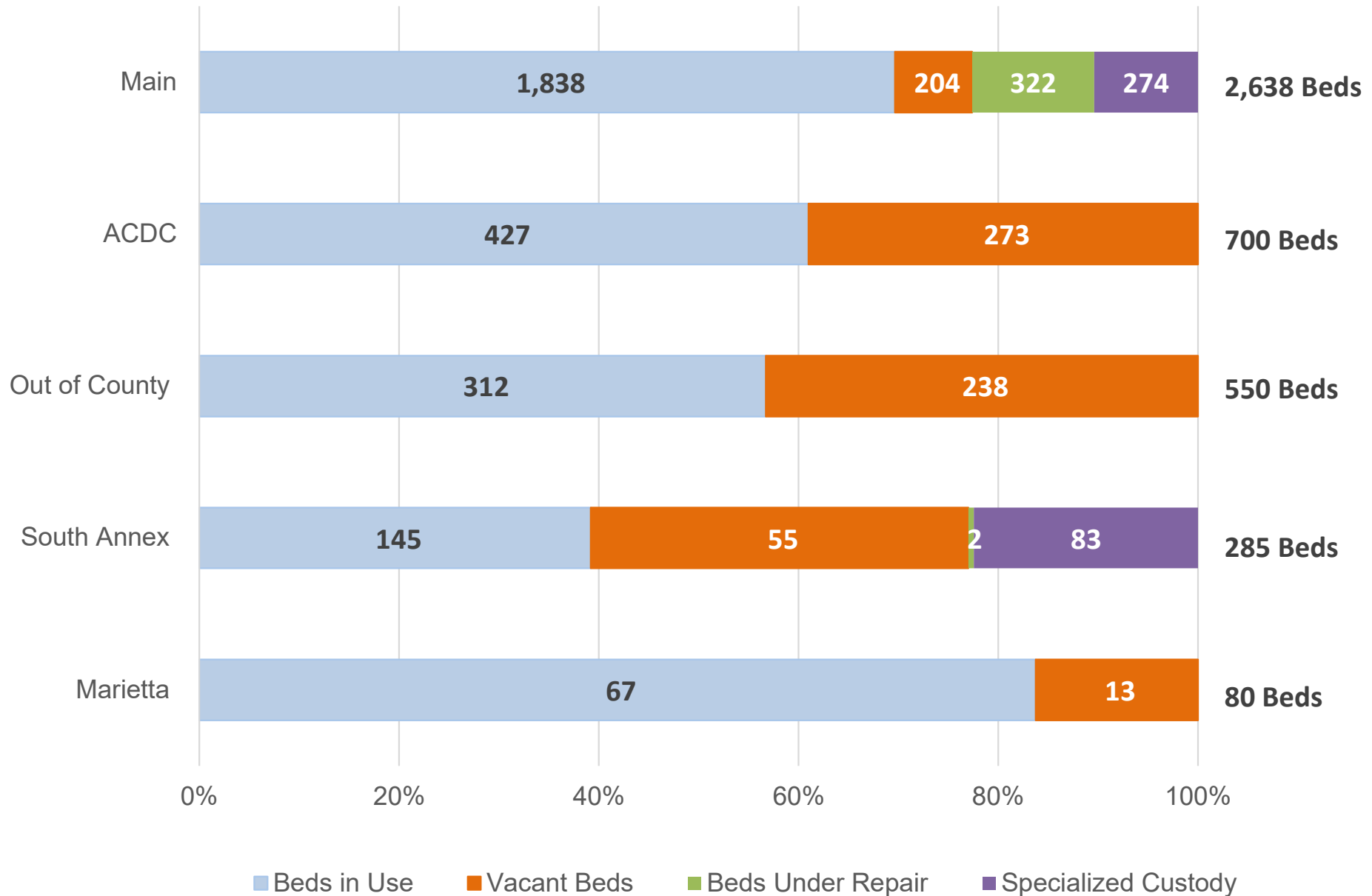
# LENGTH OF STAY FOR CURRENTLY INCARCERATED INMATES IN JAIL AS OF 6/2/2026



# JAIL POPULATION FACILITY UTILIZATION

AS OF 6/8/2026

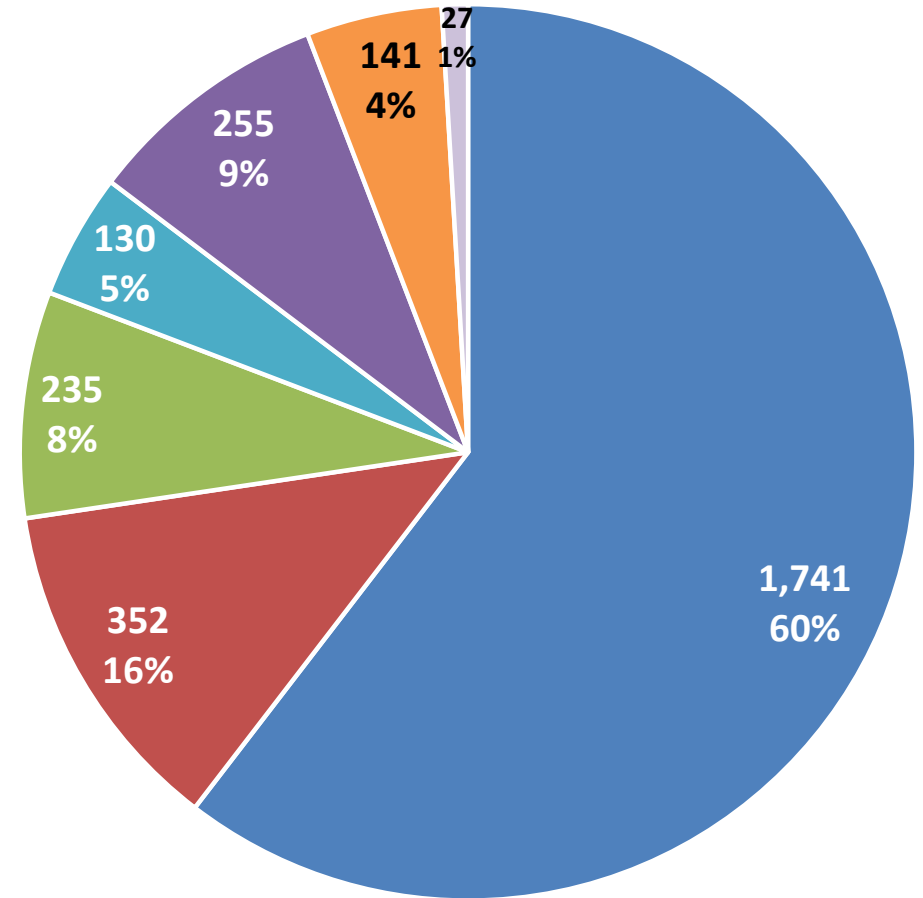
**Specialized Custody:** inmate classification, competency, discipline, protective custody



# JAIL POPULATION FULL INMATE ANALYSIS AS OF 6/10/2026



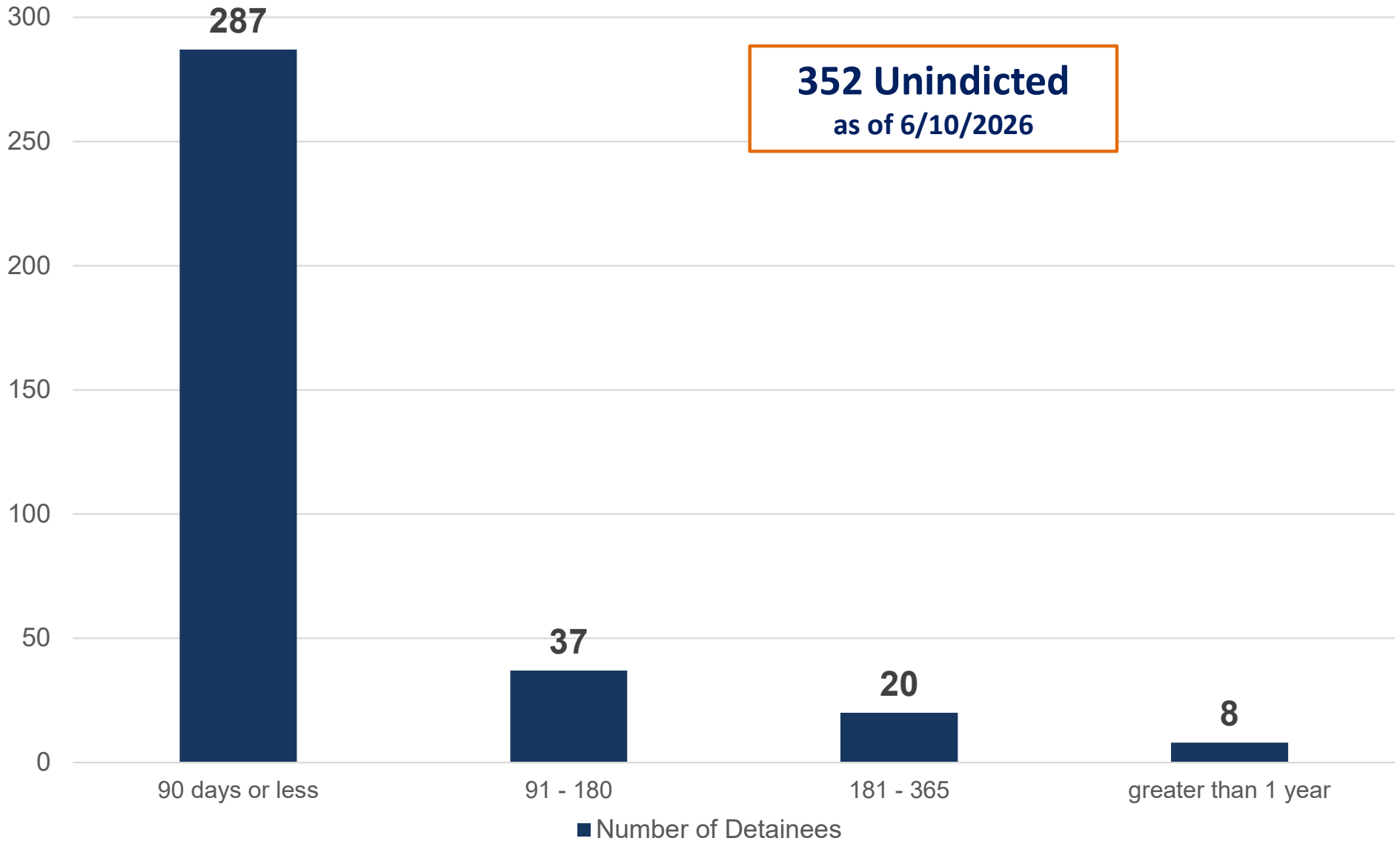
Status	Number of Inmates	
Unindicted	352	12%
Unaccused	27	1%
Indicted	1,741	60%
Accused	235	8%
Accused and Indicted	255	9%
Serving Sentence/CPO	141	5%
Other Hold Condition	130	5%
<b>TOTAL</b>	<b>2,881</b>	<b>100%</b>



- Indicted
- Unindicted
- Accused
- Accused and Indicted
- Other Hold Condition
- Serving Sentence/CPO
- Unaccused

# UNINDICTED JAIL POPULATION

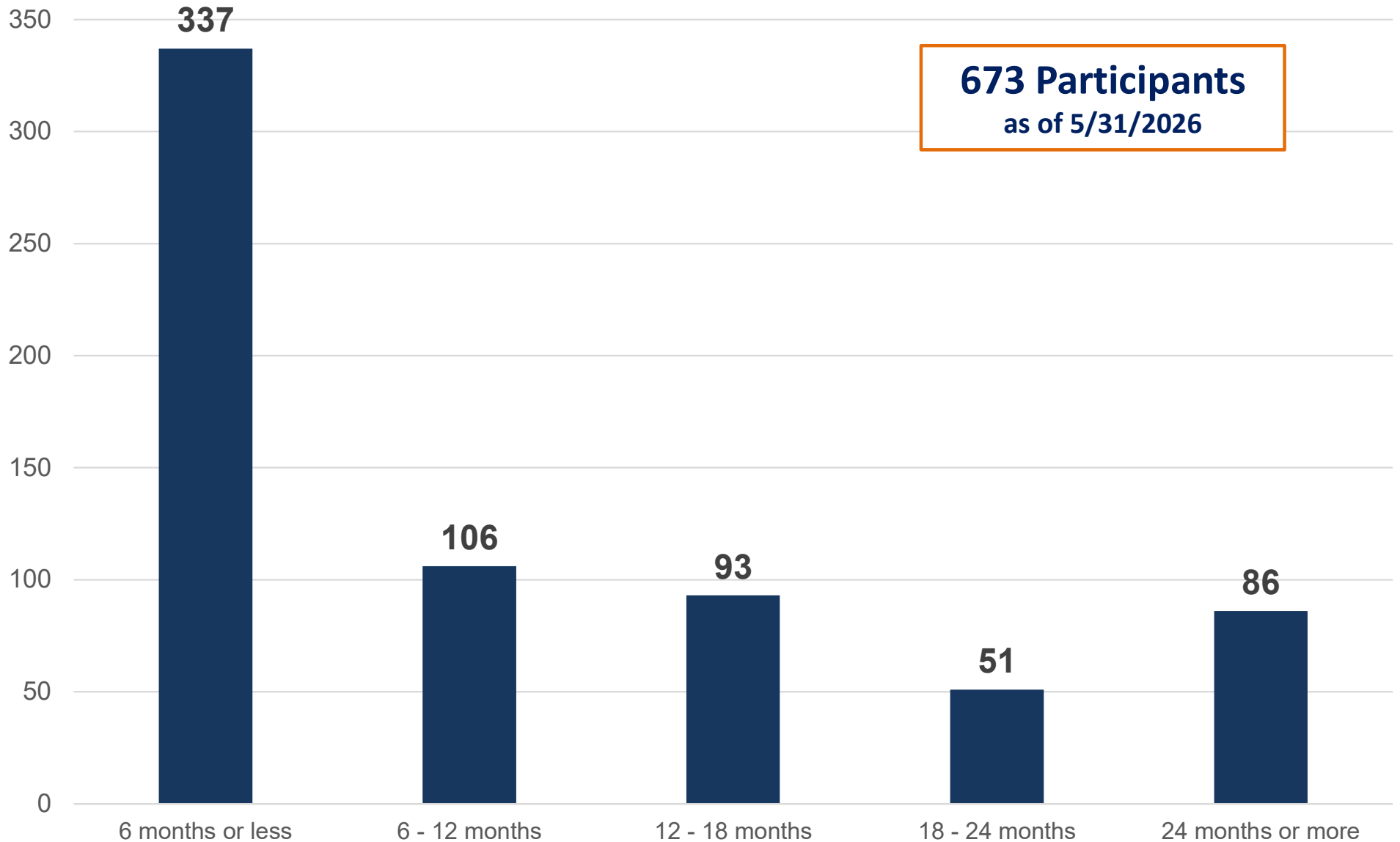
## DAYS IN JAIL AS OF 6/10/2026



*Excludes detainees with pending indicted cases and holds (Probation Violations, Failure to Appear and foreign and/or other agency holds).*

# ELECTRONIC MONITORING UPDATE

## MONTHS ON MONITOR AS OF 5/31/2026



# ELECTRONIC MONITORING UPDATE

## 6 MONTH ROLLING PARTICIPATION



	6 months or less	6 – 12 months	12 – 18 months	18 – 24 months	Greater than 24 months	TOTAL	% less than 1 year	% greater than 1 year
<b>MAY 2026</b>	337	106	93	51	86	<b>673</b>	66%	34%
<b>APR 2026</b>	269	103	94	71	64	<b>601</b>	62%	38%
<b>MAR 2026</b>	227	112	98	72	67	<b>576</b>	59%	41%
<b>FEB 2026</b>	184	122	102	74	70	<b>552</b>	55%	45%
<b>JAN 2026</b>	173	141	90	67	72	<b>543</b>	58%	42%
<b>DEC 2025</b>	169	143	90	66	71	<b>539</b>	58%	42%



FULTON COUNTY GOVERNMENT

# Justice System Update

J1-TOWER  
JUNE 17, 2026

## AGENDA

- 01 JUSTICE SYSTEM SCORECARD
- 02 JAIL POPULATION UPDATE
- 03 **JAIL INITIATIVES**
- 04 DIVERSION CENTER UTILIZATION UPDATE

# JAIL INITIATIVES

## SHERIFF RECRUITMENT AND HIRING AS OF 6/11/2026



	2026 Jail Unit Activity						Total
	Jan	Feb	Mar	Apr	May	Jun	
Jail Unit Hiring	19	5	3	15	2	4	48
Jail Unit Separation*	2	5	6	14	7	0	34
Source - County HR System	Net New Hires						14

\*Four (4) pending May separation (projecting net = 10)

	Whalls Recruitment and Hiring Activity Report										
	Jan	Feb	Mar		Apr		May		Jun		Total
			11th	25th	8th	22nd	6th	20th	3rd	17th	
All time candidates in Whalls pipeline	1796	1179	774	739	830	865	787	1043	773	TBD	8786
Completed packets sent to FCSO	35	13	32	49	21	18	13	11	10	TBD	202
Whalls new hires	0	1	0	0	3	5	1	1	4	TBD	15

# JAIL POPULATION

## POPULATION REDUCTION INITIATIVES



ITEM	DESCRIPTION	BOC UPDATE	POPULATION IMPACT
<b>Increase ankle monitor utilization</b>	Increase use of County-funded ankle monitors for eligible participants	<ul style="list-style-type: none"> <li>End of May: 673 total participants</li> <li>Monthly increases: 24 in March, 25 in April, and 72 in May</li> </ul>	<b>20-25 people placed on monitors per month</b>
<b>Implement automated text reminders</b>	Text reminders reduce FTAs, target 25% reduction -- initial rollout will include Superior Court criminal cases being calendared 14 days out	<ul style="list-style-type: none"> <li>COSMC and Tyler are finalizing configuration</li> <li>Text message content is being finalized</li> <li>Anticipated launch: TBD</li> </ul>	<b>Up to 20 fewer people booked on FTAs per month</b>
<b>Establish bond review calendar</b>	Establish a Bond Review Calendar for bonds <\$10K and >30-day length of stay (must be unindicted inmate)	<ul style="list-style-type: none"> <li>Superior Court coordinating with Magistrate Court to preside over bond review calendar</li> <li>Anticipated launch: August 2026</li> </ul>	<b>80-130 people reviewed for expedited release per month</b>
<b>Maintain consolidated trial and motions calendar</b>	Maintain monthly Consolidated Trial and Motions Calendars for serious felony cases ready for trial	<ul style="list-style-type: none"> <li>Assessing investment across Justice Partners for additional staff</li> <li>Anticipated launch: August 2026</li> </ul>	<b>15 – 20 expedited trials per month</b>
<b>Stand up Diversion Hub at Fulton County Jail</b>	A pre-booking intercept at the jail entrance offering greater Diversion Center utilization, reduced jail inflow, and low-level warrant resolution	<ul style="list-style-type: none"> <li>Analyzing impact of new FCSO misdemeanor policy on diversion eligible bookings</li> <li>State Court standing orders being drafted to standardize warrant process and assignment of a judge</li> </ul>	<b>10 diversions missed per day</b>
<b>Reduce forensic evidence processing backlogs through 3rd party labs</b>	GBI backlogs for sexual assault, drug, and ballistics evidence significantly increase length of stay	<ul style="list-style-type: none"> <li>Developing proposal to establish not-to-exceed cap for evidence testing and expert witness testimony across the 3 labs</li> </ul>	<b>TBD (serious felony cases may be reduced by several months)</b>



FULTON COUNTY GOVERNMENT

# Justice System Update

J1-TOWER

JUNE 17, 2026

## AGENDA

- 01 JUSTICE SYSTEM SCORECARD
- 02 JAIL POPULATION UPDATE
- 03 JAIL INITIATIVES
- 04 **DIVERSION CENTER UTILIZATION UPDATE**

# DIVERSIONS AND SERVICES

## MONTH OF MAY AS OF 5/31/2026



Jurisdiction	Number of Diversions	
Atlanta	176	70%
MARTA	36	14%
Fulton PD	27	11%
Sandy Springs	4	2%
College Park	3	1%
Georgia Tech	2	1%
Alpharetta	1	<1%
Hapeville	1	<1%
FCSO	1	<1%
<b>TOTAL</b>	<b>251</b>	<b>100%</b>

Charges	Number of Diversions	
Criminal Trespass	109	43%
Pedestrian Related	25	10%
Substance Related	21	8%
Disorderly Conduct	20	8%
Loitering	19	8%
Public Indecency	14	6%
Soliciting Money	11	4%
Shoplifting	7	3%
Def/Urinate in Pub	6	2%
Violence Related	6	2%
Urban Camping	6	2%
Other Charges	7	3%
<b>TOTAL</b>	<b>251</b>	<b>100%</b>

Connected Services	Count	
Housing	227	32%
Mental Health Care	191	27%
Case Management	110	15%
Substance Abuse Prgm	75	11%
Income Support	75	11%
Health Care	34	11%
<b>TOTAL</b>	<b>712</b>	<b>100%</b>

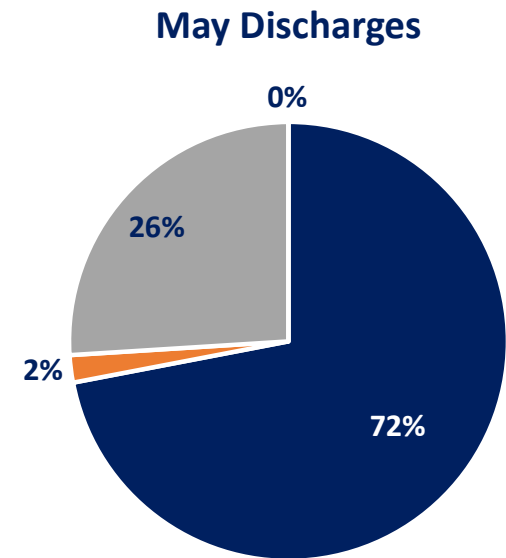
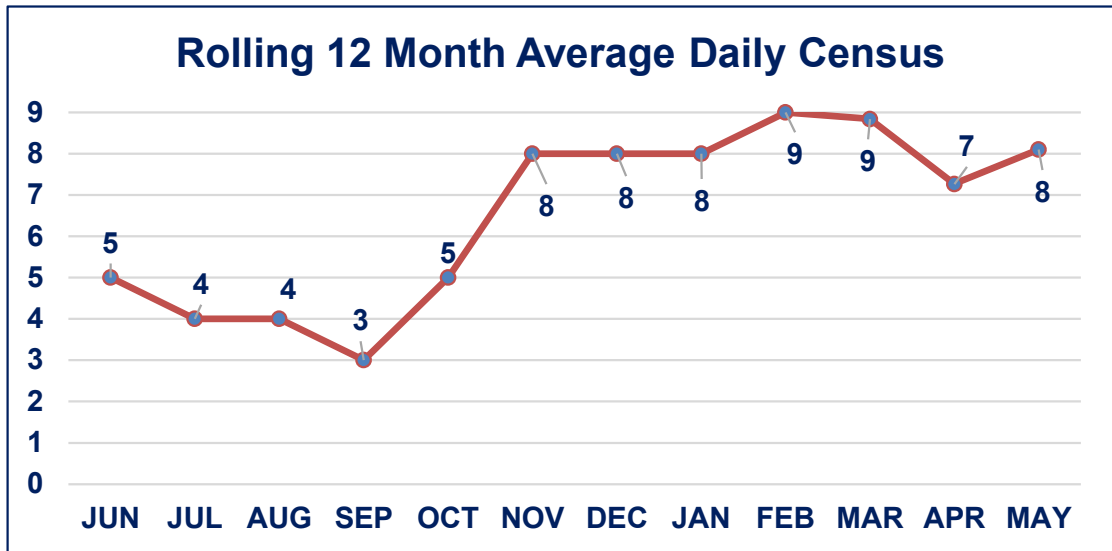
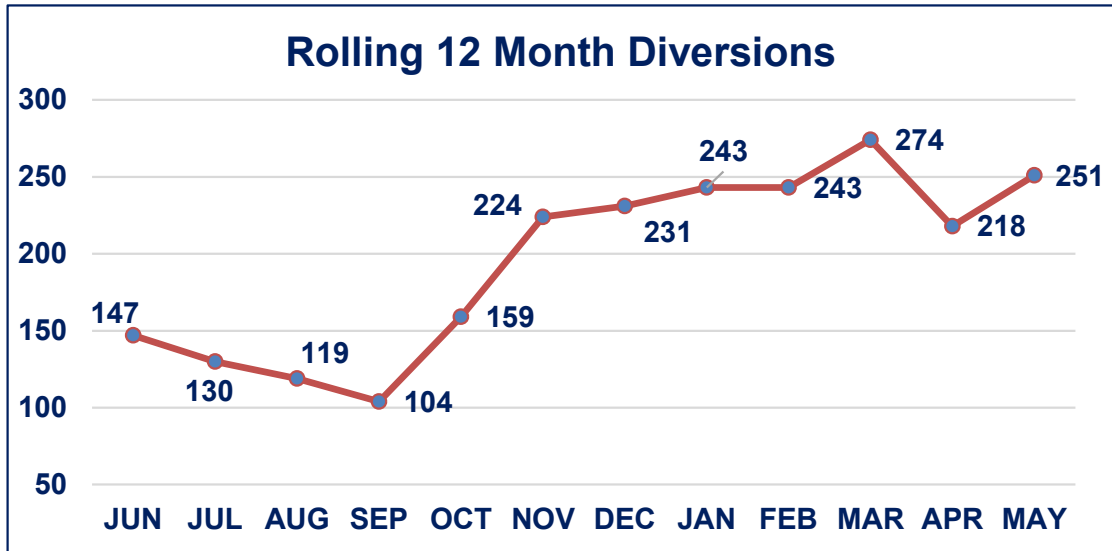
**251 May Diversions**  
 219 unique individuals  
 16 guests diverted 2 times  
 6 guest diverted 3+ times

# DIVERSION TRENDS


## DIVERSIONS AND DISCHARGES AS OF 5/31/2026



All time diversions  
**2,743**





- Completed
- Discharge to Hospital
- Discharge to Self
- Admin Discharges



# **FULTON COUNTY GOVERNMENT**

## **JAIL MAINTENANCE UPDATE**

# Jail Maintenance Blitz



- **11 of 13** housing units completed = **85%**
  - Final 2 units were initially slated for “phase 2 of blitz”. Enhanced jail maintenance precludes need for phase 2.
  - Classification concerns preclude use of 5 South for
- **7 North Zone 600**: Fire on 12/12/2025 requires major mechanical and aesthetic remediation. Smoke damaged zones (100-500) have been remediated.
- Upcoming blitz area: **6 South**
  - **No completion projection at this time**
  - Anticipated to begin in July based on fire remediation of 7 North

# Jail Maintenance Performance

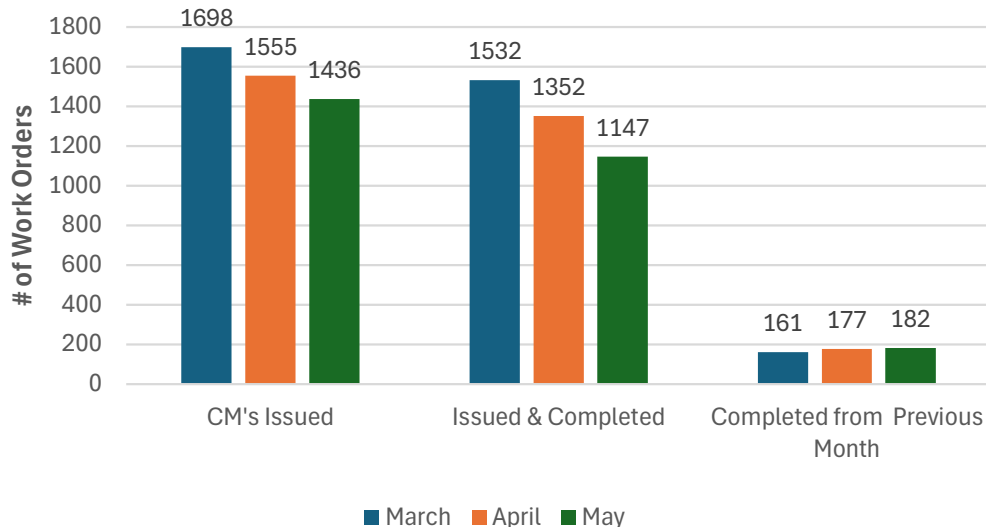
Thru 6/11/2026

- Corrective Maintenance (May 2026)**
  - 1,147 of 1,436 issued & completed: **80%**
  - 102 May CM's completed in June = **87%**
  - 1,249 total May work orders completed
  - 69% of new work orders due to vandalism
- Preventive Maintenance (May 2026)**
  - 276 of 315 PM's scheduled & completed: **88%**
- Open Work Orders > 30 days = 697**
  - Upcoming blitz areas: **344**
  - Blitz areas require units to be vacant

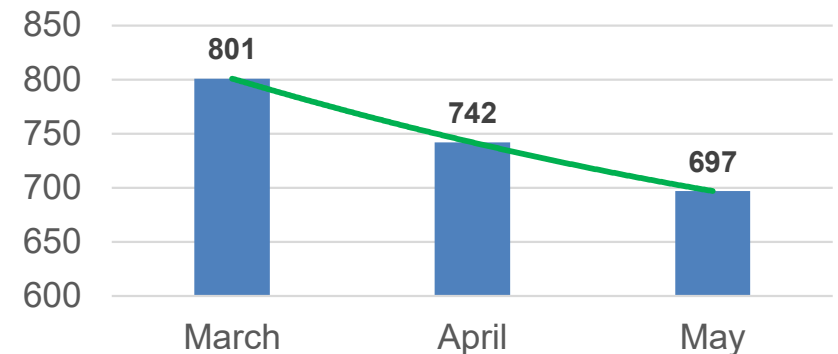


Fence Line Breach

## 3-Month Overview



## Work Order Backlog By Month



# Jail Maintenance - Bed Availability

- Out of service due to active/scheduled repairs

Location	# of Beds
1 North	4
2 South	2
4 North	2
5 North	4
6 North (scheduled blitz)	43
6 South (scheduled blitz)	67
7 North (Fire)	198
7 South	2
<b>TOTAL</b>	<b>322</b>



**Vandalized Pipe Chase Door**



**Vandalized Day Room Window**

# Immediate Repairs Update

- **BOC approved \$3.2M for several critical repairs/upgrades**

DESCRIPTION	COST	STATUS
Fire Alarm Upgrade	\$723,865	<ul style="list-style-type: none"><li>• <b>Completed</b> - 8/4/2025.</li><li>• 2<sup>nd</sup> phase to address field devices began on 9/29/2025. Projected completion: September 2026.</li></ul>
Padded Cells @ South Annex	\$260,000	<b>Completed</b> 1/17/2025.
Kitchen Equipment Replacement	\$212,302	<b>Completed</b> 6/11/2025
Laundry Equipment Replacement	\$346,657	2 of 6 new washers installed on 1/26/2026. One (1) dryer replaced due to fire.
Elevator Modernization	\$1,652,000	Recommendation being prepared for July agenda.
<b>TOTAL</b>	<b>\$3,194,824</b>	