

Fulton County COVID-19 Response Update

April 13, 2022

Board of Commissioners

OVERVIEW

Incident Response Update

Reopening Updates

ERAP Phase Update

2022 COVID Funding Update

- Update - COVID 19 Reserve & ARPA Spend

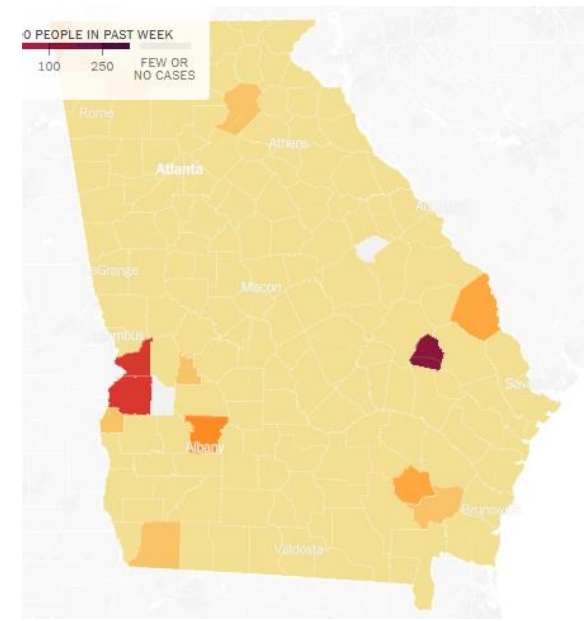
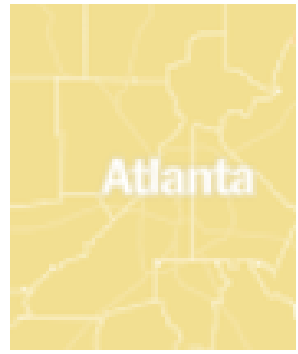
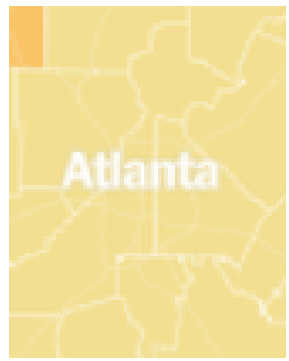
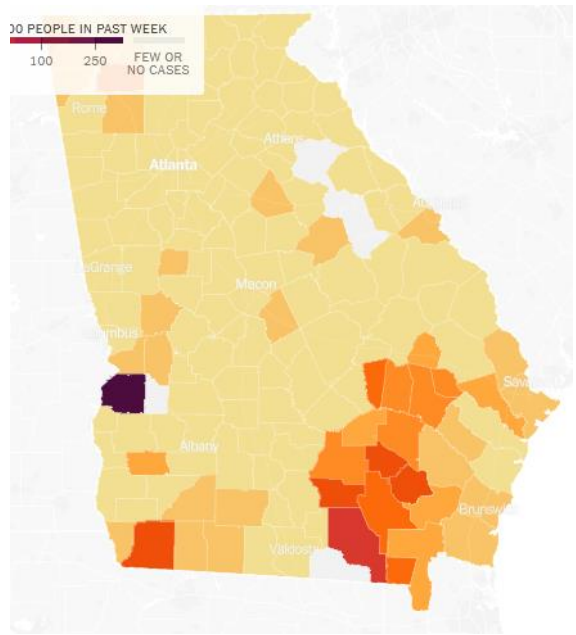
INCIDENT RESPONSE REVIEW

- 7-day average for hospitalizations & deaths have declined since the last BoC meeting
- Average number of cases and % positives have risen slightly
- Current modeling has the Fulton County COVID forecasted metrics showing a small BA.2 bump for the next few weeks.
- BA.2 variant now accounts for 80% of all new cases while 20% are OMICRON
- 70 People have died from Covid since the last BOC meeting, 66 of those were unvaccinated.
- Planning activities for next wave (testing, surveillance, vaccine management, plans and staffing)

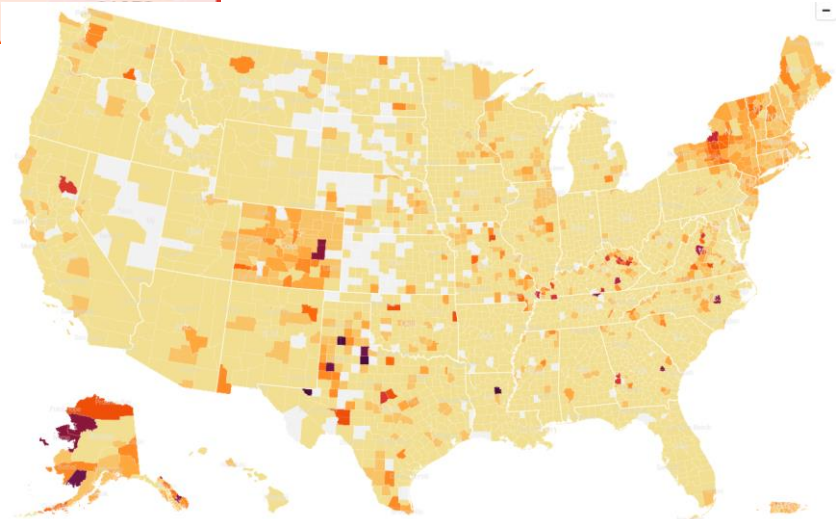
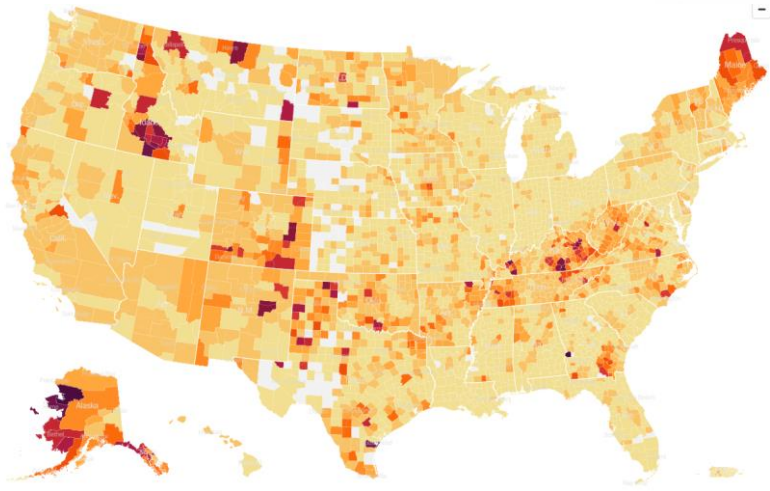


Incident Response Update (Heat Maps)

March 16th vs April 13th



Hot spots





4/7/22 Fulton County Risk Level (New)

- Fulton County Cases per 100K = **61**
- New Fulton County COVID Hospital Admissions per 100K = ***2.4**
- Fulton County % of staffed inpatient beds occupied by COVID-19 patients (7-day average) = **1.6%**

Low

- Stay [up to date](#) with COVID-19 vaccines
- [Get tested](#) if you have symptoms

People may choose to mask at any time.

People with symptoms, a positive test, or exposure to someone with COVID-19 should wear a mask.

Medium

- If you are [at high risk for severe illness](#), talk to your healthcare provider about whether you need to wear a mask and take other precautions
- Stay [up to date](#) with COVID-19 vaccines
- [Get tested](#) if you have symptoms

CDC's previous Risk Matrix (Green)

7 day average

- < 50 cases per 100K
- < 7.5 % positive per 100 K

CDC's CURRENT Risk Matrix (Green)

7 day average

- < 200 cases per 100K
- < 10 New COVID Hospital Admissions
- < 10 Percent of staffed Beds

COVID-19 Community Levels - Use the Highest Level that Applies to Your Community

New COVID-19 Cases Per 100,000 people in the past 7 days	Indicators	Low	Medium	High
		Fewer than 200	New COVID-19 admissions per 100,000 population (7-day total)	<10.0
200 or more	Percent of staffed inpatient beds occupied by COVID-19 patients (7-day average)	<10.0%	10.0-14.9%	≥15.0%
	New COVID-19 admissions per 100,000 population (7-day total)	NA	<10.0	≥10.0
200 or more	Proportion of staffed inpatient beds occupied by COVID-19 patients (7-day average)	NA	<10.0%	≥10.0%

High

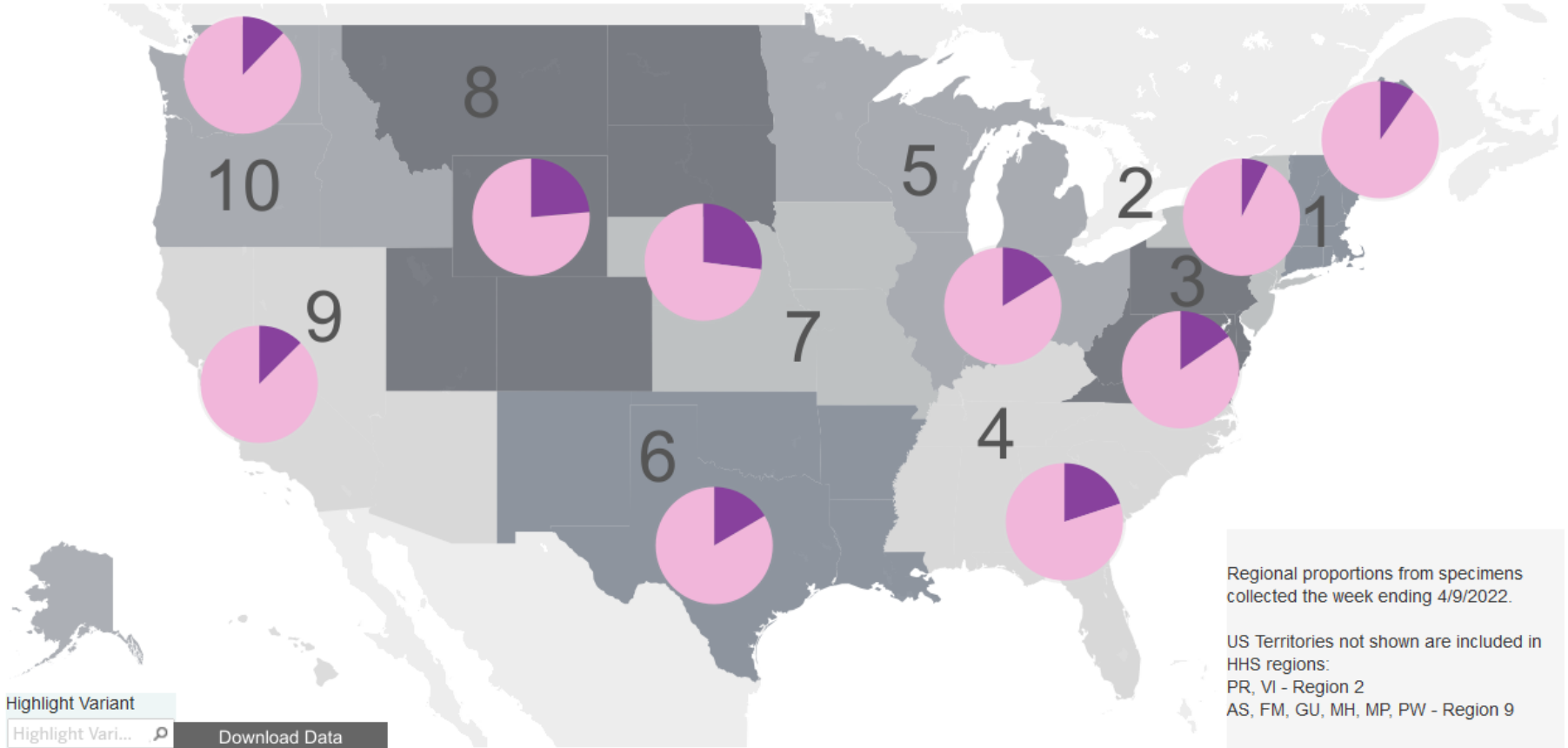
- Wear a [mask](#) indoors in public
- Stay [up to date](#) with COVID-19 vaccines
- [Get tested](#) if you have symptoms
- Additional precautions may be needed for people [at high risk for severe illness](#)

*The COVID-19 Community Level is based on the higher of the new admissions and inpatient beds metrics.

Incident Response Update



United States: 4/3/2022 – 4/9/2022 NOWCAST



Lineages called using pangoln v3.1.20, pangoln v3.1.20, pangoln v3.1.20, pangoln v3.1.20 and Scorpio v0.3.16. Lineage BA.1.1 and its sublineages are aggregated with B.1.1.529 at the regional level as they currently cannot be reliably called in each region.

Updated April 12, 2022

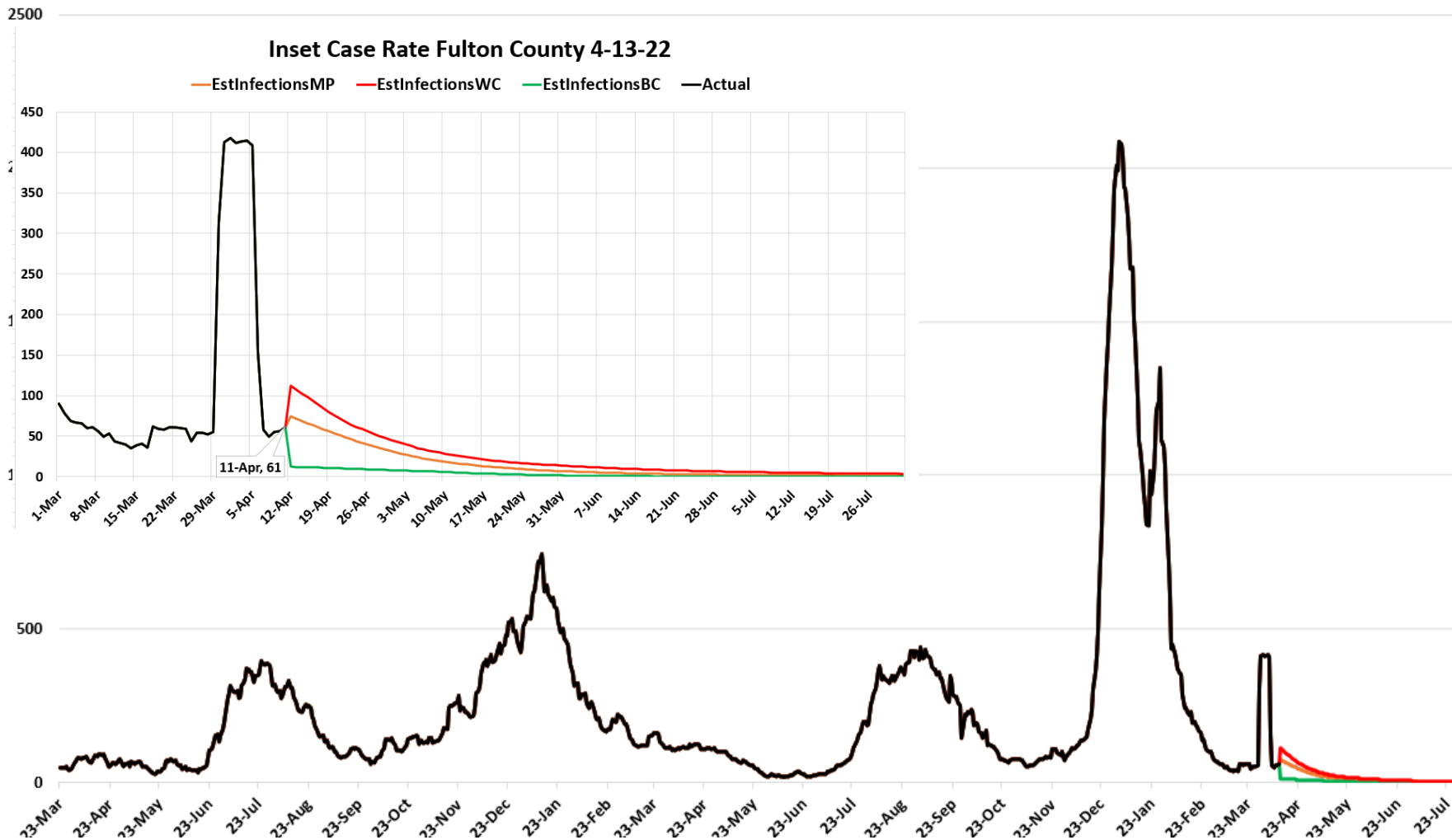
- The BA.2 variant now accounts for 80% of all new cases in Georgia, which is more transmissible than the original Omicron
- The OMICRON variant accounts for 20%,
- BA.2 reasons for growth: opening of society, more indoors events without masks, waning immunity from vaccination or prior infection

Incident Response Update



Fulton County Daily Case Rate Projection 4-6-22

— EstInfectionsMP — EstInfectionsBC — EstInfectionsWC — Actual



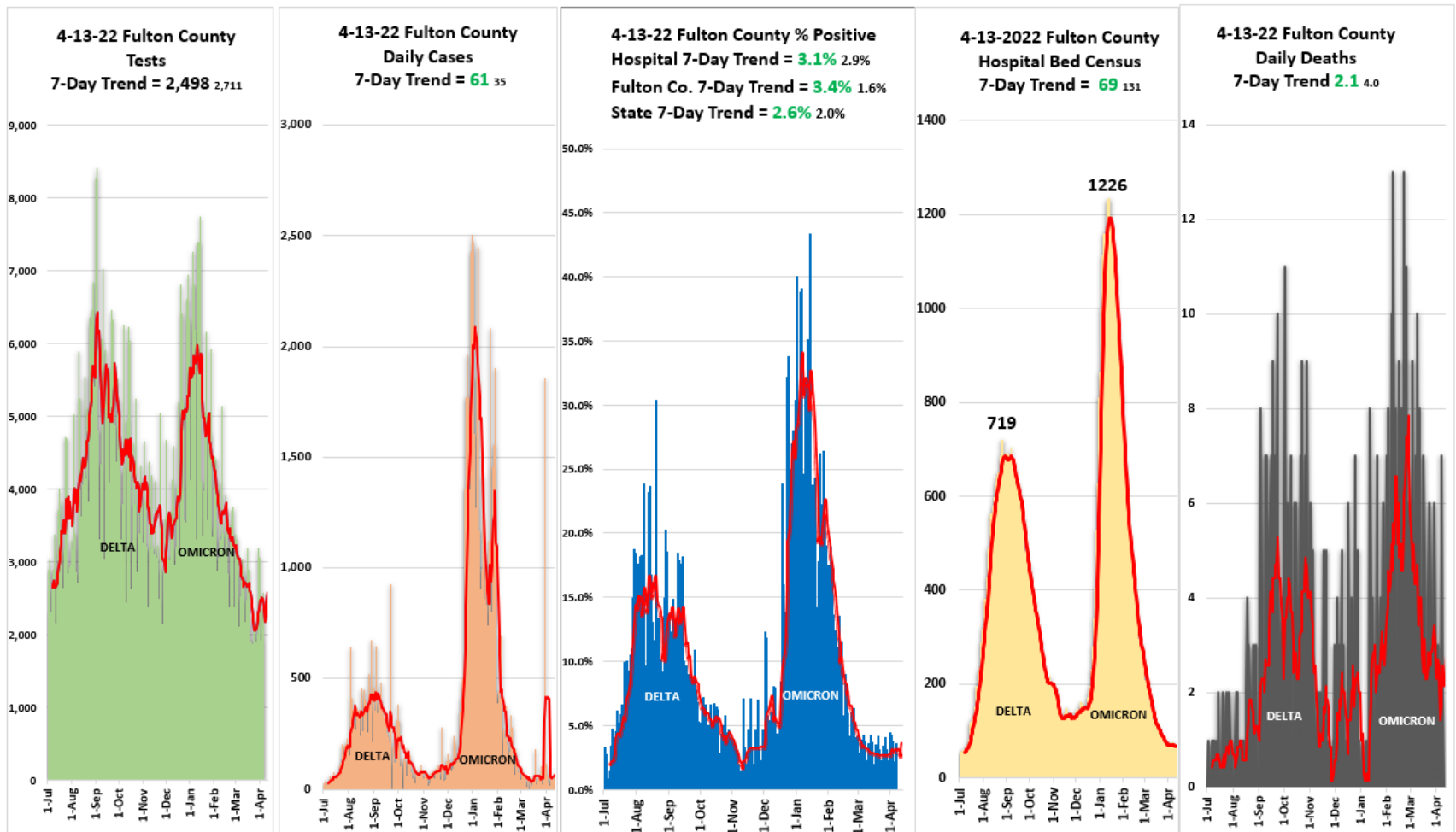
Incident Response Update



● Fulton County COVID-19

- 7-day average for cases is **61**, up **77%** since the last BoC mtg.
- 7-day average for % positive is **3.4%**, up **110%** since the last BoC mtg.
- 7-day average, hospitalizations is **69**, down **90%** since the last BoC mtg.
- 7 day average, for deaths is **2.1**, down **90%** since the last BoC mtg.

Fulton County Dashboard totals for 4-13-2022: Tests = 2,580 / Cases = 61 / % Positive = 1.6% / Hosp COVID19 Census = 65 / Deaths = 0



Incident Response Update



Fulton County SCORECARD 4/13/2022

Metric	Status (7-day average) =*	Metric
Testing (Demand & Capacity)	•2498 ⬇️	Current capability is 4,000 / day Daily Testing: over 2857 , 1428 -2857, less than 1428
Testing (Results)	12-36 hrs ⬆️	Time to receive results: 0 - 48 , 49 - 96, over 96
Cases per 100K	*61 ₃₉ ⬆️	Less than 20 , 20 – 74 a day, 75 to 199, over 200
Fulton positivity rate % +	*3.4% _{1.6%} ⬆️	Less than 1% , 1% - 5%, 5% - 10%, over 10%
Hospitalizations COVID census	*69 ₁₃₁ ⬇️	Less than 50 , 50 – 200, 201 - 349, over 350
COVID Admissions per 100K % of all staffed beds (COVID)	*2.4 _{3.9} ⬇️ *1.6 _{2.8%} ⬇️	< 10, 10 – 19.9, > 20 < 10%, 10% – 14.9%, >15%
Hospital Bed Availability	*14.5% *13.0% _{Adult} ⬆️	Open Beds: over 20% , 15% - 20%, Less 15%
Hospital CCU Bed Availability	*26.0% *24.3% _{Adult} ⬆️	Open CCU Beds: over 20% , 15% - 20%, less 15%
Hospital Vent Availability	*72.8% ⬆️	Open Vents: over 25% , 15% - 25%, less 15%
COVID Deaths	*2.1 _{4.0} ⬇️	Less than .25 , .25 – 2.5, 2.5 – 5, over 5
Morgue census	*83 ₉₈ ⬇️	Less Than 75 , 75 – 90, over 90
COVID Vaccine Administered Booster	538,257 _{98%} ⬆️ 14,707 boosters	More than 75% , 50% - 75%, less than 50%

VACCINATION RESPONSE



NEW PARTNERSHIP!!!



NFL Alumni Association
(Communications & Events)

INCENTIVES

Offered for 1st & 2nd doses at all
BoH / FC fixed & mobile locations

Vaccines administered at Fulton
County fixed & mobile sites to date

- **538,257** 1st / 2nd fixed site doses
- **14,707** boosters
- **42,001** mobile doses
- ***2nd Booster** now available

*(over 50 & 4 months since last dose)

New Vaccination Location



Central Library
Monday - Friday 9 AM to 3 PM



Continued partnership with Fulton
County and Atlanta Public Schools:
April activities

- APS - 2 events in low vaccination uptake areas
- FCS - 2 event in a low vaccination uptake area

Upcoming Sites/Events (04/11- 04/17)



Apr 11	Apr 12	Apr 13	Apr 14	Apr 15	Apr 16	Apr 17
	Zion Hill Baptist Church	The Village Shops at Cedar Grove	Impact Church			
	NSPOC	Welcoming Atlanta: Central Mobile Home Village Welcoming Atlanta: Sara J. González Memorial Park			NSPOC	
		Fulton County Government Center	Aviation Community Cultural Center		Kids Spring Fling Festival	
	Trolley Barn	Mount Moriah Baptist Church		Fulton County Government Center	Piedmont Park Green Market	



COVID 19 RESPONSE



The Road Ahead

- Prepare for a variety of near and long-term scenarios
- Ensure we have the resources to quickly respond to future variants
- Adjust our response, recovery, mitigation and preparedness strategies based on science and data
- The plan will include a Whole of Community approach at the individual level as well as private sector and government

COVID 19 RESPONSE

What we've accomplished !

Our collective work has resulted in a whole-of-government response that led the nation in providing resources (PPE, Testing Locations and Support, and Vaccine Administration)



550,00 COVID-19 vaccines administered.



5 County BoH Led
Fixed Vax Locations



14 million invested in PPE
COVID- N-95 masks, sanitizer, plexiglass
surgical masks, gowns, face shield,



872 mobile Vax events
at 256 unique locations



600,000 COVID-tests administered.



174,00 at-home antigen tests procured for distribution

100+

Partnerships with Schools
Churches, volunteer orgs
and local businesses.

COVID 19 RESPONSE

COVID PHASES FOR 2022 & BEYOND

Q1 - 2022

RESPONSE PHASE

- ❖ 6 Mobile Vaccination Units
- ❖ 4 Fixed Vaccination Sites
- ❖ 3 BoH Vaccination Clinics

Q2 - 2022

TRANSITION PHASE

- ❖ 3 mobile units
- ❖ 2 days/week at fixed sites
- ❖ Vac at BOH Clinics
- ❖ Gather lessons learned from vaccination and testing

Q3 - 2022

PREPAREDNESS PHASE

- ❖ Develop capabilities for future responses
- ❖ Update plans & procedures
- ❖ Maintain a cache of resource

2023 & BEYOND

Wastewater Partnership



EMORY
UNIVERSITY

Center for Global Safe Water,
Sanitation, and Hygiene



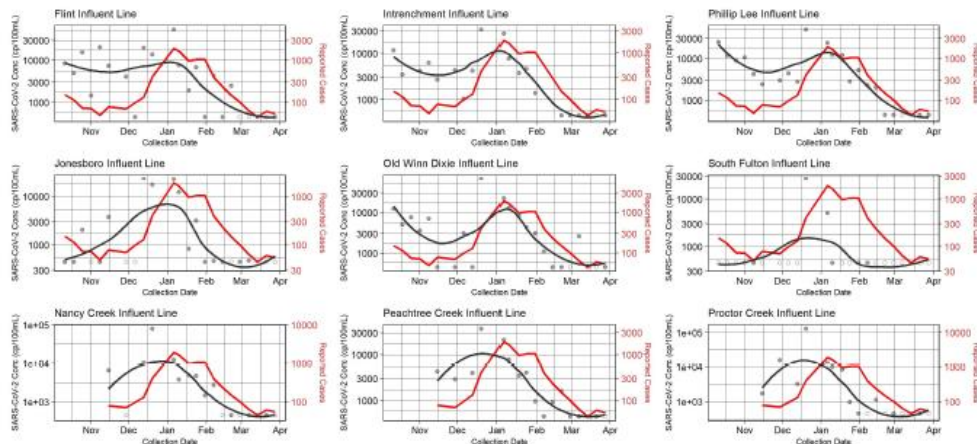
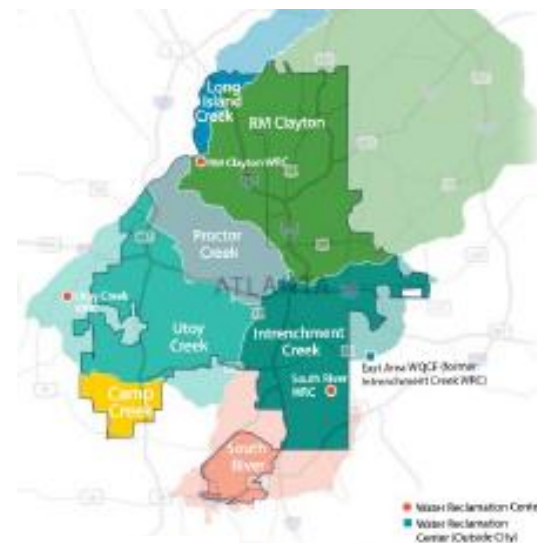
FULTON
COUNTY



FULTON
COUNTY
BOARD OF HEALTH



- ❖ Shows trends in COVID-19 cases over time
- ❖ Identifies introduction of new threats
- ❖ Shows where COVID-19 prevalence is high
- ❖ Complement existing clinical surveillance
- ❖ Identify and monitor high risk areas
- ❖ Communicate results for response action levels
- ❖ Enhanced public awareness



*Cases for all Fulton county




COVID-19 TESTING CAPACITY

Federal home test kit program is available. Each household is eligible for 4 test kits.

<https://www.covid.gov/tests>

Fulton County, BoH, Ryan White Antigen Test Kits

- We distributed 68% of the test kits
- We are maintaining 32% of the test kits for future response




Developed a new testing model with one of our 3rd party testing partners

- PCR testing kiosks
- Employee / Family Use
- Future expansion to allow all citizens access
- Kiosk will dispense a self swab test kits & a sample collection box will be co-located
- Results will be delivered in 48 to 72 hrs
- Fulton County's first three units will be in the government center, the courthouse and Rice Street



Questions?





Fulton County Government Reopening Plan

Gating Criteria

Reopening Indicators

CASES



Downward trajectory in the 7-day average of new positive tests within a 14-day period, and positivity rate below 5%

VAX OR TEST

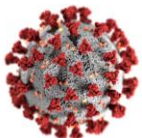


Ability to vaccinate employees to 80% goal and to test employees who choose alternative with results within 48-72 hours

EQUIPMENT



PPE and supplies for all employees interacting with public.



**Satisfy Before Proceeding to Phased Comeback*

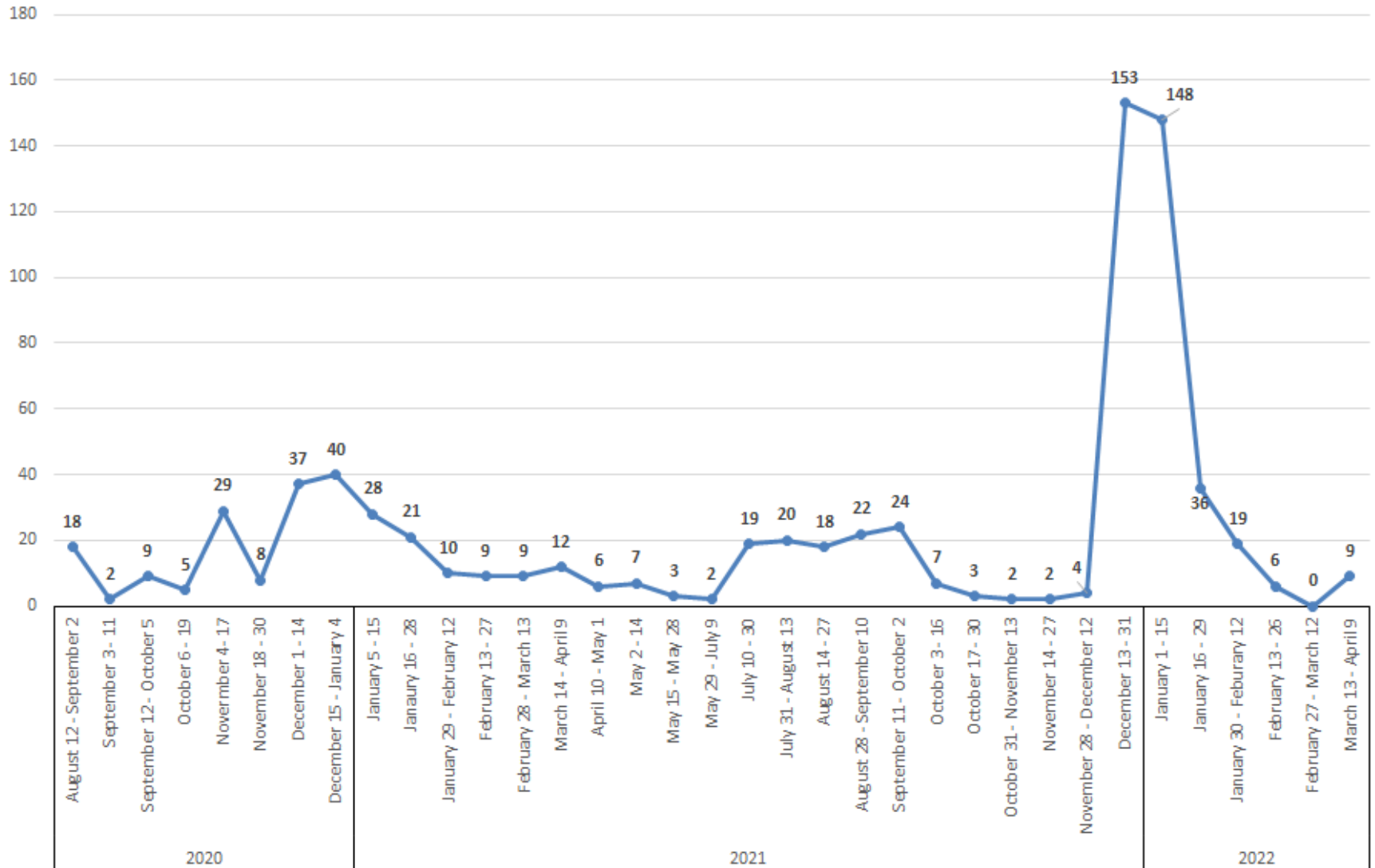
COVID POSITIVE EMPLOYEES

March 13, 2022 - April 9, 2022

Department	Positive
COUNTY MARSHAL	1
LIBRARY	3
MEDICAL EXAMINER	1
SENIOR SERVICES	1
TAX ASSESSOR	1
TAX COMMISSIONER	2
Grand Total	9



Fulton County Reported Employee COVID Positive Tracker as of April 9, 2022



COVID POSITIVE EMPLOYEES

CUMULATIVE			
DEPARTMENT	POSITIVE	DEPARTMENT	POSITIVE
ARTS/COOPERATIVE EXT	1	MAGISTRATE COURT	6
BHDD	8	MEDICAL EXAMINER	9
BOARD OF HEALTH	28	POLICE	17
BOARD OF COMMISSIONERS	5	PROBATE COURT	10
COUNTY ATTORNEY	4	PUBLIC DEFENDER OFFICE	32
COUNTY MANAGER	7	PUBLIC WORKS	71
COUNTY MARSHAL	28	PURCHASING	7
COMMUNITY DEVELOPMENT	3	REGISTRATION & ELECTIONS	11
DISTRICT ATTORNEY	17	SENIOR SERVICES	34
DCRC	1	SHERIFF	8
DREAM	43	SOLICITOR GENERAL	19
EMERGENCY MANAGEMENT	2	STATE COURT-ALL JUDGES	4
EMERGENCY SERVICES	54	STATE COURT-GENERAL	9
EXTERNAL AFFAIRS	9	SUPERIOR COURT-ALL JUDGES	4
FINANCE	27	SUPERIOR COURT-CLERK	84
HUMAN RESOURCES	3	SUPERIOR COURT-GENERAL	49
INFORMATION TECHNOLOGY	12	TAX ASSESSOR	61
JUVENILE COURT	32	TAX COMMISSIONER	82
LIBRARY	54	GRAND TOTAL	856

Updates on Service Delivery Models

- **Senior Services:**
 - Congregate dining, To Go meals, on-site classes. Virtual programming and wellness checks continue.
- **Library Operations:**
 - These services will continue as currently being delivered
- **Behavioral Health and Developmental Disability Services:**
 - Mental Health Services will continue in person services
 - Developmental Disabilities in person services, transportation, meals
- **Administrative Services:**
 - Encourage the utilization of teleworking when possible
- **Tax Commissioner Offices:**
 - All Locations Open



Protocol Update:

Facilities:

- Implemented mask policy that strongly encourages use of masks by visitors and employees except in tax offices, jail and clinical settings which are still required.

Courts:

- Continue to require masks and eliminates social distancing requirements.
- Continued use of virtual for jury selections.

STAY HEALTHY FULTON!



Masks and Social Distancing Encouraged



COVID + MENTAL HEALTH CAMPAIGN



- The mental health impact of COVID-19 continues to affect Fulton County residents, even as the number of cases declines.
- A mental health campaign is kicking off with peak activity in May for Mental Health month.
- Campaign will include radio, digital and out-of-home advertising.





QUESTIONS



Fulton County Government

Emergency Rental Assistance Updates

Emergency Rental Assistance

Phase III

PROGRAM UPDATES

REALLOCATION - STATE OF GEORGIA

- Notification from Treasury, approval of additional **\$25MM Voluntary Reallocation of funds**
- 1st \$25MM received
- **Total Reallocation from DCA \$50MM**



Emergency Rental Assistance


PROGRAM UPDATES as of April 10, 2022

\$25MM Reallocation	Additional Funding Requests	SAFE
1,812 Households	617 Households	488 Households
\$13.8MM	\$4.7MM	\$4.6MM





QUESTIONS



Emergency Response Reserve & American Rescue Plan Act Funds Update

COVID-19: Recovery Funds Plan

Economic Recovery and
Operational Resiliency Plan

April 13, 2022



Consolidated Covid Response Plan

<i>In Millions \$</i>	4.9.2022	4.9.2022	4.9.2022	Change in Budget	Change in Expenses
	Budget	Commitments	Expenses		
EERF - General Fund	\$ 10.5	\$ 10.5	\$ 10.5	\$ -	\$ -
Communications	1.7	1.7	1.6	-	-
Child Care / Healthcare / Other	0.5	0.5	0.5	-	-
Payment to Employees	6.6	6.6	6.6	-	-
2020 Obligation	1.7	1.7	1.9	-	-
American Rescue Act	221.9	75.8	70.2	-	7.1
Health Infrastructure	15.6	-	-	-	-
Pandemic Proof County Facilities	28.0	1.7	0.5	-	-
Day Porters / Cleaning	2.6	2.0	1.2	-	0.1
Child Care	0.7	0.3	0.3	-	0.0
Other Emergencies	0.8	0.4	0.2	-	0.0
Premium Pay for Employees	3.4	3.4	3.4	-	-
PPE- County Employees	5.0	3.1	2.1	-	0.1
Court Backlog Project	75.0	13.1	11.1	-	1.9
Information Tech - Virtual Support	8.0	0.8	0.7	-	-
Safety Net Services - CSP	8.1	6.9	6.9	-	(0.0)
Diversion Center	1.7	-	-	-	-
Employees Covid Healthcare	4.0	-	-	-	-
General Administration	1.0	-	-	-	-
Long Term Revolving Loan Program	3.9	3.9	3.9	-	3.9
Food Insecurity	6.0	1.7	1.7	-	0.3
Job Training	2.0	0.4	0.4	-	-
ERAP 2 & High Need	29.0	29.0	29.0	-	0.4
ERAP -1 and 2 Additional Operational Costs	8.6	7.6	7.6	-	0.4
Testing Vaccination	17.4	1.1	1.0	-	0.1
Vaccine Incentive Program	1.2	0.4	0.4	-	-
Consolidated Appropriations Act	18.0	17.9	17.8	-	0.0
ERAP 1	18.0	17.9	17.8	-	0.0
ERAP Reallocation	50.0	15.1	13.7	25.0	3.6
ERAP 4	25.0	15.1	13.7	-	3.6
ERAP 5	25.0	0.0	0.0	25.0	-
FEMA Related Expenses	27.4	\$ 24.8	\$ 23.7	-	0.6
Total	\$ 327.9	\$ 144.1	\$ 135.9	25.0	11.4
Reserve	\$ 26.3				

Cash Flow Projections – COVID 19 Response

Cash Flow Projection COVID-19 Response

In Millions \$

Uses of Funds		2021	2022	2023	2024	Total
A	EERF - General Fund	10.5	-	-	-	10.5
B	American Rescue Act	51.8	106.2	61.4	2.6	221.9
C	Consolidated Appropriations Act	17.4	0.6	-	-	18.0
D	ERAP Reallocation	-	50.0	-	-	50.0
E	FEMA Related Expenses	21.2	6.1	-	-	27.3
Projected Annual Uses		\$ 100.9	\$ 162.9	\$ 61.4	\$ 2.6	\$ 327.7
Sources of Funds		2021	2022	2023	2024	Total
A	EERF	10.5	16.4			26.9
B	American Rescue Act	128.4	103.4			231.8
C	Consolidated Appropriation Act	18.0				18.0
D	ERAP Reallocation	-	50.0			50.0
E	FEMA Reimbursement at 100% over 3 years	5.9	2.6	5.1	13.7	27.3
Projected Annual Sources		\$ 162.8	\$ 172.4	\$ 5.1	\$ 13.7	\$ 354.0
Cash Balance EOY - 100% FEMA Reimbursement		61.9	71.4	15.1	26.3	26.3
Cash Balance EOY - 50% FEMA Reimbursement		61.3	75.9	19.6	17.1	17.1



QUESTIONS