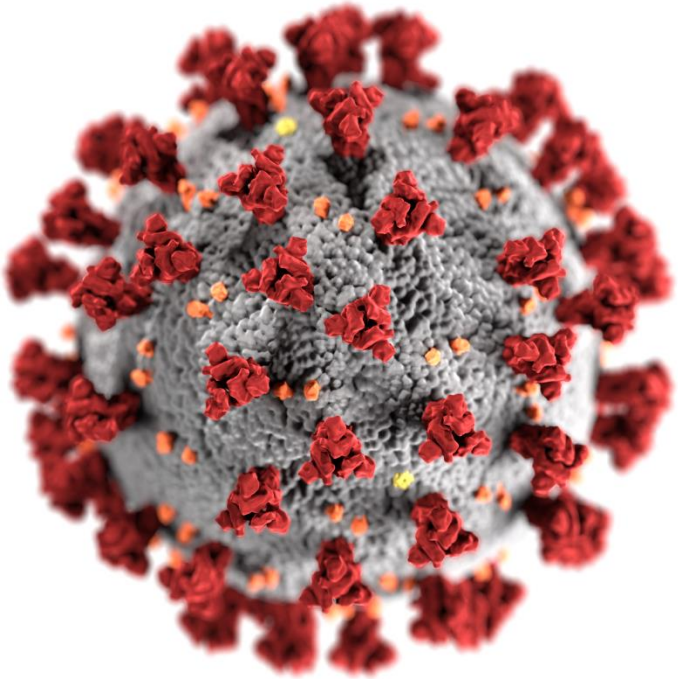

Fulton County COVID-19 Response Update

February 16, 2022

Board of Commissioners

OVERVIEW

Incident Response Update
- Vaccination Response
- COVID 19 Variant - Omicron

Reopening Update
- Vax or Test Initiative
- Reopening Options

ERAP Phase II Update

Project ORCA Update

Select Fulton Update

2022 COVID Funding Update
- Update - COVID 19 Reserve & ARPA Spend

INCIDENT RESPONSE REVIEW

- The 7-day average for cases, hospitalizations, % positives are trending downward, Fulton case rate is still 4.5X above CDC standard for high transmission.
- 98% of all new cases are from the OMICRON variant.
- 45% of all new cases, 91% of all new hospitalizations, & 96% of all new deaths are from the unvaccinated population.
- 7 Day average for deaths, is at an all time high **6.6** deaths per day, (since last BoC 65 COVID deaths in Fulton Co)
- Fulton County Covid hospital bed availability continues to be in a severe shortage situation
- Two of the major indicators on the Fulton County COVID scorecard are red (hospitalizations & deaths) and two are yellow (cases & % positives).

Incident Response Update (Heat Maps)
February 2nd vs February 16th

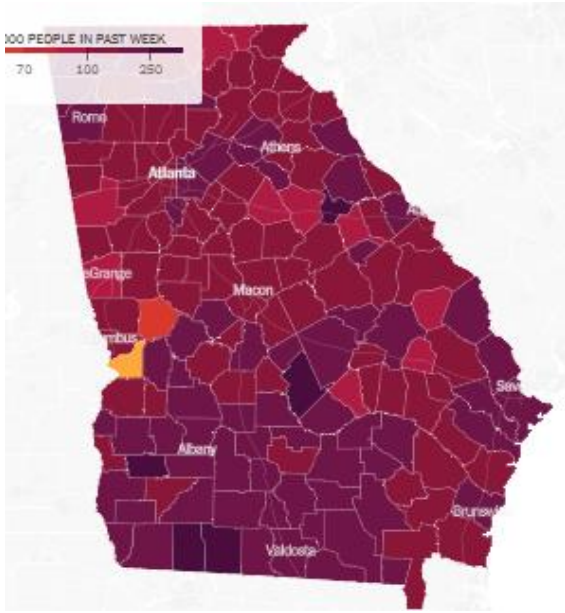

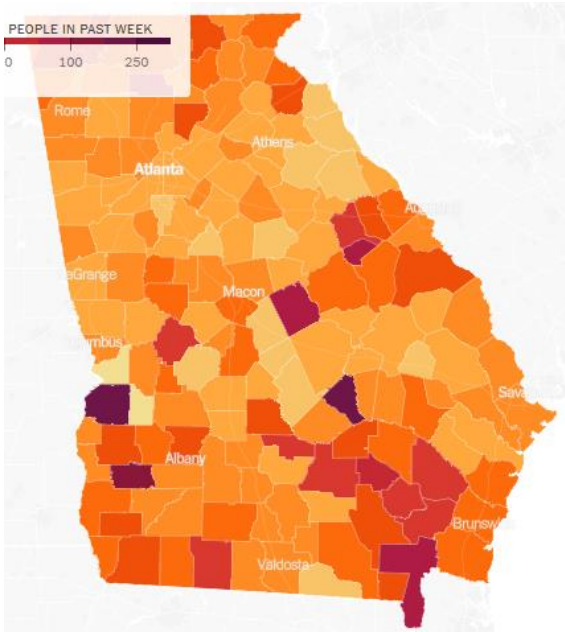

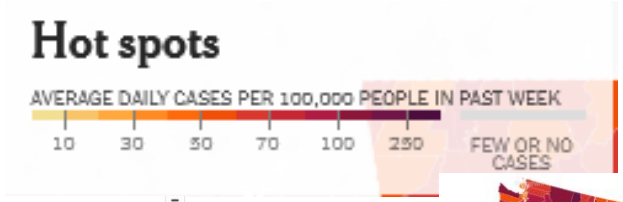

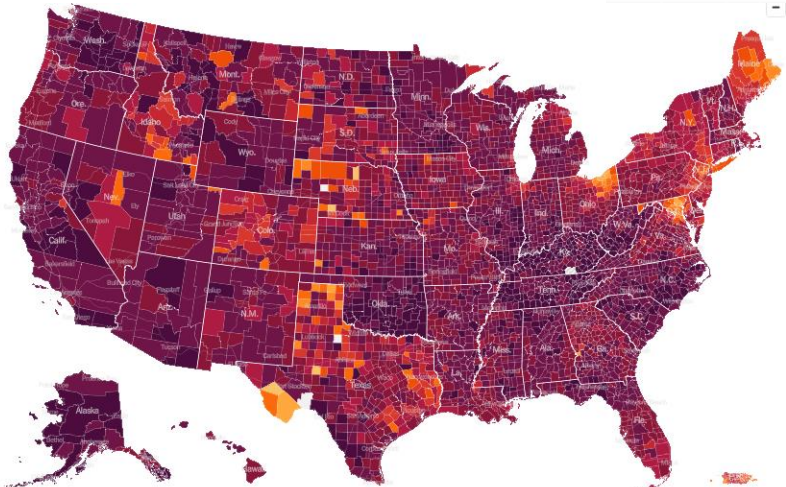

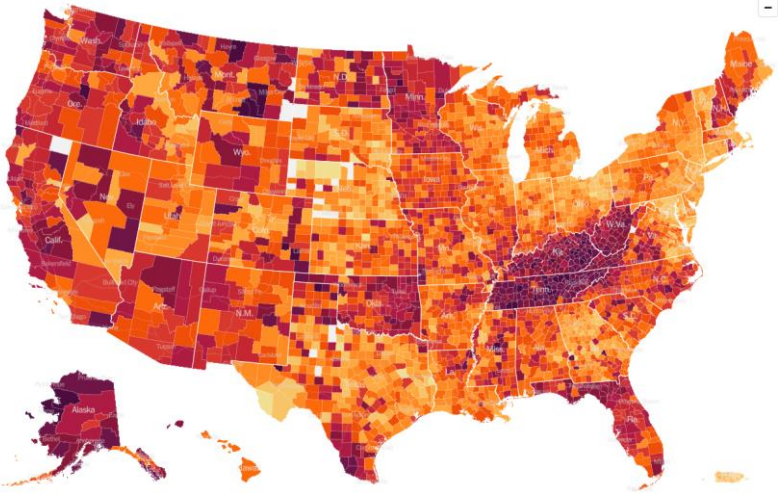

Incident Response Update
Risk Level

How CDC measures the county level of community transmission…

- CDC looks at two numbers to determine the level of community transmission
  - Total cases
  - Percent Positive

Def. of total new cases - The County rate of new COVID-19 infections reported over the past 7 day period of time per 100,000 residents.

Def. of percent positivity - Percentage of positive COVID-19 tests in a county over the past 7 day period of time.

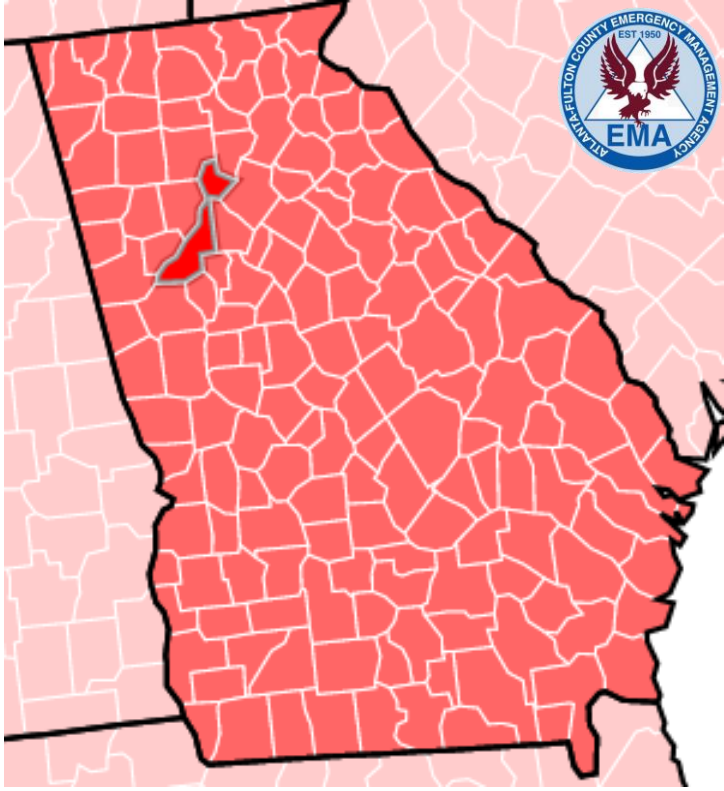

Fulton County Cases per 100K = 236.10%

%positive= 7.75%

Community Transmission Levels	Low Transmission	Moderate Transmission	Substantial Transmission	High Transmission
Total new cases per 100,000 persons in the past 7 days	0-9.99	10-49.99	50-99.99	≥100
Percentage of NAATs that are positive during the past 7 days	0-4.99%	5-7.99%	8-9.99%	≥10.0%

Incident Response Update

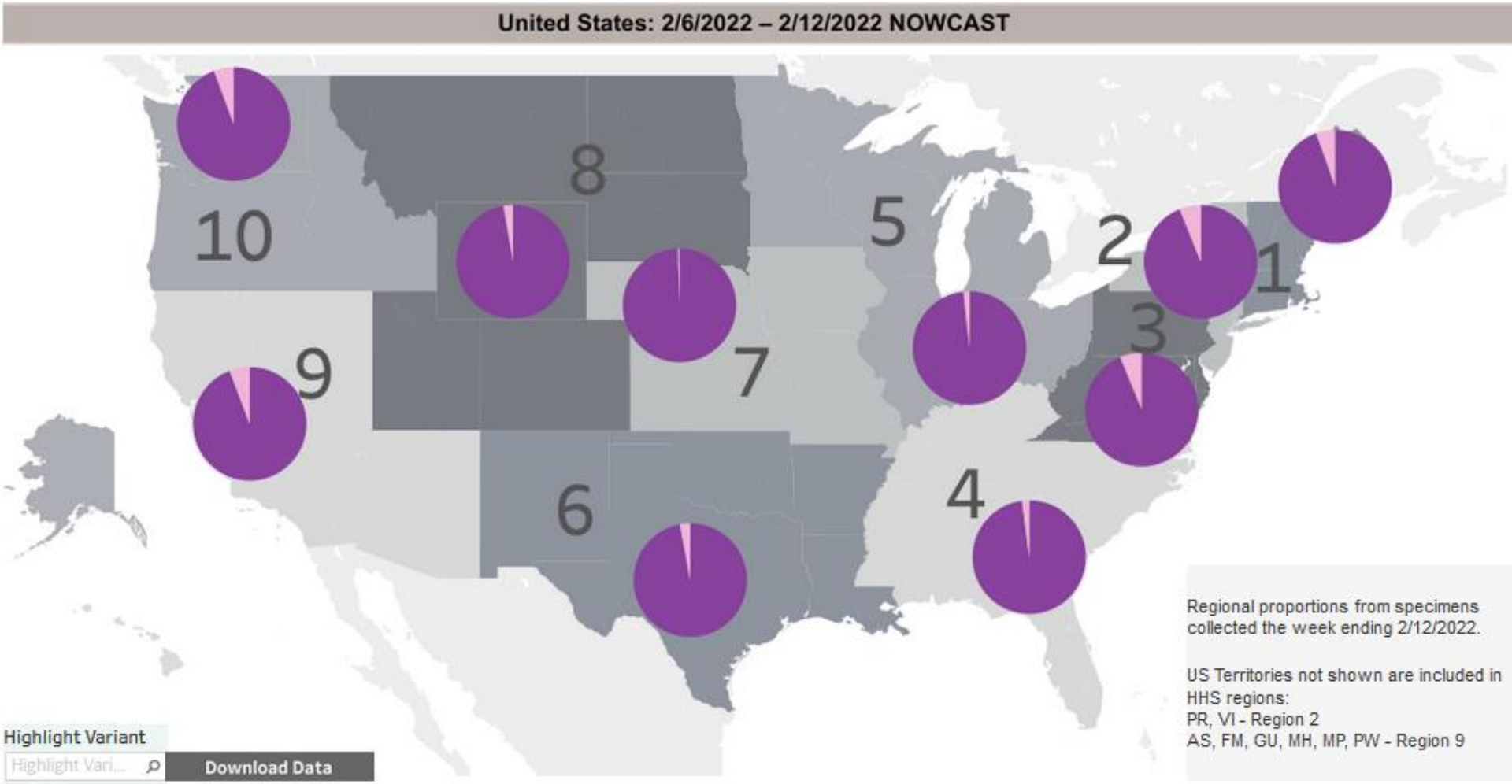

Omicron now accounts for 98% of all new cases in Georgia

Incident Response Update

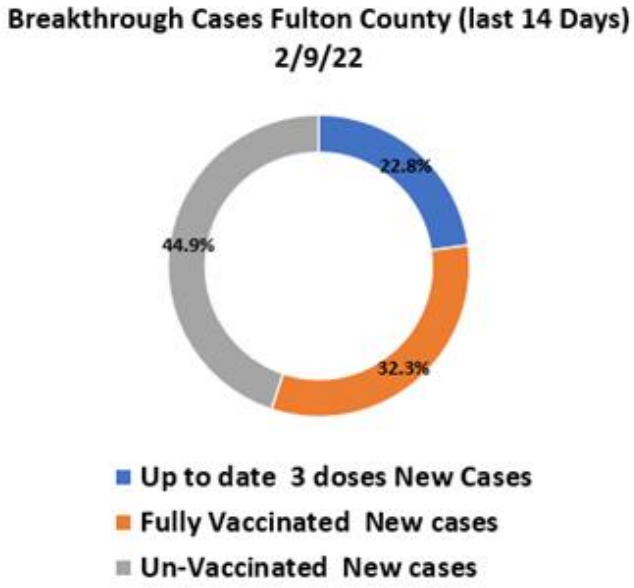

Fig. 32. Confirmed Cases Hospitalized for Any Reason by Vaccination Status

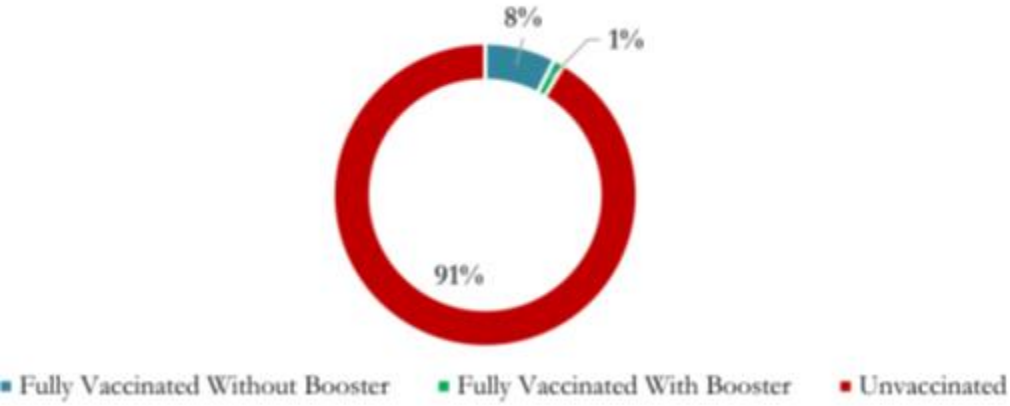

Fig. 33. Confirmed Covid-19 Deaths by Vaccination Status

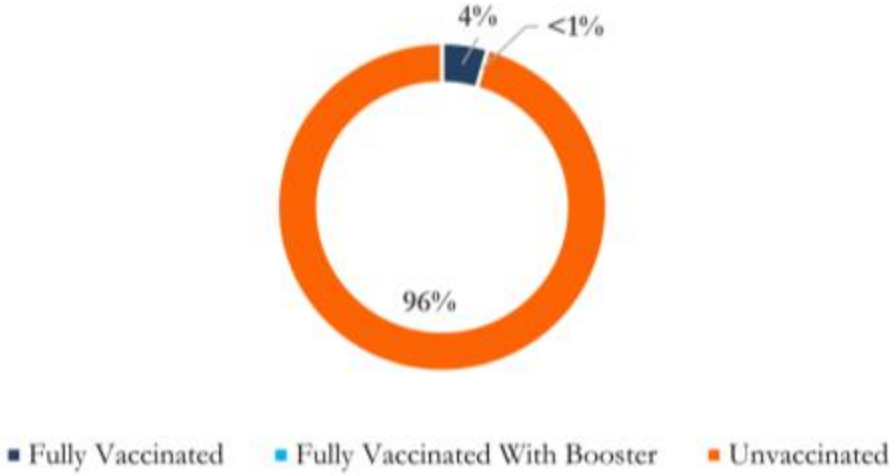

Incident Response Update

- **Fulton County COVID-19**
  - *7-day average for cases is **232**, down **445%** since the last BoC mtg.*
  - *7-day average for % positive is **7.7%**, down **123%** since the last BoC mtg.*
  - *7-day average, hospitalizations is **456**, down **81%** since the last BoC mtg.*
  - *7 day average, for deaths is **6.6**, up **119%** since the last BoC mtg.*

Fulton County Dashboard totals for 2-14-2022: Tests = 2,660 / Cases = 153 / % Positive = 7.7% / Hosp COVID19 Census = 427 / Deaths = 7

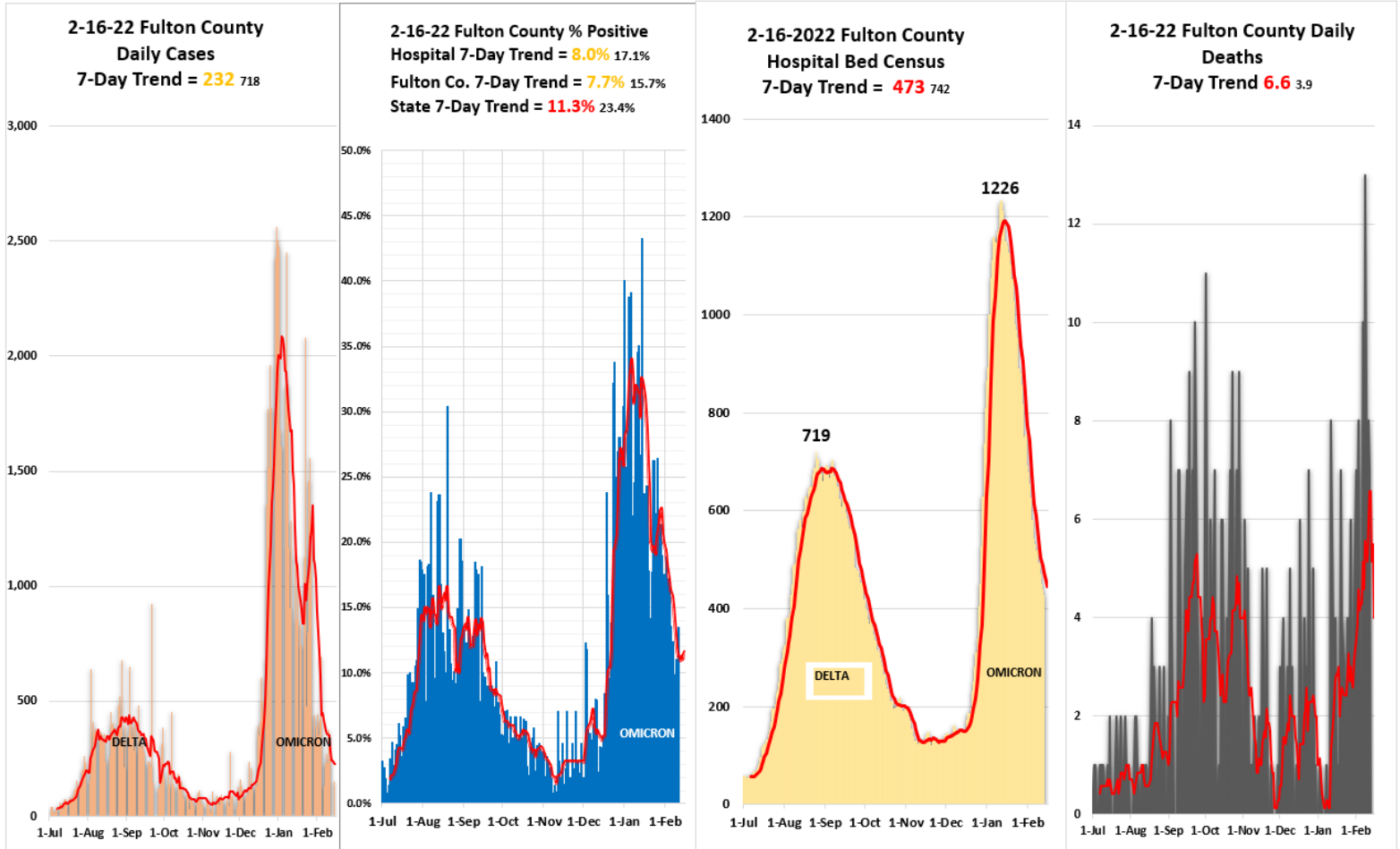

Incident Response Update

Metric	Status (7-day average) =*	Metric
Testing (Demand & Capacity)	*2886 ↓	Current capability is 8,000 / day Daily Testing: over 2857, 1428 -2857, less than 1428
Testing (Results)	12-36 hrs →	Time to receive results: 0 - 48, 49 - 96, over 96
Cases	*232 1035 ↓	Less than 20, 20 – 74 a day, 75 to 249, over 250
Fulton positivity rate % +	*7.7% 17.7% ↓	Less than 1%, 1% - 5%, 5% - 10%, over 10%
Hospitalizations COVID census	*456 805 ↓	Less that 50 , 50 – 200, 201 - 349, over 350
Hospital Bed Availability	*11.3% ↑ *10.3% Adult	Open Beds: over 20%, 15% - 20% , Less 15%
Hospital CCU Bed Availability	*18.3% ↑ *16.8% Adult	Open CCU Beds: over 20%, 15% - 20%, less 15%
Hospital Vent Availability	*60.7% ↑	Open Vents: over 25%, 15% - 25%, less 15%
COVID Deaths	*6.6* 3.3 ↑	Less than .25, .25 – 2.5, 2.5 – 5, over 5
Morgue census	*97 137 ↓	Less Than 75, 75 – 90, over 90
COVID Vaccine Administered Booster	535,914 92% 13,757 boosters ↓	More than 75%, 50% - 75%, less than 50%

Incident Response Update

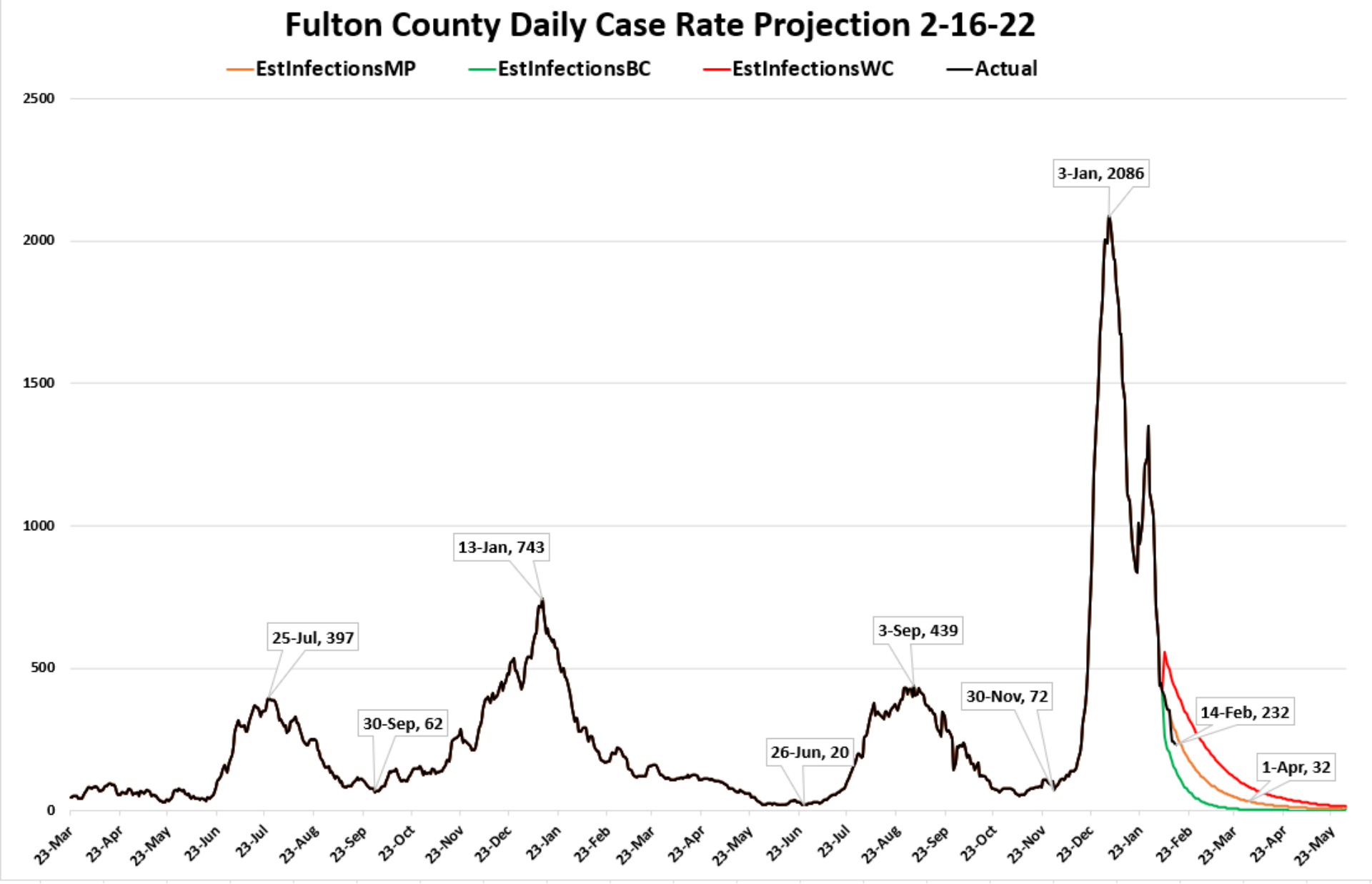

Incident Response Update

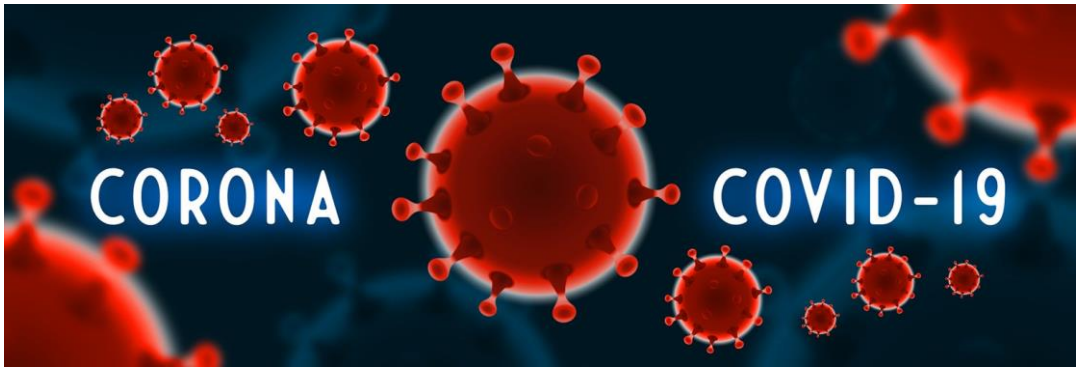

- **US Centers for Disease Control and Prevention's guidance to continue wearing masks in areas with "high" or "substantial" Covid-19 transmission, which includes about 99% of US counties.**

- **Fulton County is new case rate per 100k is 236 and the moderate transmission threshold for unmasking is less than 50.**

- **Much of the United States still is not boosted against Covid-19: about 27% of the US population has received a coronavirus vaccine booster shot, according to CDC data. (28% in Fulton County)**

- **Vaccine mandates work. Nearly all hospitalizations and deaths currently occurring are from the unvaccinated. In short, vaccinations protect individuals for severe COVID, protects co-workers, protects the most vulnerable in our community and eases the strain on the Hospital system.**

VACCINATION RESPONSE

- **535,547** 1st / 2nd vaccines & **13,757** boosters have been administered at Fulton County fixed and mobile sites to date
- **Over 41,414** doses of vaccines have been administered via the Fulton County mobile vaccination units
- ******INCENTIVES*** Resumed 15 February**
  - To date Fulton County has incentivised over 2,700 individuals ($100 incentive)
  - Fulton County Residents ONLY, 1st & 2nd Does ONLY
- Pfizer is **approved** for all individuals over the age of 5 (includes boosters)
  - Market name will be Comirnaty
- FDA granted full approval to the Moderna vaccine for those 18 & older
  - Market name will be Spikevax
- Data on the effectiveness of boosters on the Omicron variant shows **25 times more protection**

Vaccination Response

GEORGIA

Download Published Data

VACCINES ADMINISTERED

ADMINISTERED

14,239,398

ADMINISTERED PER 100K

136,866

RESIDENTS VACCINATED

At Least One Dose

6,502,155

% At Least One Dose

62%

Fully Vaccinated

5,706,784

% Fully Vaccinated

55%

Additional Dose

2,208,071

% Fully Vax with Additional Dose

38%

% Additional Dose

21%

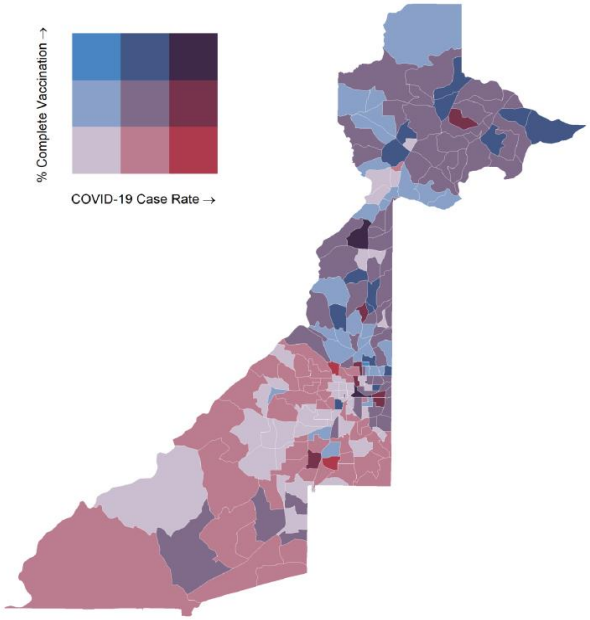

- Information from the DPH GRITS System
- Totals represent % of total population
- Fulton County totals for <u>those eligible</u> for vaccination is: 69% one dose & 64% fully vaccinated
- Tracking Boosters - 46% of the eligible population is “up to date” (281,094 citizens)

Fulton County

Download Published Data

VACCINES ADMINISTERED

ADMINISTERED

1,552,856

ADMINISTERED PER 100K

149,860

RESIDENTS VACCINATED

At Least One Dose

668,081

% At Least One Dose

64%

Fully Vaccinated

610,164

% Fully Vaccinated

59%

Additional Dose

281,094

% Fully Vax with Additional Dose

46%

% Additional Dose

27%

Mobile Vaccine Response Update

3 Fulton County Map of Mobile Vaccination Sites (06/1/21- 02/13/22)

Static/Roving HQ Addresses:

- 141 Pryor St
- 4700 North Point Pkwy
- 5710 Stonewall Tell
- 3900 Aviation Cir NW

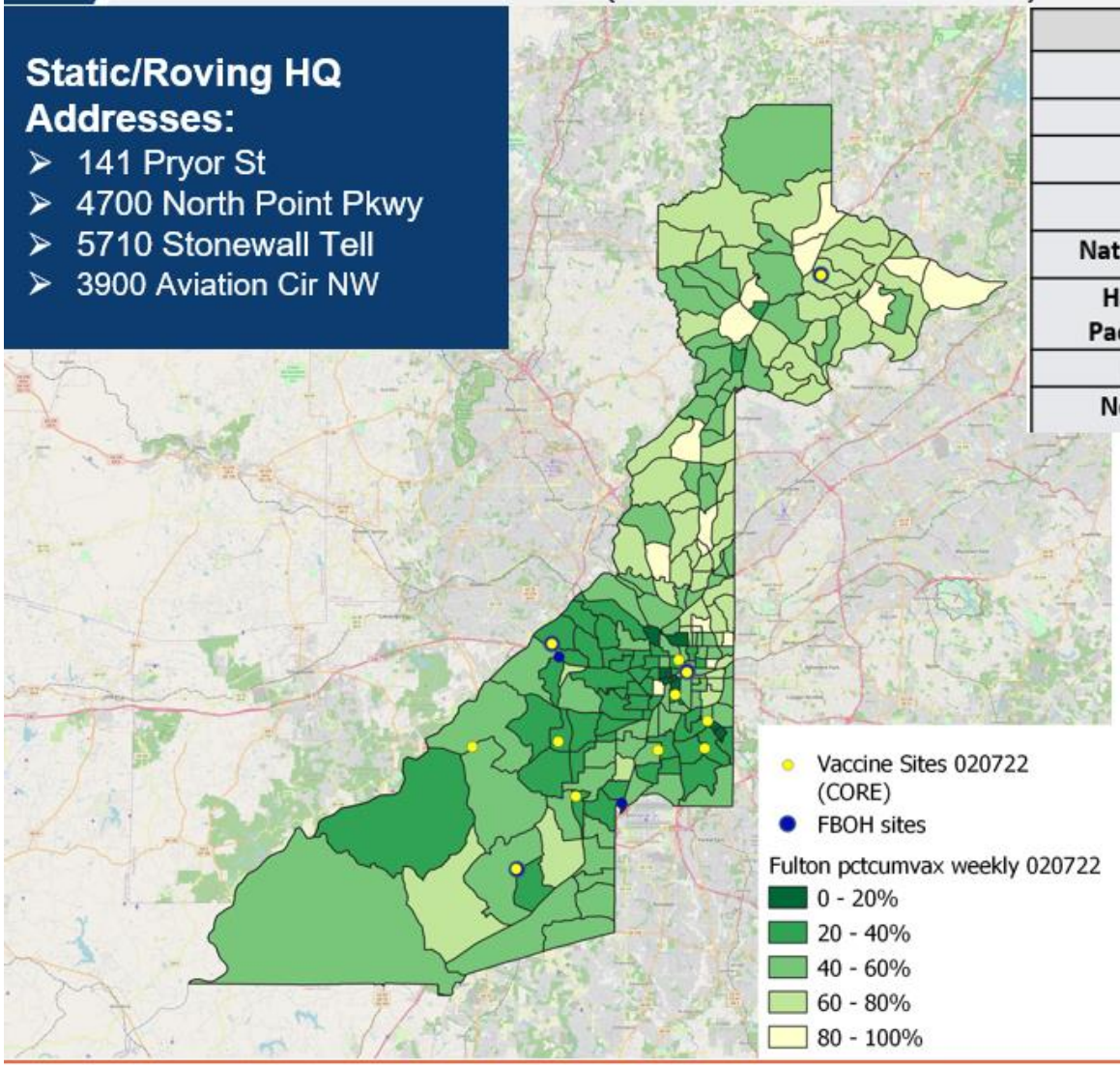

Race		
	Number	Percentage
Black	10,290	62.15%
White	3083	19.42%
Asian	701	4.19%
Native American	90	.54%
Hawaiian or Pacific Islander	25	.01%
Hispanic	2060	13.31%
No Response	491	.29%

Number of vaccines administered = 16,740

Number of events supported = 821

Number of unique sites visited = 550

4 APS High School events = 238 Vaccines Delivered

Mobile Vaccination: Sites this week

5 Upcoming Sites/Events (02/14- 02/20)

Feb 14	Feb 15	Feb 16	Feb 17	Feb 18	Feb 19	Feb 20
	Zion Hill Baptist Church	Fulton County Government Center	South Fulton Service Center	Fulton County Government Center	Sigma Gamma Rho West Mitchell Church Vaccine Drive	
	NSPOC	NSPOC	NSPOC	NSPOC	NSPOC	
	Aviation Community Cultural Center	Aviation Community Cultural Center	Aviation Community Cultural Center	Aviation Community Cultural Center	Aviation Community Cultural Center	
City of Fairburn Municipal COurt	New Wine Christian Center	Mount Moriah Baptist Church	Impact Church	Material in Motion		
Home Depot Backyard		Home Depot Backyard	Home Depot Backyard	Home Depot Backyard	Home Depot Backyard	Home Depot Backyard

HIGH SCHOOL BASKETBALL OUTREACH

ATLANTA PUBLIC SCHOOLS

Fulton County Schools
Where Students Come First

- More than 265 vaccinations given at four APS high school basketball games
- Additional games being scheduled with both Atlanta and Fulton County Schools

OTHER SCHOOL OUTREACH
Fulton County Schools
Parklane Elementary 26 Feb & 26 March 10am - 3pm

COVID Testing Update

Home Depot Backyard testing & vaccine location

Closing this Friday, 18 February

Morgan Falls

- 620 Morgan Falls Road, Sandy Springs, GA 30350
- Monday – Friday 8:30 AM - 4:30 PM and Sunday 8:30 AM - 12:00 PM
- (CLOSED on Saturdays)
- Register at https://panohealth.com/fcss
- Drive-thru only, no appointments necessary

Mercedes-Benz Stadium's Home Depot Backyard

- 1 Backyard Way, Atlanta, GA 30313
- Wednesday – Monday, 9AM to 6PM (CLOSED on Tuesdays)
- Register at https://viralsolutionsga.com/register
- Drive-thru & walk-ups welcome, no appointments necessary

Our other 4 testing locations

- South Fulton Service Center, 4951 Camp Drive, Union City, GA 30349
- Center for Health and Rehabilitation, 265 Boulevard, Atlanta, GA 30312
- 4700 North Point Pkwy, Alpharetta, GA 30005
- 141 Pryor St, Atlanta, GA 30303

For up-to-date information regarding any changes in testing center hours please visit https://www.fultoncountyga.gov/covid-19/covid-testing-sites.

At-Home COVID Test Kits

Four Key Assumptions:
1. **Public demand for testing has waned, walkup appointments now available**
2. **Covid-19 positivity rate is trending downward**
3. **Health equity issues persist, cost and access challenges**
4. **Federal home test kits are available to ordered by Fulton County residents**
5. **Supply chain issues continue**

Variables	Board of Health	Federal Government	Fulton County
Projected Inventory	62,000	1,000,000,000 (phased delivery)	53,000 (Fulton County) 48,495 (Ryan White) 9,700 (ESG) **Total Kit Order : 111,195**
Kit Type	Flow Flex/Quidel	iHealth	Quidel
Cost/Funding	$16.00 per unit/Equity grant ($750,000)	$4 billion-Coronavirus Relief Bill	$10.31 per unit $546,430- ARPA $500,000- Ryan White $100,000-ESG
Consumer Access Points	• Libraries • Homeless Shelters • CORE/CBOs • Health Clinics	• Direct to consumer-government website launch 1/19/2022-COVIDtests.gov • School support • Quantity 4 per household • Private insurance reimbursement 8 kits per month • Medicare, Spring 2022	• 15 Library pickup sites • CSP Partners for Health Equity Goals • Faith Partners for Health Equity Goals • HIV Care Providers • Homeless Services Providers • County Employees
Target Population	Fulton County residents with emphasis on southern part of county, health equity goals	U.S. households	Fulton County residents with emphasis on equity targets

At-Home COVID Test Kits

Fulton County In Person Distribution

CITY SERVED	LIBRARY DISTRIBUTION SITE
Alpharetta	Alpharetta Library 10 Park Plaza Alpharetta, GA 30009
Atlanta	Cleveland Avenue Library 47 Cleveland Ave. Atlanta, GA 30315
Atlanta	MLK Research Library 409 John Wesley Dobbs Ave. Atlanta 30312
Atlanta	Metropolitan Library 1332 Metropolitan Parkway Atlanta, GA 30310
College Park	College Park Library 3647 Main Street College Park, GA 30337
East Point	East Point Library 2757 Main Street East Point GA 30344
Fairburn	Fairburn Library 60 Valley View Drive Fairburn GA 30213

At-Home COVID Test Kits

Fulton County In Person Library Distribution

CITY SERVED	LIBRARY DISTRIBUTION SITE
Hapeville	Hapeville Library 525 King Arnold Street Hapeville GA 30354
Johns Creek	NE Spruill Oaks Library 9560 Spruill Road Johns Creek GA 30022
Milton	Milton Library 855 Mayfield Rd. Milton GA 30009
Palmetto / Chattahoochee Hills	Palmetto Library 9111 Cascade Palmetto Hwy Palmetto GA 30268
Roswell / Mountain Park	Roswell Library 115 Norcross Street Roswell GA 30075
Sandy Springs	Sandy Springs Library 395 Mount Vernon Hwy. Sandy Springs GA 30328
South Fulton	Wolf Creek Library 3100 Enon Road Atlanta GA 30331
Union City	Gladys S. Dennard at South Fulton 4055 Flat Shoals Road Union City GA 30291

At-Home COVID Test Kits

Fulton County In Person Library Distribution

HEALTH CENTER	HEALTH CENTER LOCATION
Adamsville Health Center	3700 Martin Luther King Jr. Dr SW, Atlanta, GA 30331
College Park Regional Health Center	1920 John Wesley Avenue, College Park, GA 30337
Fulton County Board of Health Clinic	10 Park Place South SE, Atlanta, GA 30303
Neighborhood Union Health Center	186 Sunset Avenue NW, Atlanta, GA 30314
North Fulton Regional Health Center	3155 Royal Drive, Suite 125, Alpharetta, GA 30022
Oak Hill Child & Adolescent Family Center	2805 Metropolitan Parkway, SW, Atlanta, GA 30315

Questions?

FULTON COUNTY

FULTON COUNTY BOARD OF HEALTH

Fulton County Government Reopening Plan

Gating Criteria

Reopening Indicators

CASES

Downward trajectory in the 7-day average of new positive tests within a 14-day period, and positivity rate below 5%

VAX OR TEST

Ability to vaccinate employees to 80% goal and to test employees who choose alternative with results within 48-72 hours

EQUIPMENT

PPE and supplies for all employees interacting with public.

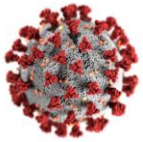

**Satisfy Before Proceeding to Phased Comeback*

COVID POSITIVE EMPLOYEES

January 30, 2022 - February 12, 2022

Department	Positive	Grand Total
DREAM	1	1
EMERGENCY SERVICES	1	1
FINANCE	1	1
LIBRARY	1	1
POLICE	1	1
PUBLIC DEFENDER OFFICE	3	3
PUBLIC WORKS	4	4
SENIOR SERVICES	3	3
SUPERIOR COURT-CLERK	1	1
TAX ASSESSOR	2	2
TAX COMMISSIONER	1	1
Grand Total	**19**	**19**

Fulton County

Reported Employee COVID Positive Tracker

as of February 12, 2022

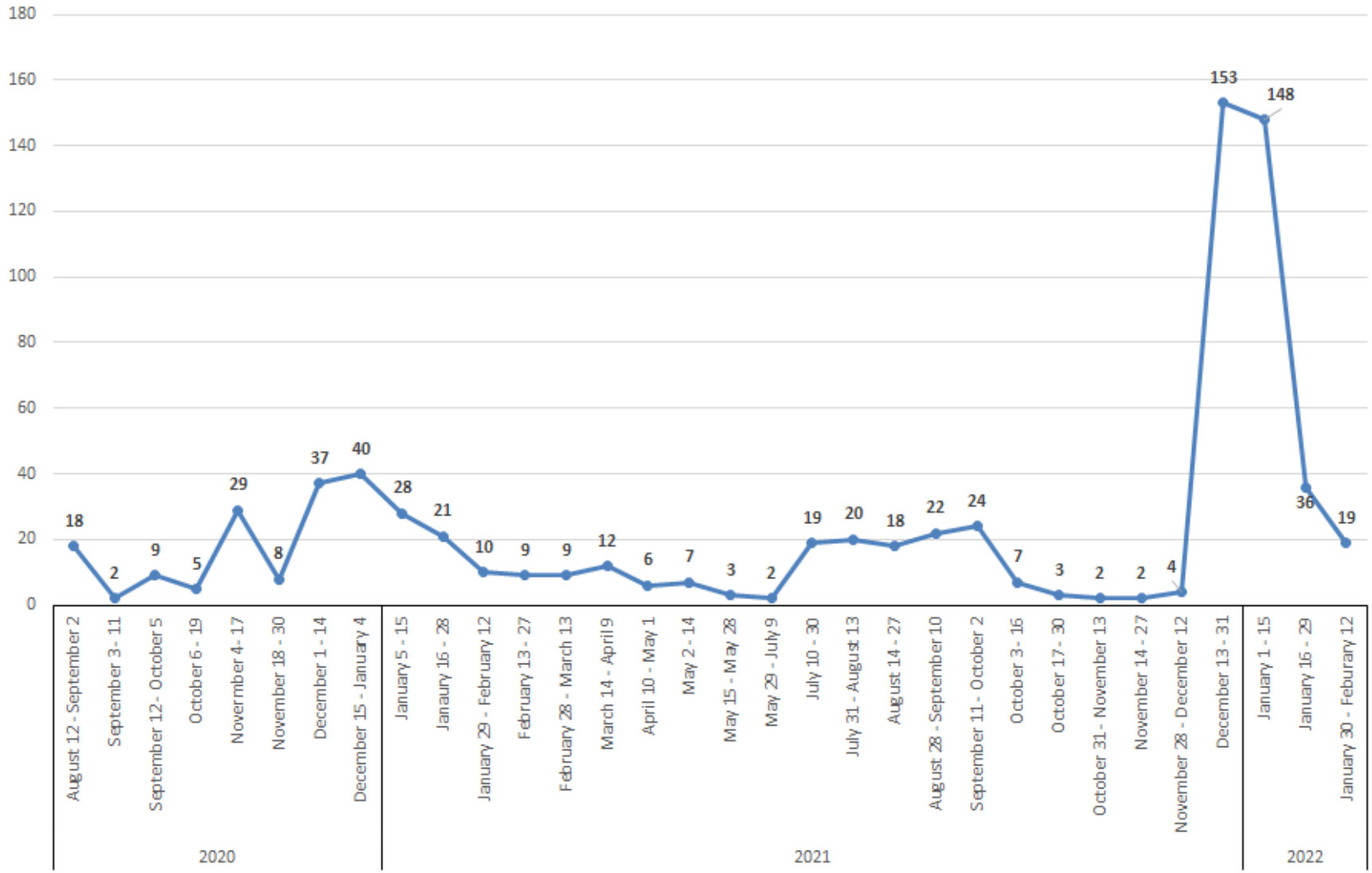

COVID POSITIVE EMPLOYEES

CUMULATIVE			
DEPARTMENT	**POSITIVE**	**DEPARTMENT**	**POSITIVE**
ARTS/COOPERATIVE EXT	1	MAGISTRATE COURT	3
BHDD	8	MEDICAL EXAMINER	8
BOARD OF HEALTH	28	POLICE	17
BOARD OF COMMISSIONERS	5	PROBATE COURT	10
COUNTY ATTORNEY	4	PUBLIC DEFENDER OFFICE	32
COUNTY MANAGER	7	PUBLIC WORKS	71
COUNTY MARSHAL	27	PURCHASING	7
COMMUNITY DEVELOPMENT	3	REGISTRATION & ELECTIONS	11
DISTRICT ATTORNEY	17	SENIOR SERVICES	33
DCRC	1	SHERIFF	8
DREAM	43	SOLICITOR GENERAL	19
EMERGENCY MANAGEMENT	2	STATE COURT-ALL JUDGES	3
EMERGENCY SERVICES	54	STATE COURT-GENERAL	7
EXTERNAL AFFAIRS	9	SUPERIOR COURT-ALL JUDGES	4
FINANCE	27	SUPERIOR COURT-CLERK	84
HUMAN RESOURCES	3	SUPERIOR COURT-GENERAL	49
INFORMATION TECHNOLOGY	12	TAX ASSESSOR	60
JUVENILE COURT	32	TAX COMMISSIONER	80
LIBRARY	51	**GRAND TOTAL**	**841**

Employee Compliance with Vaccination & Testing Policy

Applications

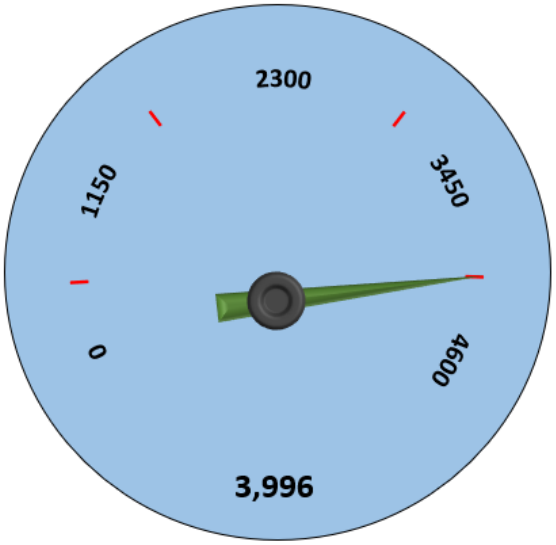

February 2 – 3,968
January 19 – 3,802
January 5 – 3,762
December 15 – 3,702
December 1 – 3,672
November 15 – 3,643
November 1 – 3,469
October 18th – 3,375

Approved

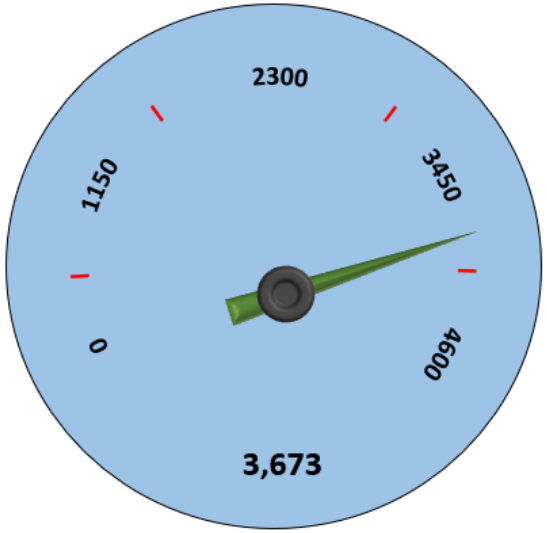

3,651
3,563
3,536
3,486
3,438
3,418
3,236
3,045

Vaccination %

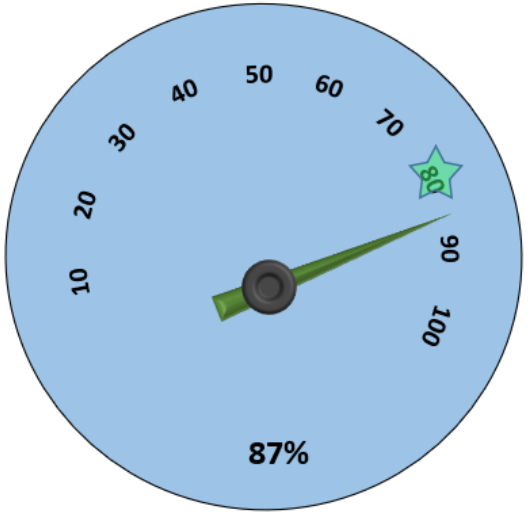

86%
84%
82%
81%
79.5%
79%
75%
72%

as of February 5, 2022

Return to Office Plan

Employee Vaccination Incentive Program

How have we educated the workforce about the policy?

- Distributed policy to Department Heads
- Educated via FulcoNews
- Educational session led by Dr. Paxton
- Created information portal
- Held meeting with managers on their responsibility.
- Emails weekly to unvaccinated employees with policy & link

Suspension Status	# of Employees
1 Day	11
5 Day	6
10 Day	4
Dismissal	24*

* Still working with employees and Department Heads to ensure accuracy

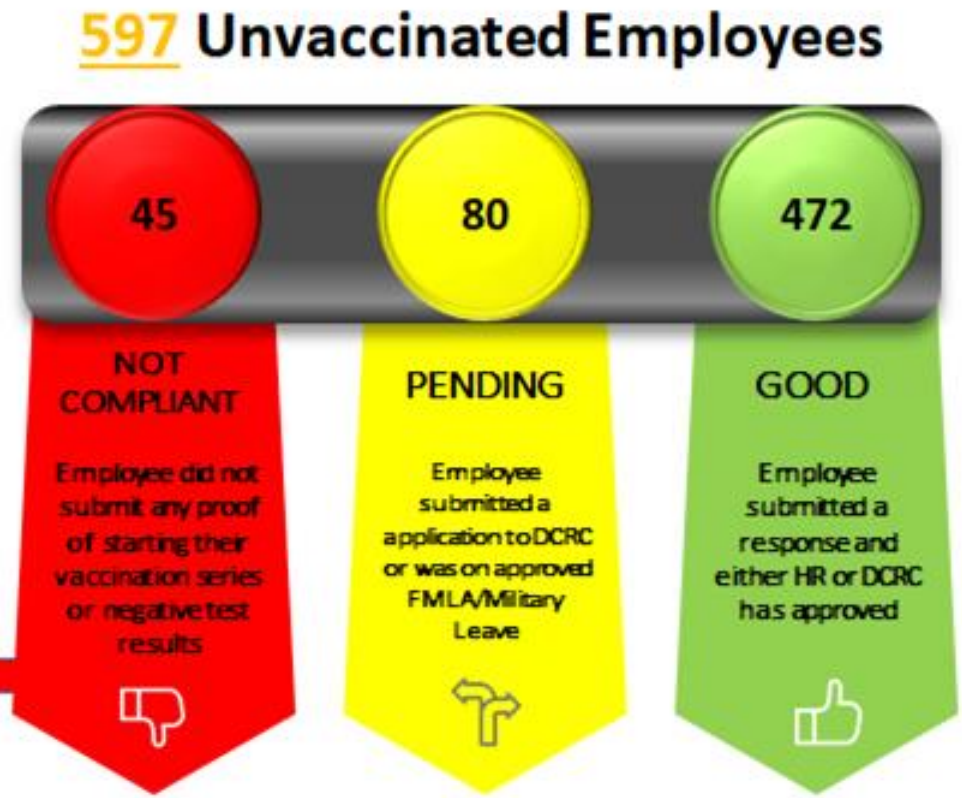

as of February 5, 2022

Updates on Service Delivery Models

- **Senior Services:**
  - Virtual programming and wellness checks continue. Phased reopening began on 2/14/22

- **Library Operations:**
  - These services will continue as currently being delivered

- **Behavioral Health and Developmental Disability Services:**
  - Mental Health Services will continue in person services
  - Developmental Disabilities - Phased in approach to one or two days a week in order to mitigate isolation issues.

- **Administrative Services:**
  - Encourage the utilization of teleworking when possible

- **Tax Commissioner Offices:**
  - All Locations Open

Next Steps

- Continue to monitor masking, testing and vaccination trends
- Develop mask policy consistent with trends with masking being recommended vs required
- Examine options that encourage vaccination for employees over routine testing
- Consider a flexible plan that will continue to follow community spread of virus
- Plan for change implementation around April 1- Federal Gov’t emergency response

QUESTIONS

Fulton County Government

Emergency Rental & Mortgage Assistance Updates

Emergency Rental Assistance

Phase III

PROGRAM UPDATES

REALLOCATION - STATE OF GEORGIA

- Fulton **FULLY EXPENDED** the direct assistance amounts received from Treasury for ERA I and ERA II
- Notification from DCA and Treasury **$25M Voluntary Reallocation of funds received**
- Request for additional **$25M Voluntary Reallocation for a total request of $50M**

Emergency Rental Assistance

Phase III

PROGRAM UPDATES

$25MM REALLOCATION FUNDING

780 Households have received assistance

$5.7MM Reallocation assistance disbursed

Mortgage Assistance

Georgia Administered - $354M Statewide

MORTGAGE ASSISTANCE UPDATES

Application portal has opened.

http://georgiamortgageassistance.ga.gov/

QUESTIONS

Fulton County Government

Project ORCA Updates

FULTON COUNTY GOVERNMENT

Project ORCA

COVID -19 CASE REDUCTION

FULTON COUNTY

AGENDA

01 PROJECT OVERVIEW

02 HIRING PROGRESS

03 CASE DISPOSITION PROGRESS

04 PROJECT ORCA CLOSED & PENDING CASES
Superior Court
State Court

05 PROCESS ENHANCEMENTS
Virtual Calendar

06 OVERALL PROGRESS

Project Overview

Since the beginning of COVID-19, the Fulton County Court System has amassed a significant and unprecedented level of cases. Project ORCA will address this challenge by utilizing a combination of capacity expansion and productivity enhancement initiatives to expedite the case adjudication process.

Case Accumulation Defined

All cases (hearings, filings, applications) that were initiated before and during the pandemic (including those currently awaiting formal charging or filing) that have been impacted due to current limitations at various stages of the case administration process.

FULTON COUNTY

Hiring Progress

Hiring Progress by Department

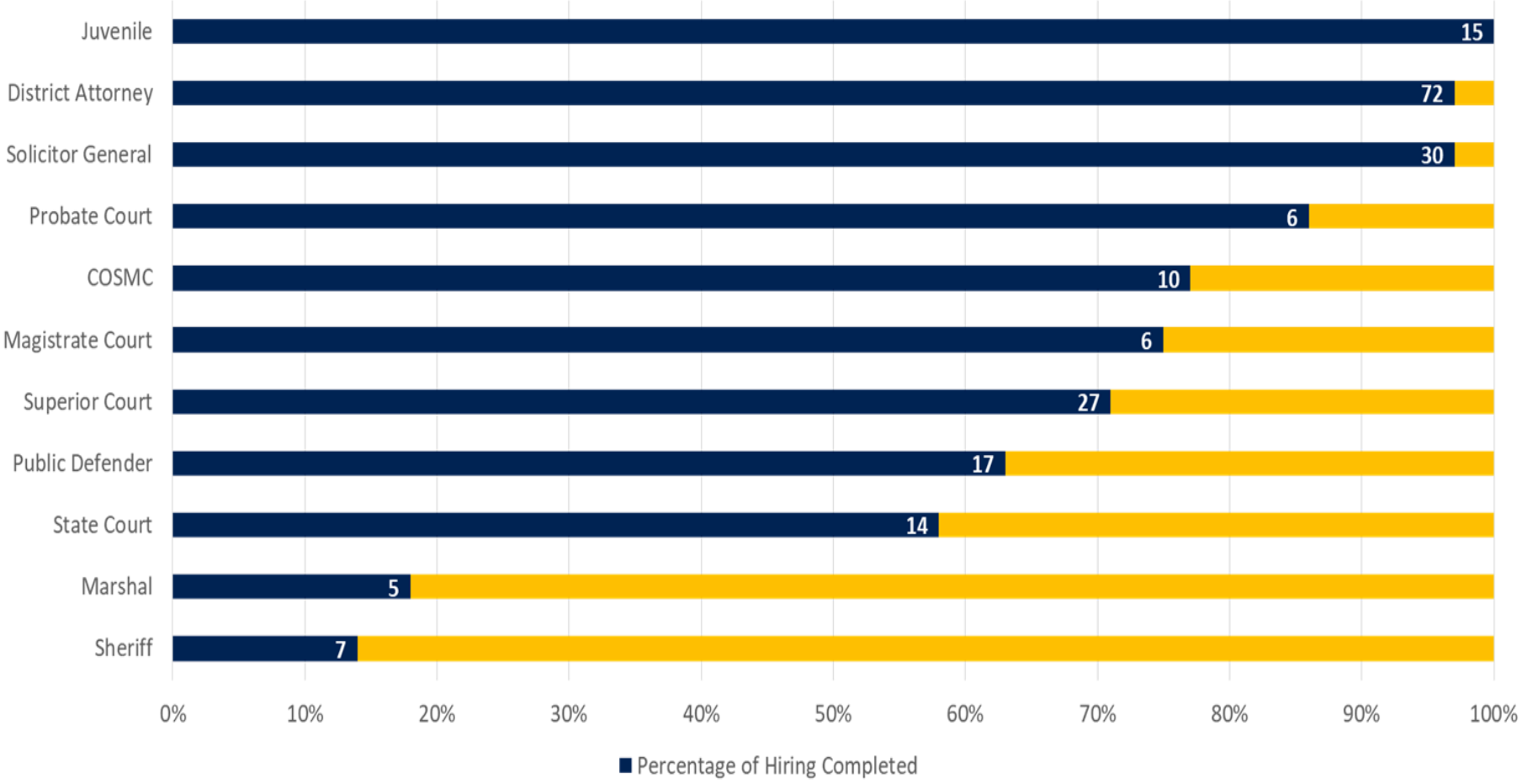

Case Disposition Progress

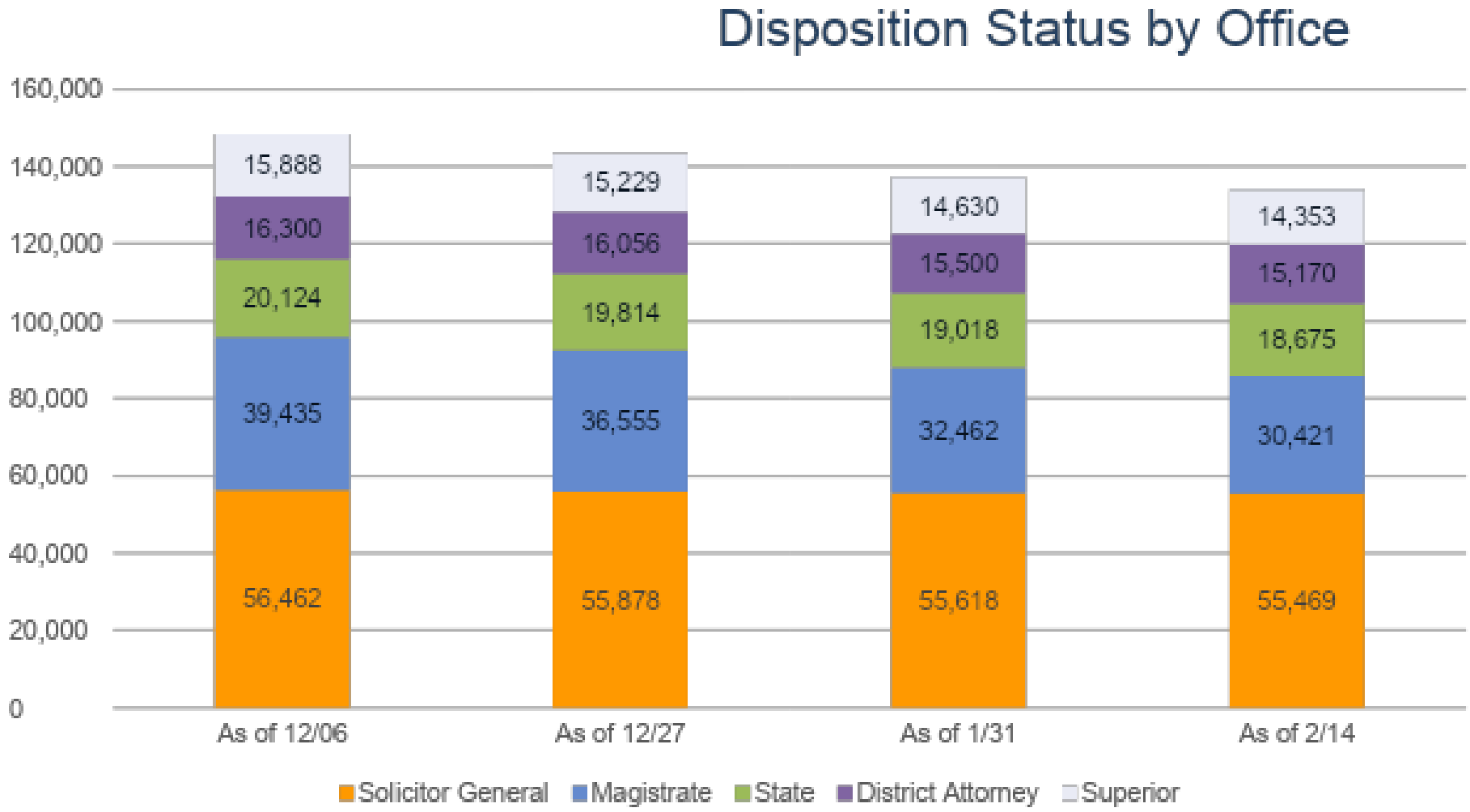

Project ORCA:
Superior Court Closed Cases

Project ORCA: Superior Court Closed Cases By Judge

Total; 12/6/2021 to Date

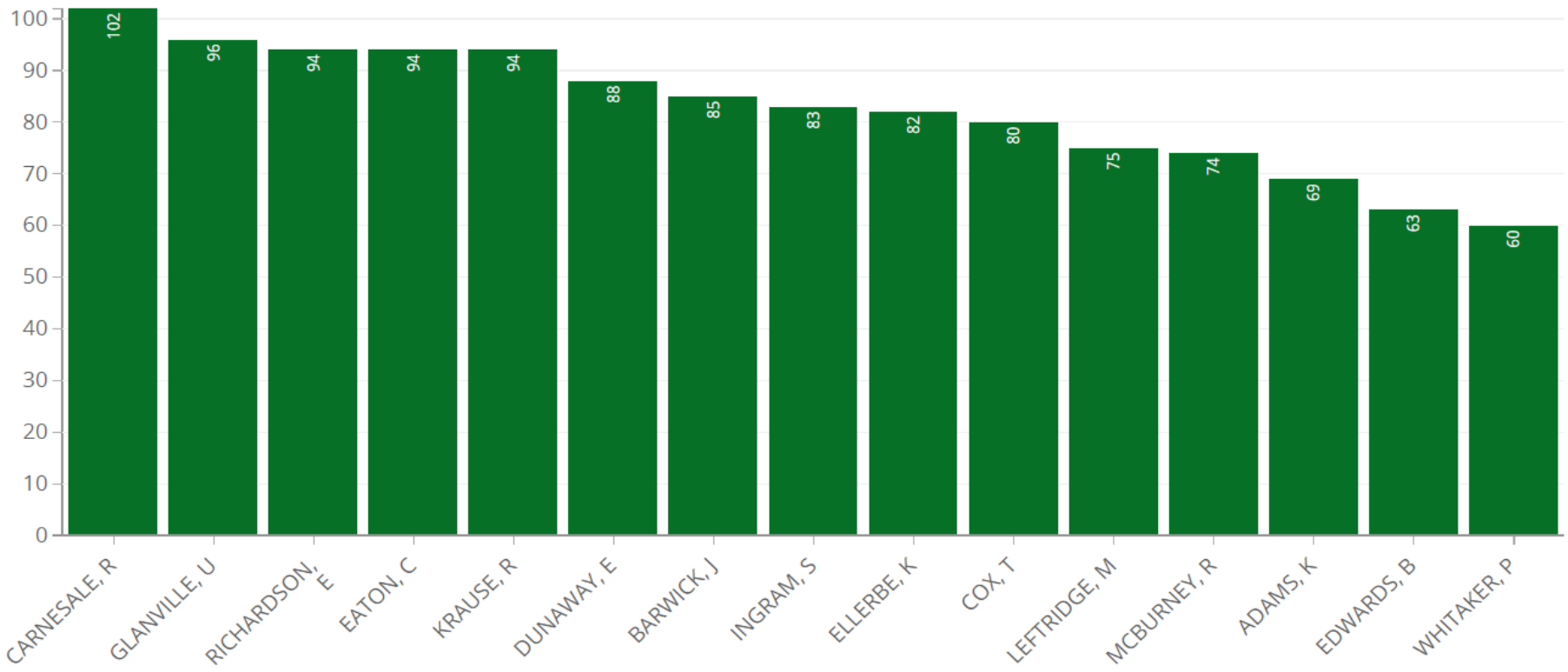

Project ORCA:
Superior Court Remaining Pending Cases

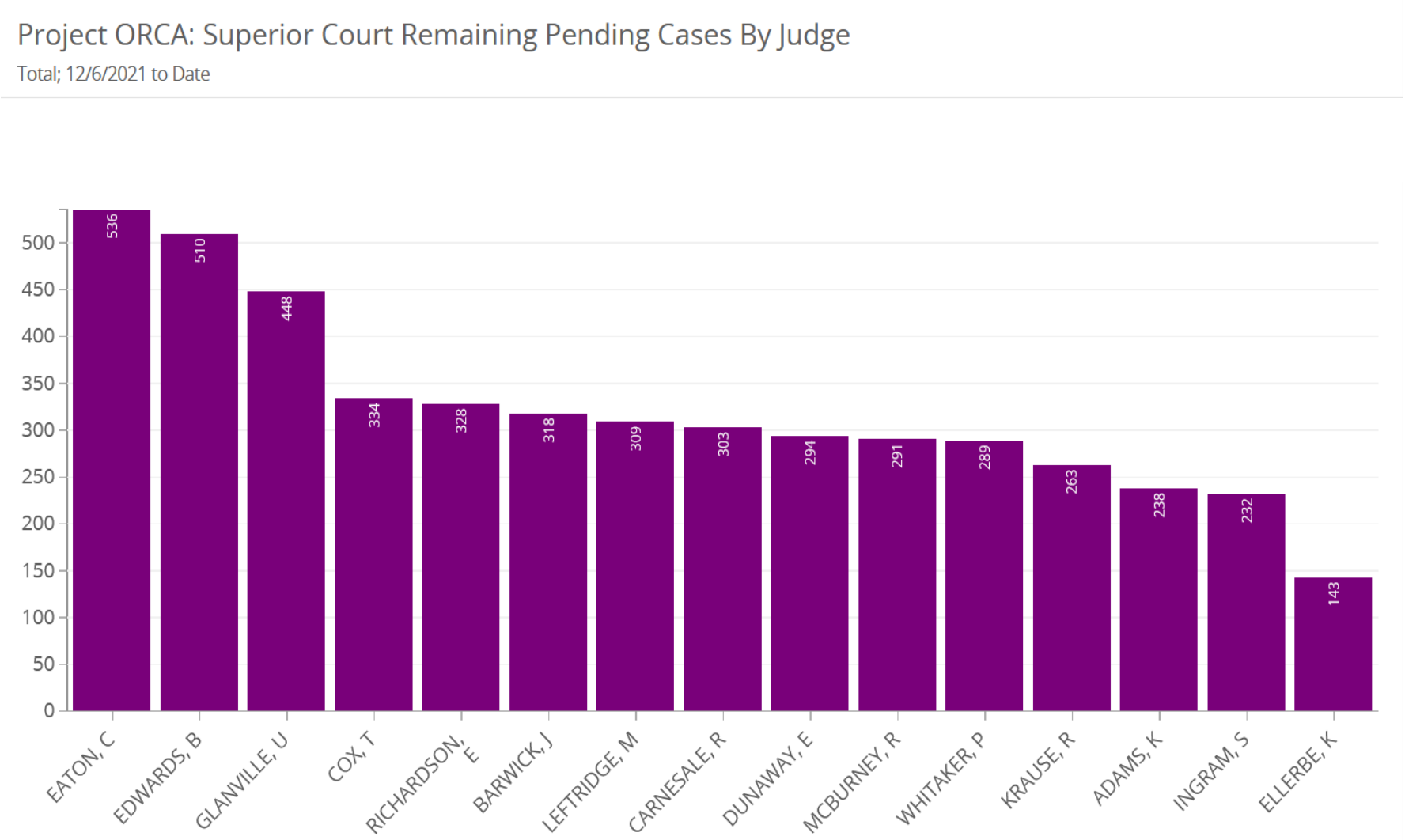

Project ORCA:
State Court Closed Cases

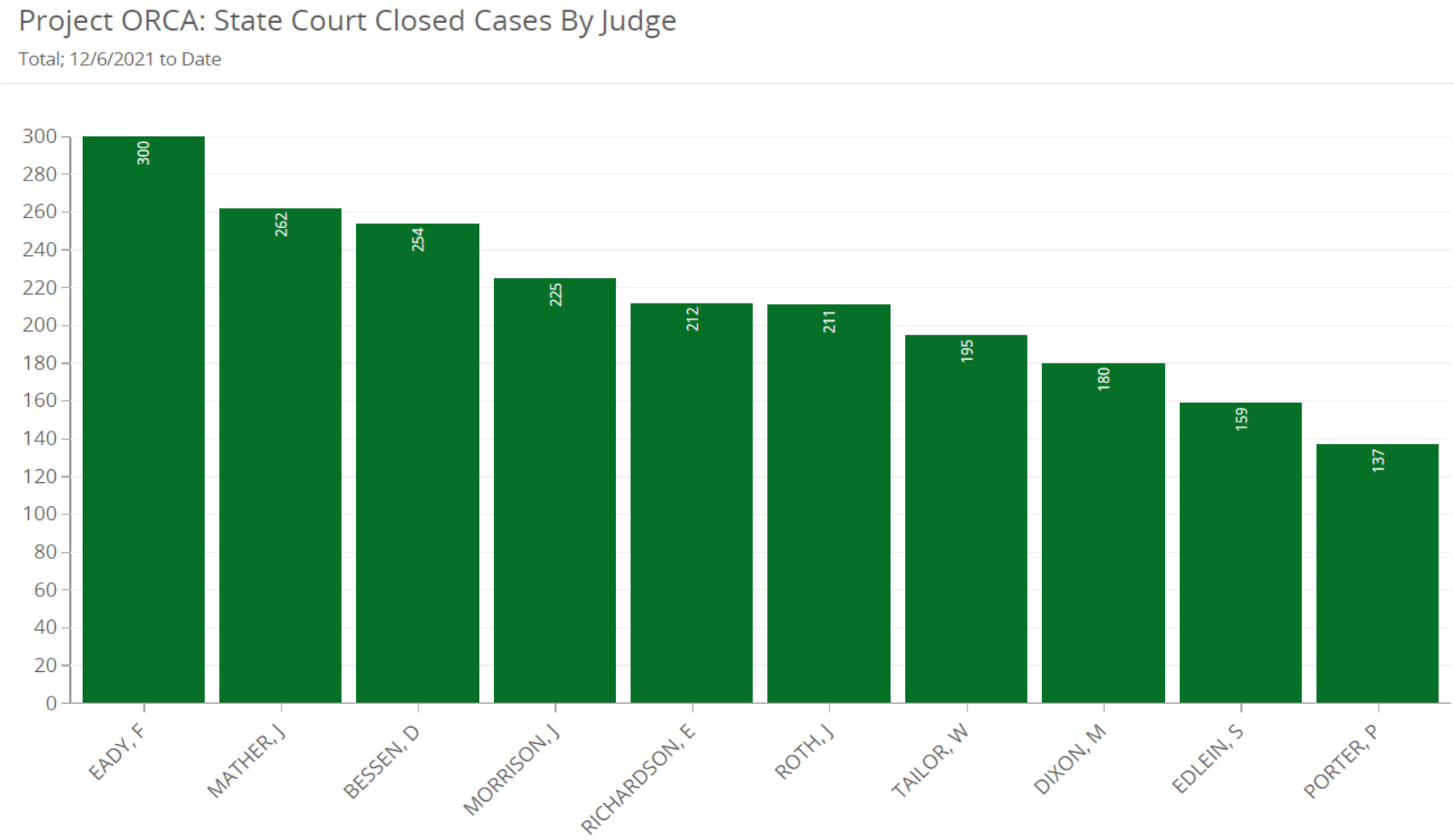

Project ORCA:
State Court Remaining Pending Cases

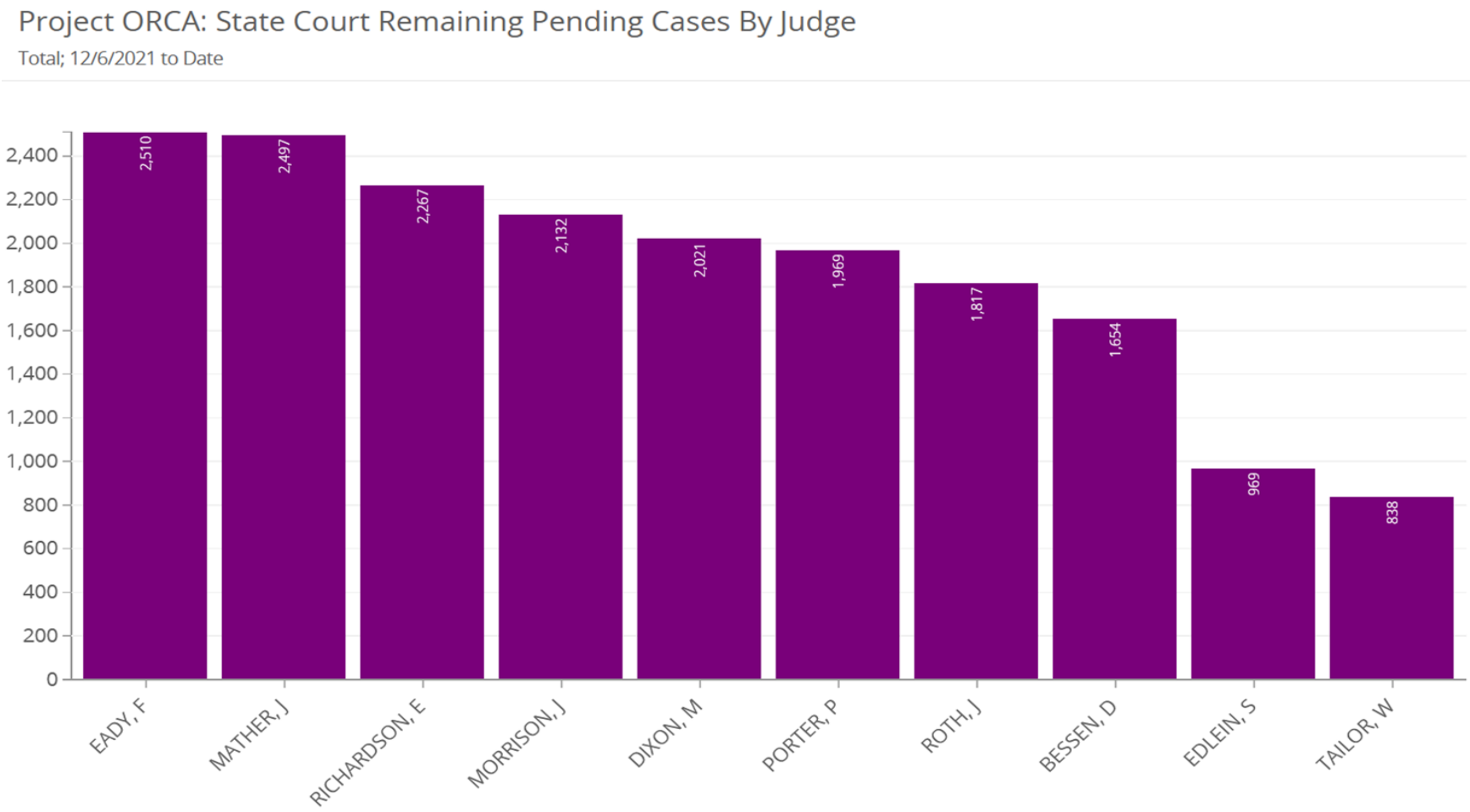

Process Enhancements
Virtual Calendar (example)

DAY/TIME	JUDGE	HEARING TYPE	LOCATION	PARTICIPANTS	FACILITATORS	INMATES
WEDNESDAY 9:00AM-4:00PM	SUPERIOR	COMPLEX HEARINGS	JAIL – COURTROOM 2 INMATES	JUDGE, DA, PD, PA, CD, LM, PROBATION, VICTIM/WITNESS, SHERIFF, PRE-TRIAL, COURT REPORTER, DEFENDANT	LITIGATION MANAGERS	VIRTUAL FROM JAIL- ZOOM ROOMS
WEDNESDAY 9:00AM-5:00PM	STATE	HEARINGS	REMOTE	JUDGE, SG, PD, PA, CD, LM, PROBATION, VICTIM/WITNESS, SHERIFF, PRE-TRIAL, COURT REPORTER, DEFENDANT	LITIGATION MANAGERS	VIRTUAL FROM JAIL- ZOOM ROOM 3
WEDNESDAY 9:00AM-12:00PM	MAGISTRATE	BOND HEARINGS CP COMPLEX CASES PUBLIC DEFENDER	COURTROOM 1C	JUDGE, DA, PD, PA, CD, CLERK, PROBATION, VICTIM/WITNESS, SHERIFF, PRE-TRIAL, DEFENDANT	COSMC CLERKS	VIRTUAL FROM JAIL- COURTROOM 2
WEDNESDAY 9:30AM-12:30PM	MAGISTRATE	NON-COMPLEX HEARINGS (NC2)	COURTROOM 8E	JUDGE, DA, PD, PA, CD, LM, PROBATION, VICTIM/WITNESS, SHERIFF, PRE-TRIAL, DEFENDANT	LITIGATION MANAGERS	VIRTUAL FROM JAIL- COURTROOM 3
WEDNESDAY 11:00AM-5:00PM	MAGISTRATE	1ST APPEARANCE - FELONY/BENCH WARRANTS	REMOTE	JUDGE, DA, PD, CD, PA, PROBATION, CLERK, VICTIM/WITNESS, SHERIFF, PRE-TRIAL, DEFENDANT	COSMC CLERKS	VIRTUAL
WEDNESDAY 2:00PM-5:00PM	STATE	STATE COURT EXPEDITED ACCUSATIONS	REMOTE	JUDGE, SG, PD, PA, CLERK, BH, SOCIAL WORKER (PD), VICTIM/WITNESS, SHERIFF, PRE-TRIAL, DEFENDANT	COSMC CLERKS & STATE COURT CLERKS	VIRTUAL FROM JAIL-COURTROOM 2

Snapshot of Daily VIRTUAL Calendars

On any given weekday, there are five to eight virtual calendars across Superior, State, Magistrate and Juvenile Courts that require the coordination of onsite, jail and remote staffing.

On average, these calendars involve between eight to eleven participants from representative agencies/offices.

Overall Progress

The Courts and Offices have continued to proceed with process and productivity enhancements making the following accomplishments:

- ✓ 87% of Hiring has been achieved
  (excluding Sheriff and Marshal positions)
- ✓ Courtroom Renovations in Phase One are complete and Phases Two & Three are in progress
- ✓ Alternative Case Triage calendars are in progress and ready to expand to encompass two additional courtrooms/judges
- ✓ Conducting exploratory evening calendar pilots to increase hearing capacity

QUESTIONS

Select Fulton Update

FULTON COUNTY

SELECT FULTON

Select Fulton
COVID-19 Recovery Programs

February 16th, 2022



Select Fulton – COVID Response Update

Small Business Recovery - $4.9M

Supporting 350+ small businesses

Recover, adapt and grow

- Revolving Loan Program
- Community Navigator Pilot Program

Workforce Recovery - $2.1M

Supporting 800+ residents

Preparing a post-Covid workforce

- Career Reboot 2.0

Select Fulton – COVID Response Update

Fulton County COVID-19 Revolving Loan Program

$3.9M ARPA – 70+ Small Businesses Supported

ELIGIBILITY

- Fulton County Small Business (non-City of Atlanta)
- Private enterprise; prior to March 2020
- **Prioritization:**
  - Minority or Female Ownership
  - High COVID Impacted Industry

Performing Arts | Food Service | Film/Music Recording | Education | Accommodation

PROVIDER

Access to Capital for Entrepreneurs (ACE);
Female Owned; Community Development Financial Institution

PROGRAM BENEFITS

Loan Range: $50,000 - $100,000;
(Declines in revenues due to pandemic)
+
Technical Assistance

Select Fulton – COVID Response Update

Fulton County COVID-19 Revolving Loan Program

$3.9M ARPA – Support 70+ Small Businesses

NEW - Technical Assistance and Counseling Requirement

- financial management
- post Covid planning
- marketing strategies
- management techniques
- credit building

Targeted Outreach

Minority Business Associations

ATLANTA BUSINESS LEAGUE

Industry Trade Groups

GEORGIA RESTAURANT ASSOCIATION

Local Chambers of Commerce

SOUTH FULTON Chamber of Commerce Where Business Blooms

Timeline

- **February 28th:** Promote Application Period
- **March 11th**: Applications Open

SELECT FULTON

Select Fulton – COVID Response Update

Community Navigator Pilot Program

$1.0M SBA Grant – Support 300+ Small Businesses

Partnership

- Co-Applicant for Grant
- Program Manager

One-on-one Counseling Services

- Accounting
- Business Services
- Grant Writing
- Health & Wellness
- Investor Relations
- Leadership
- Legal
- Marketing

Timeline

- **February 24th:** 1st Cohort
- **Quarterly**: Until Dec 2023

Free Resource Hub

www.NavigateFC.com

Select Fulton – COVID Response Update

Career Reboot 2.0

$2.1M ARPA – Support 800+ Residents

Digital Literacy

2021
Annual Report
Goodwill
of North Georgia

MISSION SPOTLIGHT

DIGITAL SKILLS TRAINING FOR NEW OPPORTUNITIES

Working as a customer service representative, Veronica spent her days talking to clients and assisting them over the phone. While she enjoyed her job, she dreamed of branching out into a new career. However, without any experience and limited skills, she didn't know how to make her dream a reality. Fortunately, her partner told her about the Technology Careers Program and encouraged her to apply.

Veronica was hesitant to submit her application at first. With very little tech experience, she thought there was no way she would be accepted into the

Rapid Industry Credentialing

High Demand Industry Focus

Information Technology

Healthcare

Logistics

Program Design

Computer Skills

↓

Industry Credentials

↓

Employer Matching

↓

Empowered Residents
Skilled for Work
New Career Pathway

SELECT FULTON

QUESTIONS

Emergency Response Reserve & American Rescue Plan Act Funds Update

COVID-19: Recovery Funds Plan

Economic Recovery and
Operational Resiliency Plan

February 16, 2022

FULTON COUNTY

Consolidated Covid Response Plan

In Millions $	2.11.2022 Budget	2.11.2022 Commitments	2.11.2022 Expenses	Change in Budget	Change in Expenses
EERF - General Fund	**$ 10.5**	**$ 10.5**	**$ 10.5**	**$ -**	**$ -**
Communications	1.7	1.7	1.6	-	-
Child Care / Healthcare / Other	0.5	0.5	0.5	-	-
Payment to Employees	6.6	6.6	6.6	-	-
2020 Obligation	1.7	1.7	1.9	-	-
American Rescue Act	**221.9**	**66.4**	**60.5**	0.0	2.28
Health Infrastructure	15.6	-	-	(1.7)	-
Pandemic Proof County Facilities	28.0	1.7	0.5	-	-
Day Porters / Cleaning	2.6	2.5	1.0	-	0.04
Child Care	0.7	0.3	0.3	(0.8)	(0.10)
Other Emergencies	0.8	0.2	0.1	0.8	0.10
Premium Pay for Employees	3.4	3.4	3.4	-	-
PPE- County Employees	5.0	3.1	1.9	-	0.08
Court Backlog Project	75.0	8.4	7.4	-	1.02
Information Tech - Virtual Support	8.0	0.8	0.6	-	-
Safety Net Services - CSP	8.1	7.0	7.0	-	-
Diversion Center	1.7	-	-	1.7	-
Employees Covid Healthcare	4.0	-	-	-	-
General Administration	1.0	-	-	-	-
Long Term Revolving Loan Program	3.9	-	-	-	-
Food Insecurity	6.0	1.4	1.1	-	0.15
Job Training	2.0	0.4	0.4	-	-
ERAP 2 & High Need	29.0	28.8	28.4	-	0.58
ERAP -1 and 2 Additional Operational Costs	8.6	7.1	7.1	-	0.02
Testing Vaccination	17.4	0.9	0.9	-	0.03
Vaccine Incentive Program	1.2	0.4	0.4	-	0.36
Consolidated Appropriations Act	**18.0**	**17.8**	**17.7**	-	-
ERAP 1	18.0	17.8	17.7	-	-
ERAP Reallocation	**25.0**	**5.2**	**5.2**	25.0	5.20
ERAP 4	25.0	5.2	5.2	25.0	5.20
FEMA Related Expenses	**27.3**	**$ 27.3**	**$ 21.7**	0.0	0.36
Total	**$ 302.8**	**$ 127.2**	**$ 115.6**	-	$ 7.8
Reserve	**$ 26.3**				

Cash Flow Projections – COVD 19 Response

Cash Flow Projection COVID-19 Response

In Millions $

	Uses of Funds	2021	2022	2023	2024	Total
A	EERF - General Fund	10.5	-	-	-	10.5
B	American Rescue Act	51.8	106.2	61.4	2.6	221.9
C	Consolidated Appropriations Act	17.4	0.6	-	-	18.0
D	ERAP Reallocation	-	25.0	-	-	25.0
E	FEMA Related Expenses	21.2	6.1	-	-	27.3
	Projected Annual Uses	$ 100.9	$ 137.9	$ 61.4	$ 2.6	$ 302.7

	Sources of Funds	2021	2022	2023	2024	Total
A	EERF	10.5	16.4			26.9
B	American Rescue Act	128.4	103.4			231.8
C	Consolidated Appropriation Act	18.0				18.0
D	ERAP Reallocation	-	25.0			25.0
E	FEMA Reimbursement at 100% over 3 years	5.9	2.6	5.1	13.7	27.3
	Projected Annual Sources	$ 162.8	$ 147.4	$ 5.1	$ 13.7	$ 329.0
	Cash Balance EOY - 100% FEMA Reimbursement	61.9	71.4	15.1	26.3	26.3
	Cash Balance EOY - 50% FEMA Reimbursement	61.3	75.9	19.6	17.1	17.1

QUESTIONS