

Fulton County COVID-19 Response Update

March 16, 2022

Board of Commissioners

OVERVIEW

Incident Response Update

- Vaccination Response
- COVID 19 Variant - Omicron

Reopening Updates

Court Black Log (Project ORCA) Update

ERAP Phase Update

2022 COVID Funding Update

- Update - COVID 19 Reserve & ARPA Spend

Minority Banking and Business Support

INCIDENT RESPONSE REVIEW

Major Take Away

Boosters are the most effective way to defend against COVID-19 severe health impacts and death

Unvaccinated population makes up...

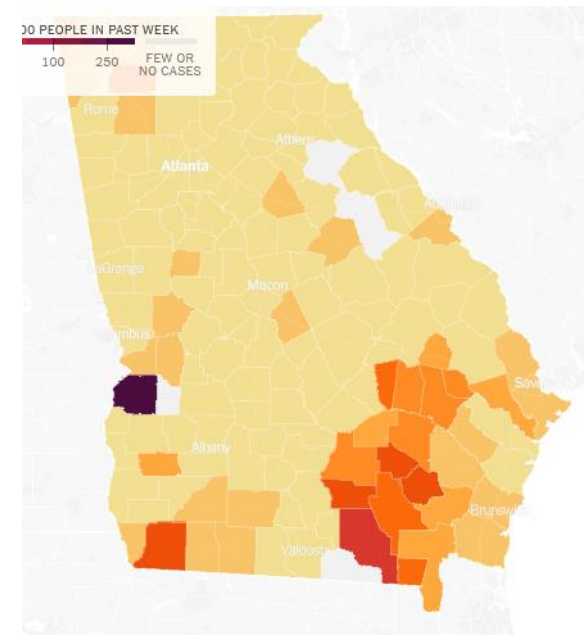
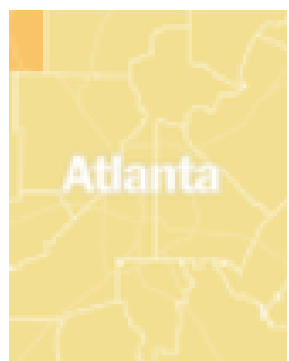
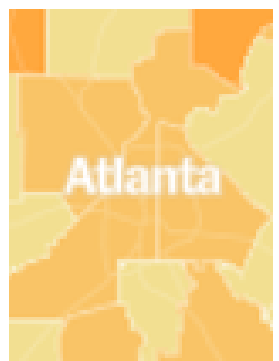
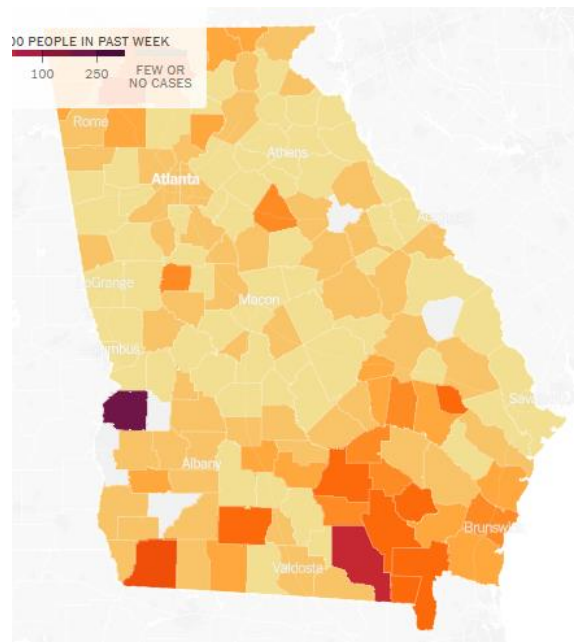
- 49% of all new cases
- 91% of all new hospitalizations
- 93% of all new deaths

- The 7-day average for cases, hospitalizations, % positives and deaths are trending downward
- Updated CDC Masking Guidance has Fulton County in a green (low risk) level.
- 87.6% of all new cases are from the OMICRON variant
- Closely monitoring the prevalence of BA.2 variant
- So far in March **59** additional Covid Deaths
- Fulton County Covid hospital bed availability continues to be in a shortage situation, (mostly due to non-COVID admissions)

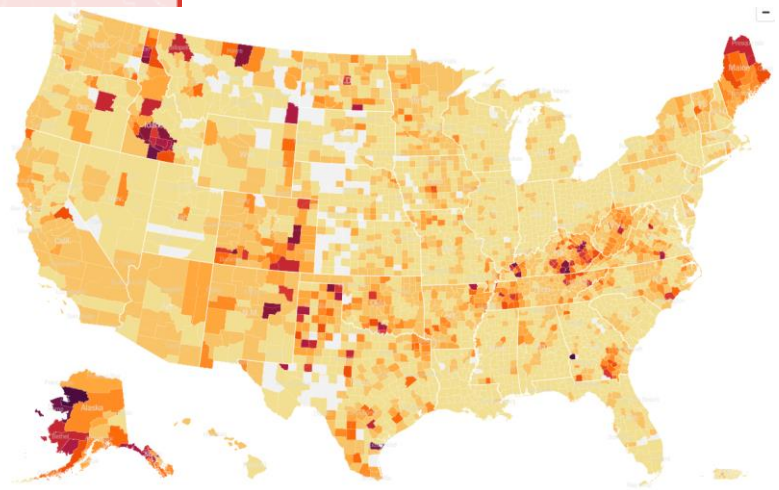
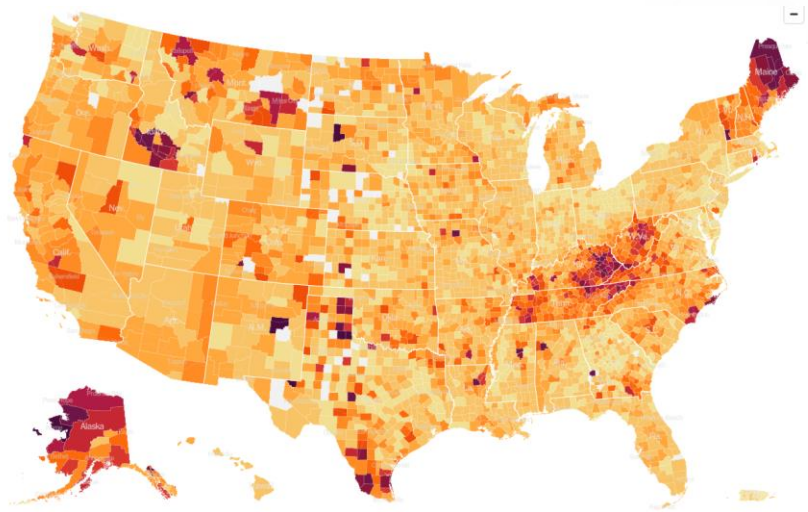
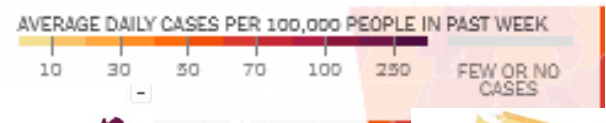


Incident Response Update (Heat Maps)

March 2nd vs March 16th



Hot spots





3/9/22 Fulton County Risk Level (New)

- Fulton County Cases per 100K = **39.38**
- New Fulton County COVID Hospital Admissions per 100K = ***3.90**
- Fulton County % of staffed inpatient beds occupied by COVID-19 patients (7-day average) = **2.77%**

Low

- Stay up to date with COVID-19 vaccines
- Get tested if you have symptoms

Medium

- If you are at high risk for severe illness, talk to your healthcare provider about whether you need to wear a mask and take other precautions
- Stay up to date with COVID-19 vaccines
- Get tested if you have symptoms

High

- Wear a mask indoors in public
- Stay up to date with COVID-19 vaccines
- Get tested if you have symptoms
- Additional precautions may be needed for people at high risk for severe illness

People may choose to mask at any time.

People with symptoms, a positive test, or exposure to someone with COVID-19 should wear a mask.

CDC's previous Risk Matrix (Green)

7 day average

- < 50 cases per 100K
- < 7.5 % positive per 100 K

CDC's CURRENT Risk Matrix (Green)

7 day average

- < 200 cases per 100K
- < 10 New COVID Hospital Admissions
- < 10 Percent of staffed Beds

COVID-19 Community Levels - Use the Highest Level that Applies to Your Community

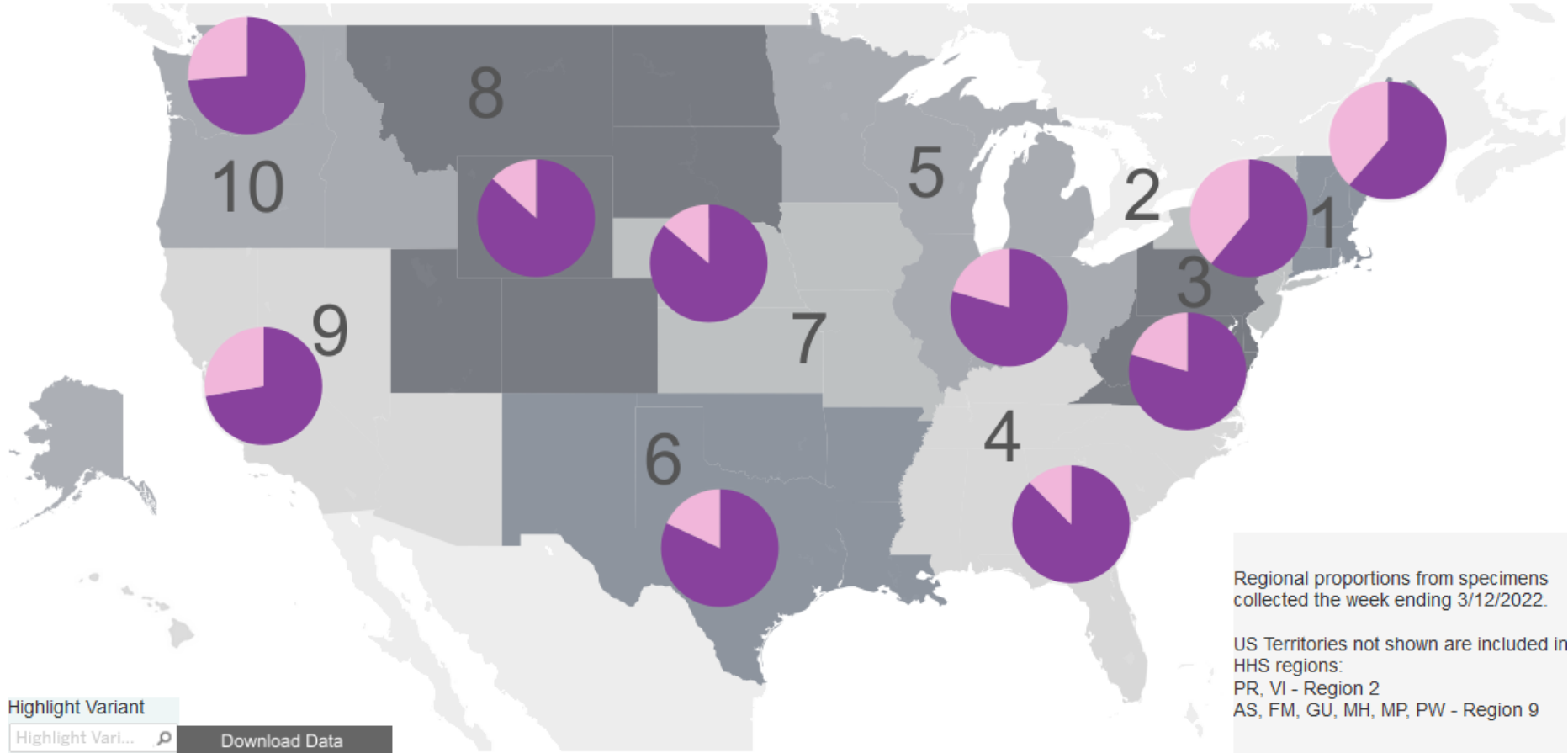
New COVID-19 Cases Per 100,000 people in the past 7 days	Indicators	Low	Medium	High
		Fewer than 200	New COVID-19 admissions per 100,000 population (7-day total)	<10.0
200 or more	Percent of staffed inpatient beds occupied by COVID-19 patients (7-day average)	<10.0%	10.0-14.9%	≥15.0%
	New COVID-19 admissions per 100,000 population (7-day total)	NA	<10.0	≥10.0
200 or more	Proportion of staffed inpatient beds occupied by COVID-19 patients (7-day average)	NA	<10.0%	≥10.0%

*The COVID-19 Community Level is based on the higher of the new admissions and inpatient beds metrics.

Incident Response Update



United States: 3/6/2022 – 3/12/2022 NOWCAST



Regional proportions from specimens collected the week ending 3/12/2022.

US Territories not shown are included in HHS regions:
PR, VI - Region 2
AS, FM, GU, MH, MP, PW - Region 9

Lineages called using pango-designation (PANGO)-v1.2.127, pangolin v3.1.20, pangoLEARN version 02/02/28 and Scorpio v0.3.16.
Lineage BA.1.1 is aggregated with B.1.1.529 at the regional level as it currently cannot be reliably called in each region.

Updated March 15, 2022

- **Omicron now accounts for 87.6% of all new cases in Georgia**
- **The BA.2 variant 12.4%, which is more transmissible than the original Omicron**
- **BA.2 reasons for growth: opening of society, more indoors events without masks, waning immunity from vaccination or prior infection**

Incident Response Update



Breakthrough Cases Fulton County (last 14 Days)
3/9/22

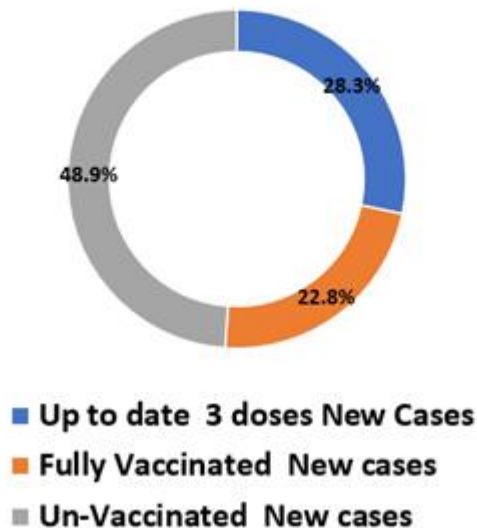


Fig. 32. Confirmed Cases Hospitalized for Any Reason by Vaccination Status



■ Fully Vaccinated Without Booster ■ Fully Vaccinated With Booster ■ Unvaccinated

Fig. 33. Confirmed Covid-19 Deaths by Vaccination Status



■ Fully Vaccinated ■ Fully Vaccinated With Booster ■ Unvaccinated

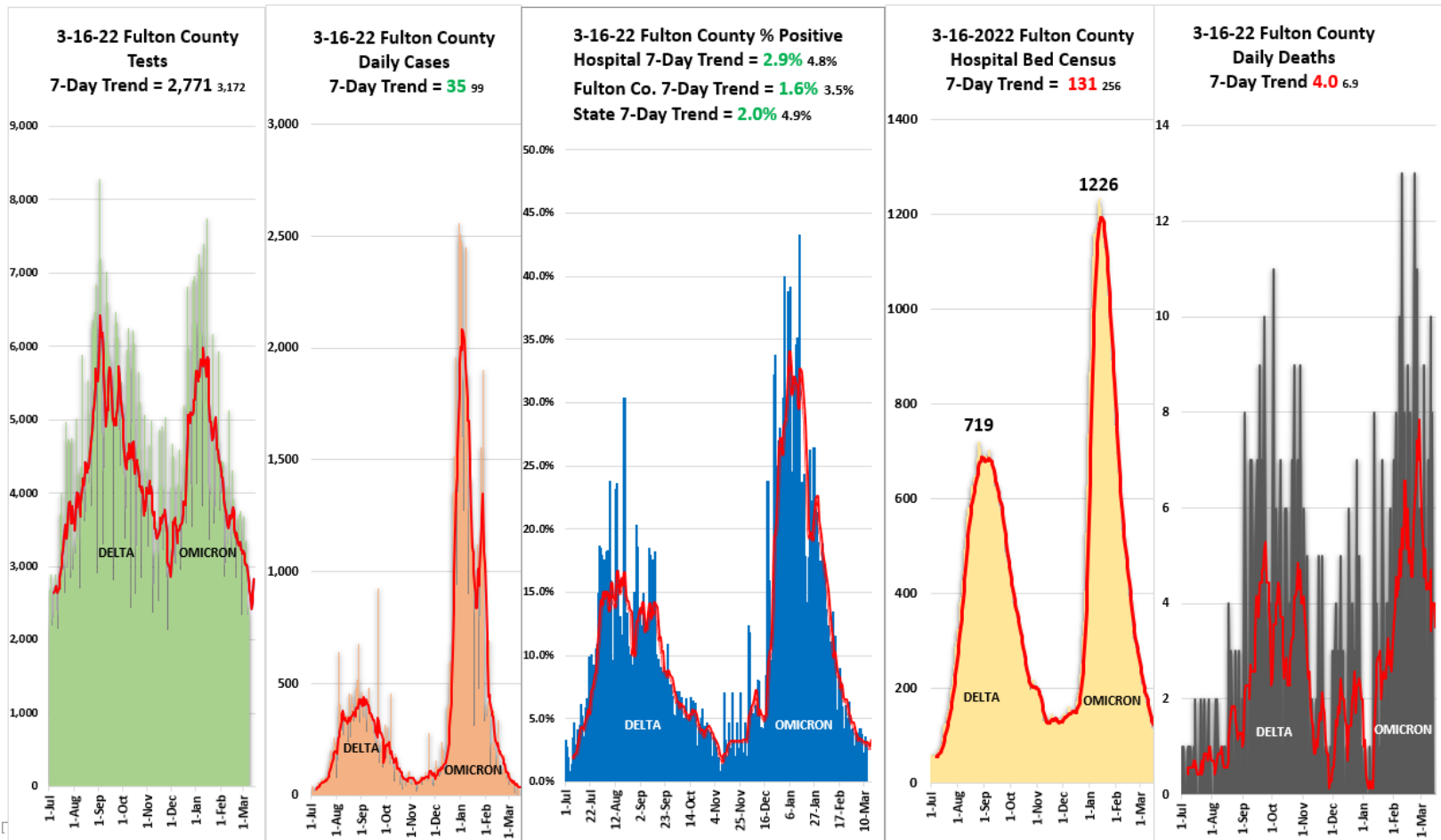
Incident Response Update



● Fulton County COVID-19

- 7-day average for cases is **35**, down **182%** since the last BoC mtg.
- 7-day average for % positive is **1.6%**, down **133%** since the last BoC mtg.
- 7-day average, hospitalizations is **131**, down **95%** since the last BoC mtg.
- 7 day average, for deaths is **4.0**, down **72%** since the last BoC mtg.

Fulton County Dashboard totals for 3-14-2022: Tests = 2,833 / Cases = 35 / % Positive = 1.6% / Hosp COVID19 Census = 113 / Deaths = 0



Incident Response Update



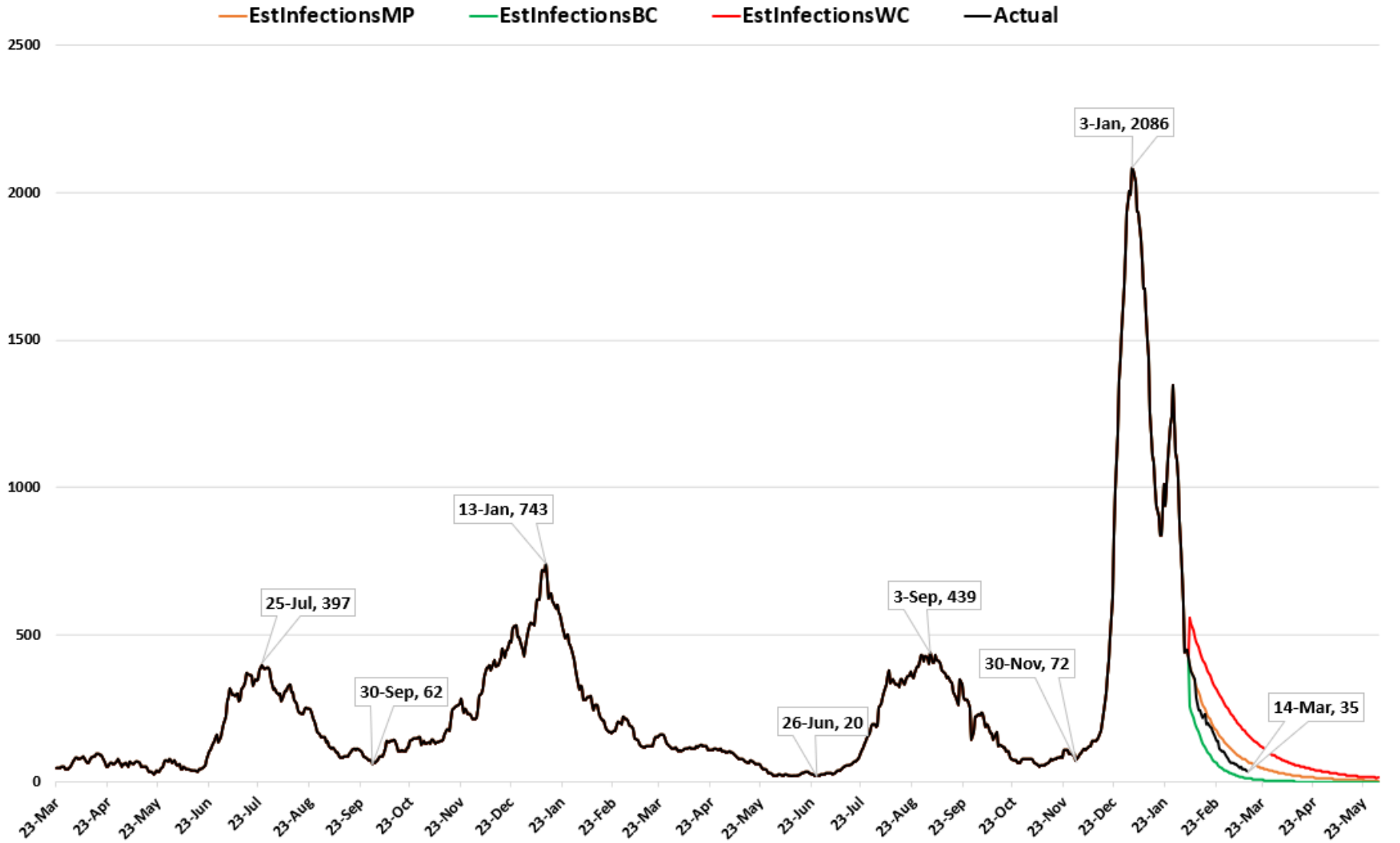
Fulton County SCORECARD 3/14/2022

Metric	Status (7-day average) =*	Metric
Testing (Demand & Capacity)	*2771 ↓	Current capability is 8,000 / day Daily Testing: over 2857 , 1428 -2857, less than 1428
Testing (Results)	12-36 hrs →	Time to receive results: 0 - 48 , 49 - 96, over 96
Cases per 100K	*39.38 ⁹⁹ ↓	Less than 20 , 20 – 74 a day, 75 to 199 , over 200
Fulton positivity rate % +	*1.6% ^{3.5%} ↓	Less than 1% , 1% - 5%, 5% - 10%, over 10%
Hospitalizations COVID census	*131 ²⁵⁶ ↓	Less than 50 , 50 – 200, 201 - 349 , over 350
COVID Admissions per 100K	*3.90 ^{7.80} ↓	< 10 , 10 – 19.9, > 20
% of all staffed beds (COVID)	*2.77% ^{3.78%} ↓	< 10% , 10% – 14.9%, >15%
Hospital Bed Availability	*12.1% *10.6% Adult ↑	Open Beds: over 20% , 15% - 20% , Less 15%
Hospital CCU Bed Availability	*26.0% *23.3% Adult ↑	Open CCU Beds: over 20% , 15% - 20%, less 15%
Hospital Vent Availability	*70.4% ↑	Open Vents: over 25% , 15% - 25%, less 15%
COVID Deaths	*4.0 ^{6.9} ↓	Less than .25 , .25 – 2.5, 2.5 – 5, over 5
Morgue census	*98 ⁹⁰ ↑	Less Than 75 , 75 – 90, over 90
COVID Vaccine Administered Booster	537,459 ^{95%} ↓ 14,169 boosters	More than 75% , 50% - 75%, less than 50%

Incident Response Update



Fulton County Daily Case Rate Projection 3-14-22



VACCINATION RESPONSE



Vaccines administered at Fulton County fixed & mobile sites to date

- **537,459** 1st / 2nd fixed site doses
- **14,169** boosters
- **41,777** mobile doses



INCENTIVES

Offered for 1st & 2nd doses at all BoH / FC fixed and mobile locations

Providing vaccination opportunities at major construction sites

Continued partnership with Fulton County Schools, as well as Atlanta Public Schools

- APS - 2 events in low vaccination uptake areas
- FCS - 1 event in a low vaccination uptake area

Providing vaccination opportunities at McDonalds



Vaccination Rates/Outcomes

Total Doses Administered: 108

Total Doses Administered: 108

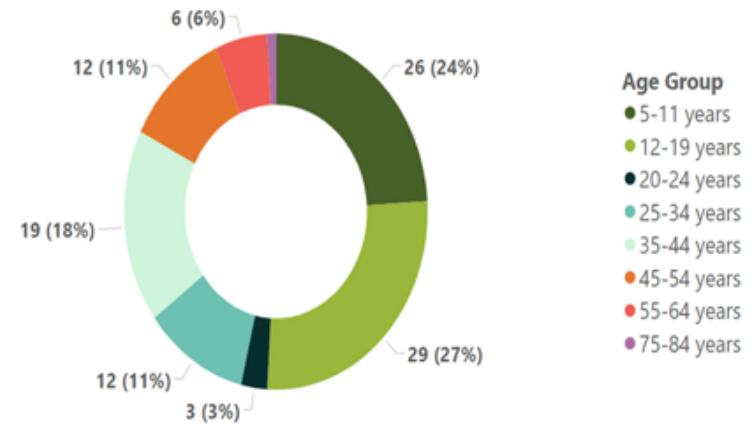
Manufacturer	1 st Dose	2 nd Dose	Booster Dose
Pfizer	53	9	32
Moderna	4	3	3
J&J	2	0	2
Total	59	12	37

Race	Count of Recipients
Other	62
Black or African American	41
White	3
Prefer Not to Report	2

Ethnicity	Count of Recipients
Hispanic/Latino	56
Not Hispanic/Latino	52

Vaccinations by Age Group

Park Lane Elementary School Vaccinations by Age Group February 26th, 2022



Upcoming Sites/Events (03/14- 03/20)

Mar 14	Mar 15	Mar 16	Mar 17	Mar 18	Mar 19	Mar 20
	Zion Hill Baptist Church	Fulton County Government Center	South Fulton Service Center	Fulton County Government Center	Bethany Baptist Church	
	NSPOC	NSPOC	NSPOC	NSPOC	NSPOC	
	Aviation Community Cultural Center	Aviation Community Cultural Center	Aviation Community Cultural Center	Aviation Community Cultural Center	Aviation Community Cultural Center	
	City of Atlanta (City Hall)	Mount Moriah Baptist Church	Impact Church	McDonald's - Hapeville	City of Atlanta (City Hall)	
		Welcoming Atlanta: Central Mobile Home Village Welcoming Atlanta: Sara J. González Memorial Park		Brownie Production		



Vaccination Response



GEORGIA

[Download Published Data](#)

VACCINES ADMINISTERED
 # ADMINISTERED
14,480,573
 # ADMINISTERED PER 100K
139,184

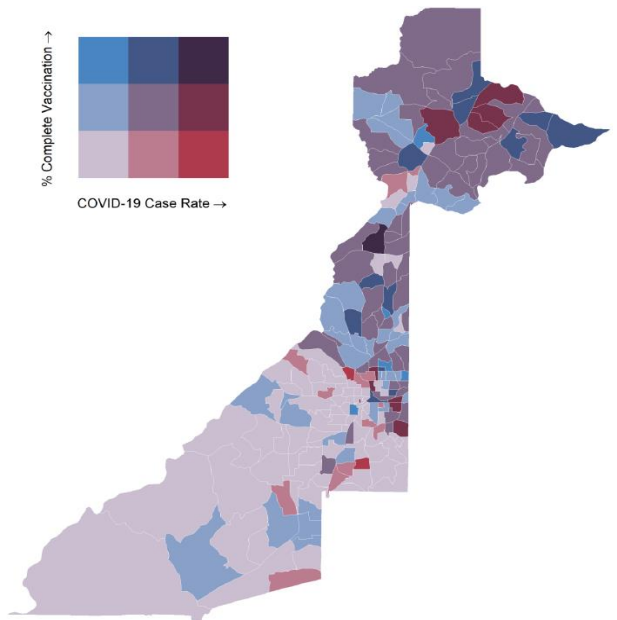
RESIDENTS VACCINATED

At Least One Dose
6,566,117
 % At Least One Dose
63%

Fully Vaccinated
5,777,190
 % Fully Vaccinated
56%

Additional Dose
2,309,332

% Fully Vax with Additional Dose % Additional Dose
39% **22%**



- Fulton County totals for those eligible for vaccination is: 70% one dose & 65% fully vaccinated
- Boosters - 47% of the eligible population is “up to date” (293,091 citizens)

Fulton County

[Download Published Data](#)

VACCINES ADMINISTERED
 # ADMINISTERED
1,575,654
 # ADMINISTERED PER 100K
152,060

RESIDENTS VACCINATED

At Least One Dose
672,108
 % At Least One Dose
65%

Fully Vaccinated
615,758
 % Fully Vaccinated
59%

Additional Dose
293,091

% Fully Vax with Additional Dose % Additional Dose
47% **28%**

At-Home COVID Test Kits

Four Key Assumptions:

1. Public demand for testing has waned, walkup appointments now available
2. Covid-19 positivity rate is trending downward
3. Health equity issues persist, cost and access challenges
4. Federal home test kits are available to ordered by Fulton County residents

Variables	Board of Health	Federal Government	Fulton County
Projected Inventory	62,000	1,000,000,000 (phased delivery)	53,000 (Fulton County) 48,495 (Ryan White) 9,700 (ESG) Total Kit Order : 111,195
Kit Type	Flow Flex/Quidel	iHealth	Quidel
Cost/Funding	\$16.00 per unit/Equity grant (\$750,000)	\$4 billion-Coronavirus Relief Bill	\$10.31 per unit \$546,430- ARPA \$500,000- Ryan White \$100,000-ESG
Consumer Access Points	<ul style="list-style-type: none"> • Libraries • Homeless Shelters • CORE/CBOs • Health Clinics 	<ul style="list-style-type: none"> • Direct to consumer-government website launch 1/19/2022-COVIDtests.gov • School support • Quantity 4 per household • Private insurance reimbursement 8 kits per month • Medicare, Spring 2022 	<ul style="list-style-type: none"> • 15 Library pickup sites • Senior Centers • CSP Partners for Health Equity Goals • Faith Partners for Health Equity Goals • HIV Care Providers • Homeless Services Providers • County Employees
Target Population	Fulton County residents with emphasis on southern part of county, health equity goals	U.S. households	Fulton County residents with emphasis on equity targets



Questions?





Fulton County Government Reopening Plan

Gating Criteria

Reopening Indicators

CASES



Downward trajectory in the 7-day average of new positive tests within a 14-day period, and positivity rate below 5%

VAX OR TEST

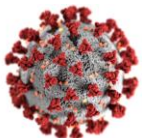


Ability to vaccinate employees to 80% goal and to test employees who choose alternative with results within 48-72 hours

EQUIPMENT



PPE and supplies for all employees interacting with public.



**Satisfy Before Proceeding to Phased Comeback*

COVID POSITIVE EMPLOYEES

February 27, 2022 - March 12, 2022

**NO NEW
CASES
REPORTED**

COVID POSITIVE EMPLOYEES

CUMULATIVE			
DEPARTMENT	POSITIVE	DEPARTMENT	POSITIVE
ARTS/COOPERATIVE EXT	1	MAGISTRATE COURT	6
BHDD	8	MEDICAL EXAMINER	8
BOARD OF HEALTH	28	POLICE	17
BOARD OF COMMISSIONERS	5	PROBATE COURT	10
COUNTY ATTORNEY	4	PUBLIC DEFENDER OFFICE	32
COUNTY MANAGER	7	PUBLIC WORKS	71
COUNTY MARSHAL	27	PURCHASING	7
COMMUNITY DEVELOPMENT	3	REGISTRATION & ELECTIONS	11
DISTRICT ATTORNEY	17	SENIOR SERVICES	33
DCRC	1	SHERIFF	8
DREAM	43	SOLICITOR GENERAL	19
EMERGENCY MANAGEMENT	2	STATE COURT-ALL JUDGES	3
EMERGENCY SERVICES	54	STATE COURT-GENERAL	9
EXTERNAL AFFAIRS	9	SUPERIOR COURT-ALL JUDGES	5
FINANCE	27	SUPERIOR COURT-CLERK	84
HUMAN RESOURCES	3	SUPERIOR COURT-GENERAL	49
INFORMATION TECHNOLOGY	12	TAX ASSESSOR	60
JUVENILE COURT	32	TAX COMMISSIONER	80
LIBRARY	51	GRAND TOTAL	847

Updates on Service Delivery Models

- **Senior Services:**
 - Congregate dining, To Go meals, on-site classes. Virtual programming and wellness checks continue.
- **Library Operations:**
 - These services will continue as currently being delivered
- **Behavioral Health and Developmental Disability Services:**
 - Mental Health Services will continue in person services
 - Developmental Disabilities in person services, transportation, meals
- **Administrative Services:**
 - Encourage the utilization of teleworking when possible
- **Tax Commissioner Offices:**
 - All Locations Open



Protocol Update:

Facilities:

- Implemented mask policy that strongly encourages use of masks by visitors and employees except in tax offices, jail and clinical settings which are still required.

Courts:

- Continue to require masks and eliminates social distancing requirements.
- Continued use of virtual for jury selections.

STAY HEALTHY FULTON!



Masks and Social Distancing Encouraged





Fulton County Government

Project ORCA Updates

FULTON COUNTY GOVERNMENT

Project ORCA

COVID-19 CASE REDUCTION

AGENDA

01 PROJECT OVERVIEW

02 HIRING PROGRESS

03 CASE DISPOSITION PROGRESS

04 PROJECT ORCA CLOSED & PENDING CASES
Superior Court
State Court

05 PROCESS ENHANCEMENTS
Evening Hearing Pilot

06 OVERALL PROGRESS

Project Overview

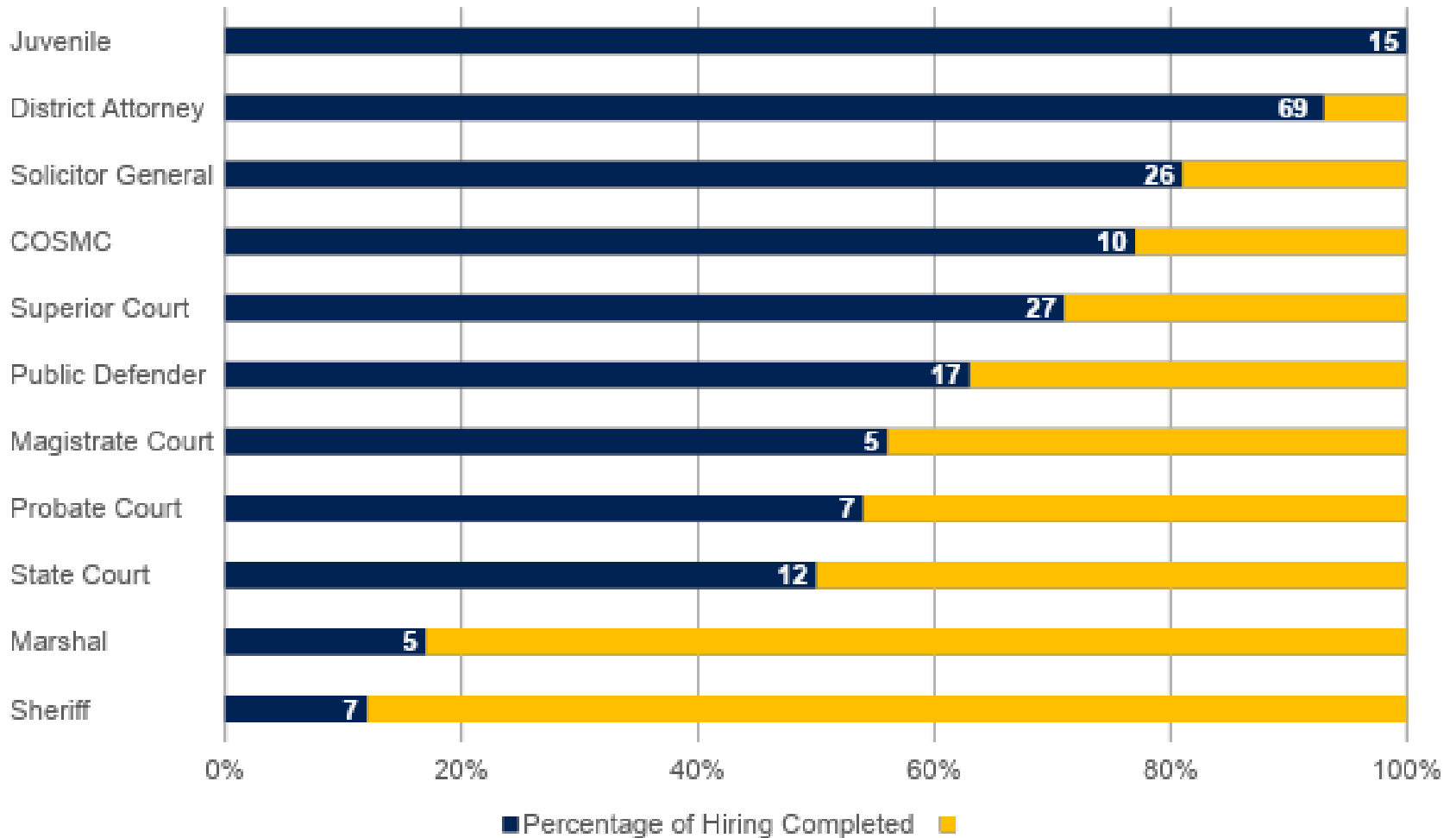
Since the beginning of COVID-19, the Fulton County Court System has amassed a significant and unprecedented level of cases. Project ORCA will address this challenge by utilizing a combination of capacity expansion and productivity enhancement initiatives to expedite the case adjudication process.

Case Accumulation Defined

All cases (hearings, filings, applications) that were initiated before and during the pandemic (including those currently awaiting formal charging or filing) that have been impacted due to current limitations at various stages of the case administration process.

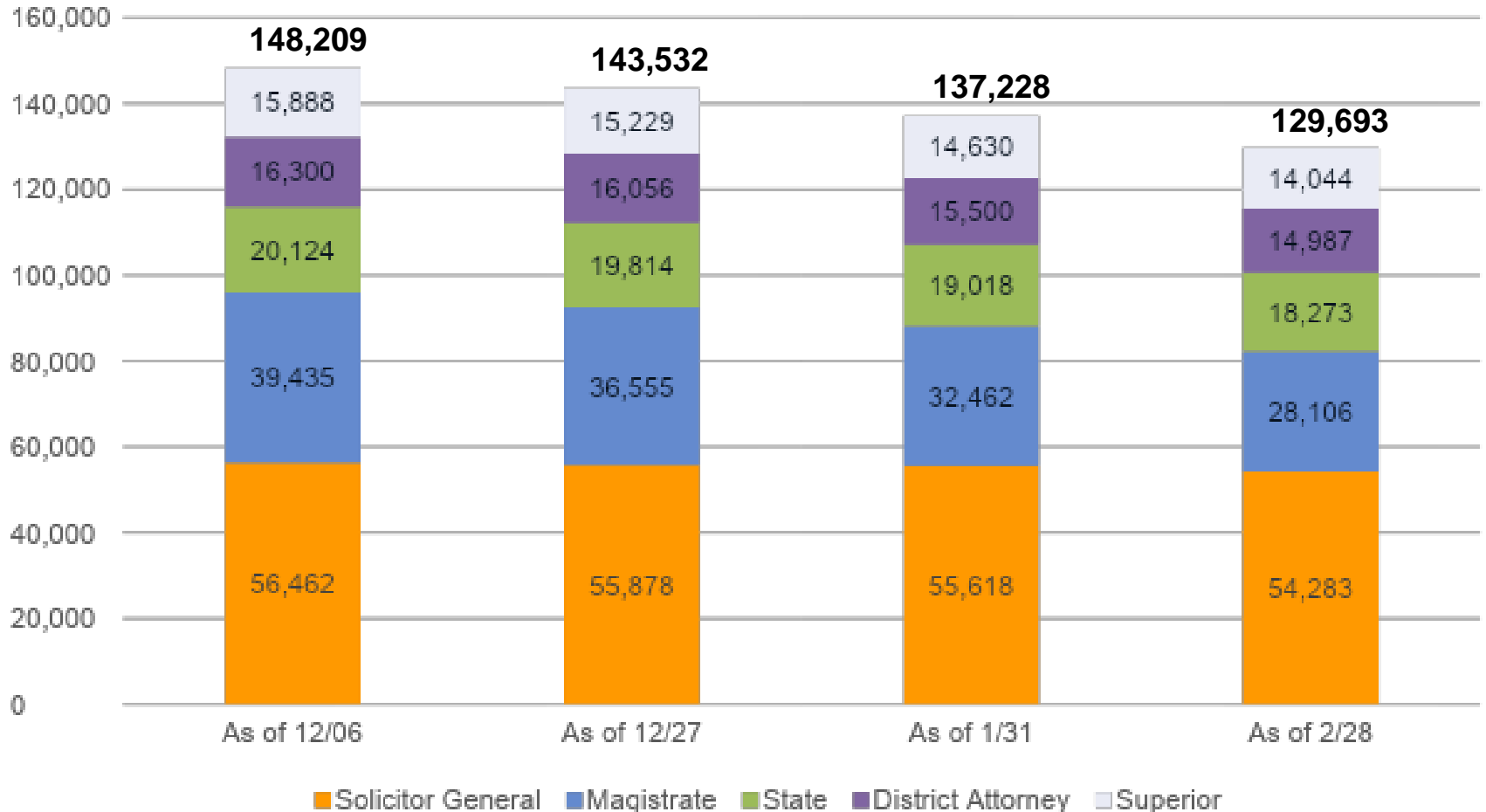
Hiring Progress

Hiring Progress by Department



Case Disposition Progress

Disposition Status by Office

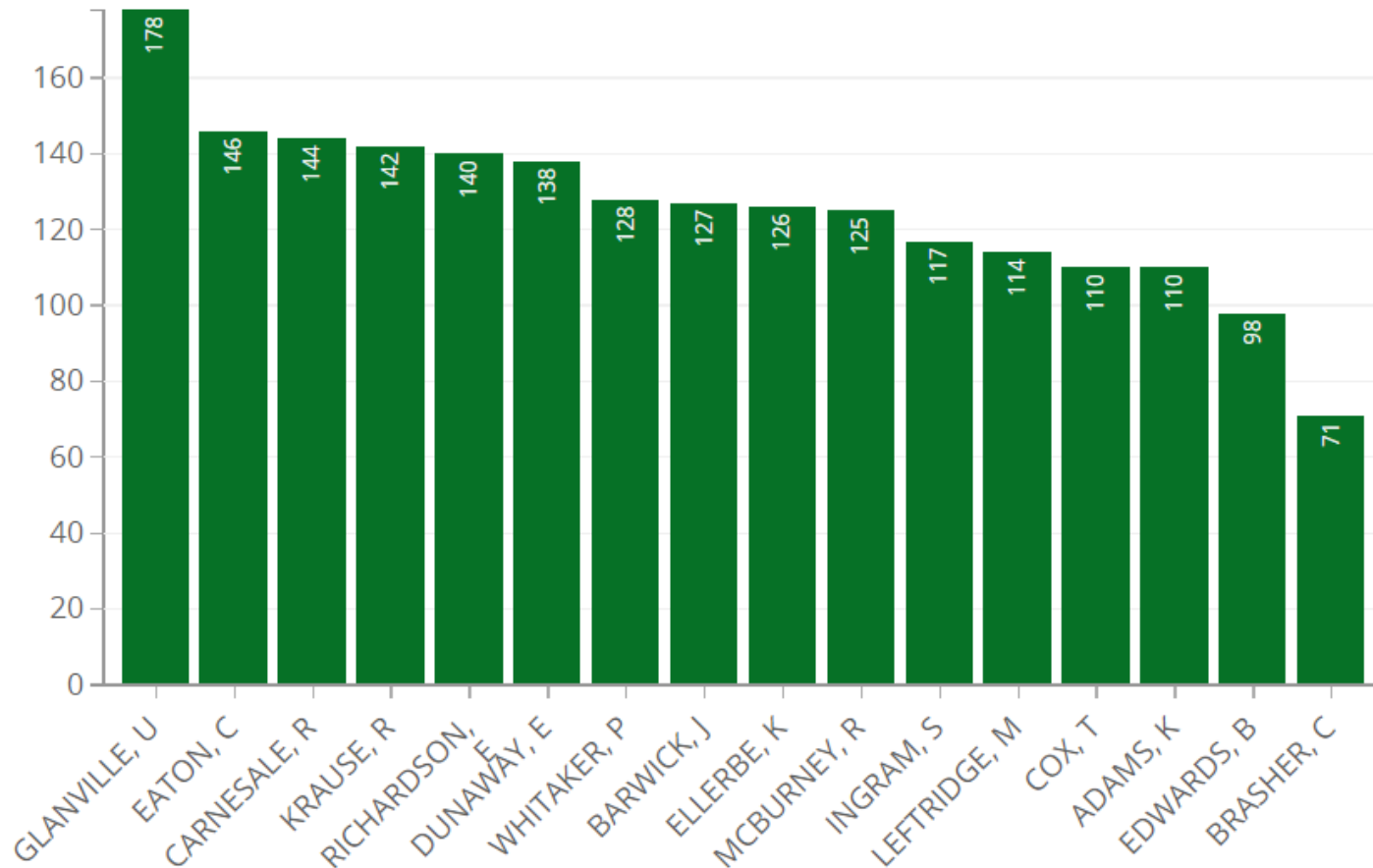


Project ORCA: Superior Court Closed Cases



Project ORCA: Superior Court Closed Cases By Judge

Total; 12/6/2021 to Date

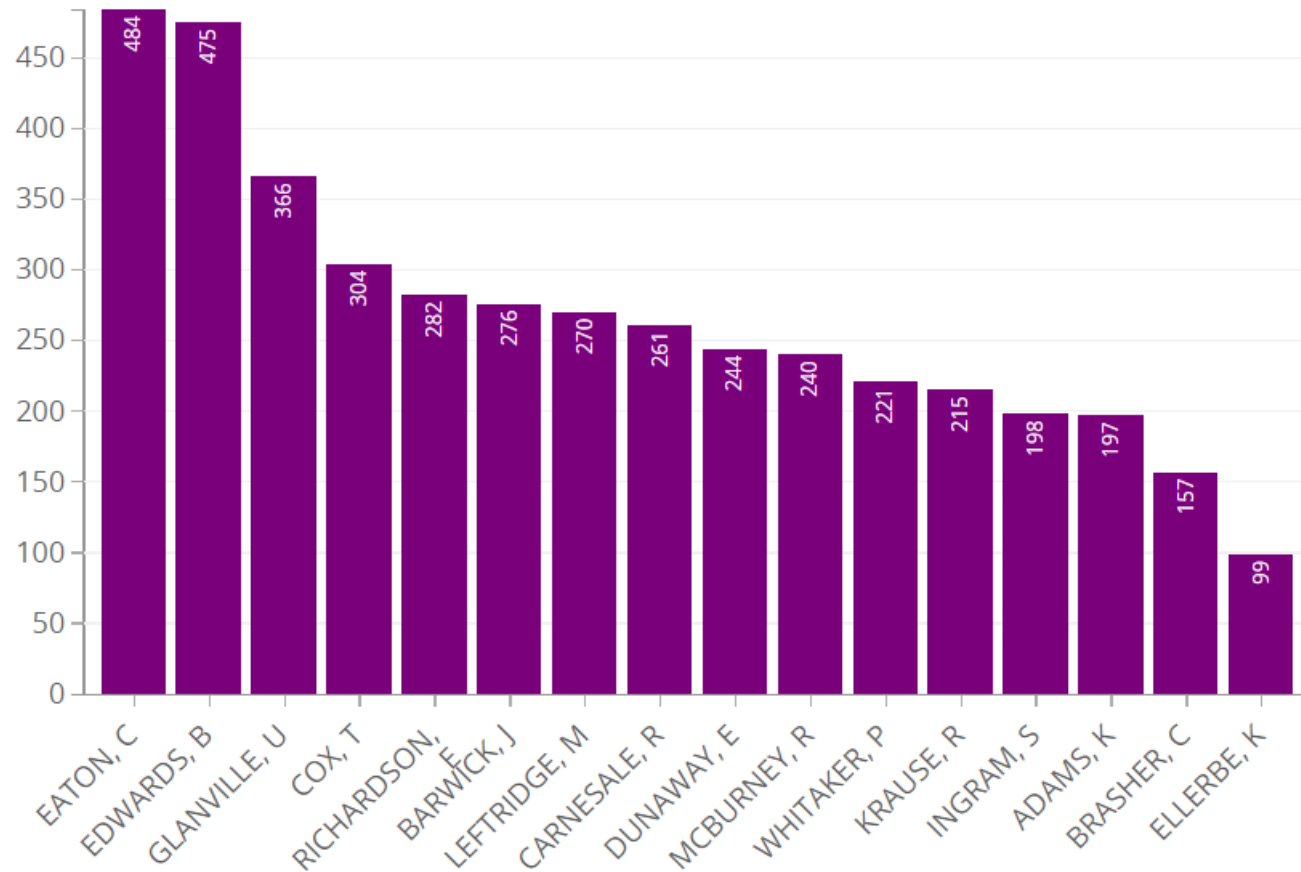


Project ORCA: Superior Court Remaining Pending Cases



Project ORCA: Superior Court Remaining Pending Cases By Judge

Total; 12/6/2021 to Date

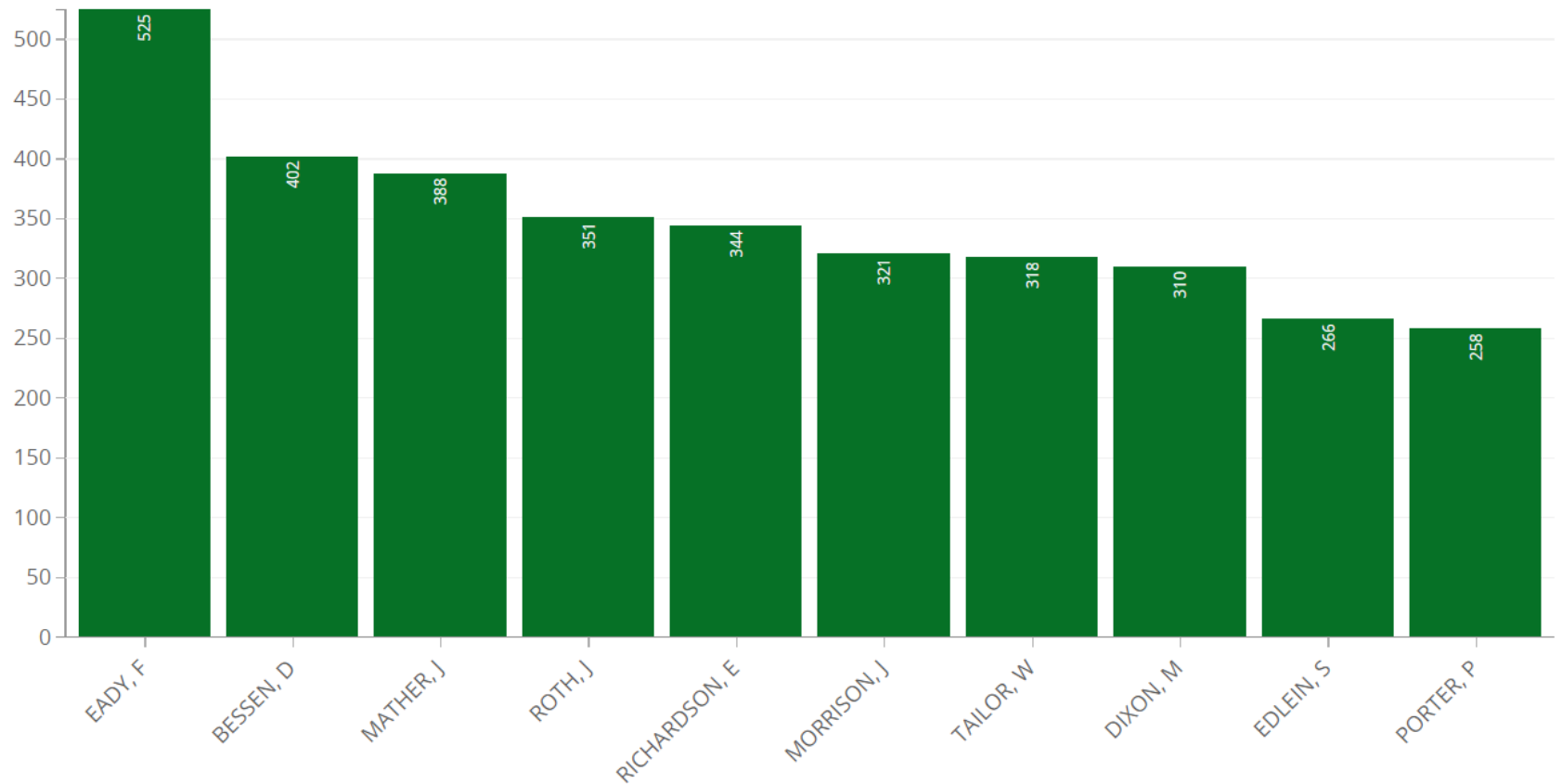


Project ORCA: State Court Closed Cases



Project ORCA: State Court Closed Cases By Judge

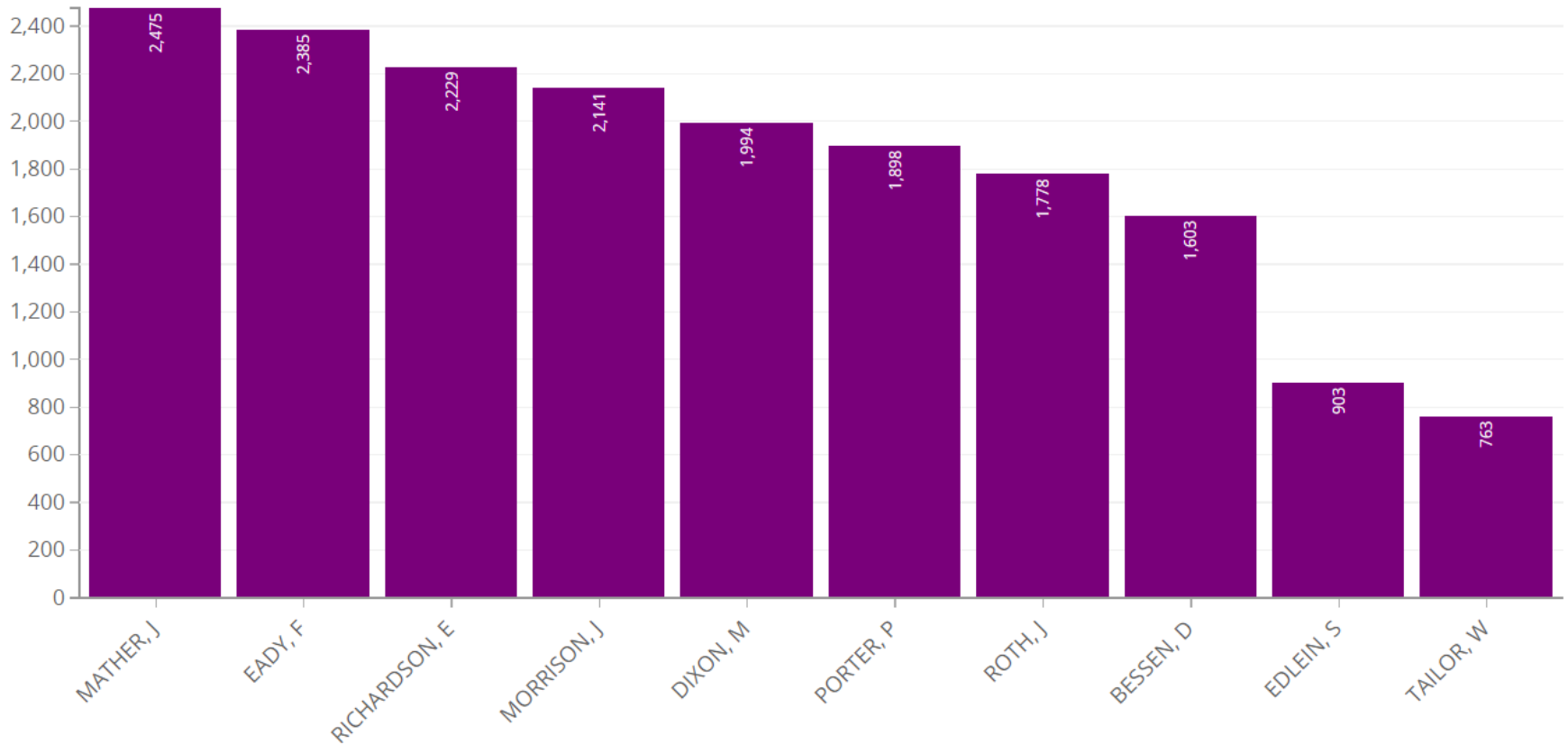
Total; 12/6/2021 to Date



Project ORCA: State Court Remaining Pending Cases

Project ORCA: State Court Remaining Pending Cases By Judge

Total; 12/6/2021 to Date



Evening Hearings



Evening Hearing Pilot Proposal

Goal

Our goal is to increase our bandwidth. To do so, we need to revisit and review our available resources; and restructure our thoughts around time and availability. We need to explore options that will not convolute current processes but provide ample time and space for the increased capacity.

Solution

Remote evening hearings will allow us to increase our bandwidth with minimal stress on our current daytime ZOOM capacity.

We can hear more cases with greater frequency.

Participant Engagement

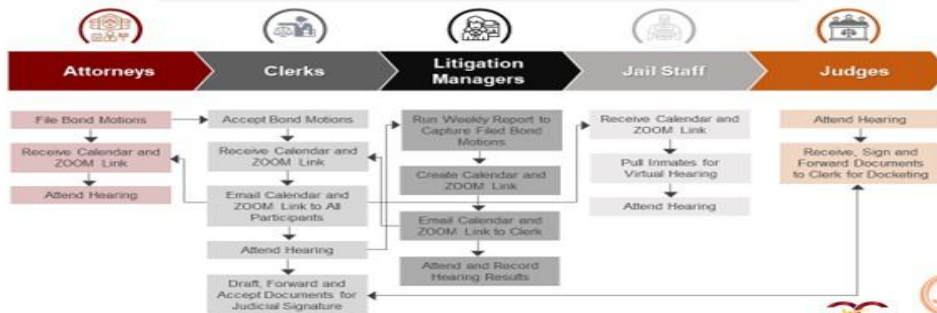
Offices	Responsibilities
Superior Court Administration	Run Odyssey reports to identify cases for scheduling, schedule cases, create ZOOM links, publish calendar with COSMC, attend and record hearing results in Odyssey, create and maintain public access YouTube channel.
COSMC	Publish calendar to all participants, attend hearings; and draft, forward and accept documents for judicial signature.
Sheriff	Ensure inmates are present for hearings, attend and troubleshoot equipment for hearings.
Magistrate Court	Furnish names of judges that will participate, attend hearings and receive; sign and forward documents to COSMC for docketing.

Proposed Details

Requirements	Proposed Resolutions
Start Date	Monday, March 7, 2022
Hearing Days	Mondays, Tuesdays & Thursdays
Hearing Time	5:00 PM – 8:00 PM
Number of Cases Calendared	20 Cases
Courtroom Location	Fully Remote with inmates in Jail ZOOM Room 3
Public Viewing Access	Virtual via YouTube feed

Workflow

Bond Calendaring Workflow



Pilot Goal


We are currently using the Evening Hearing pilot to increase the capacity for bond hearings. It is our desire to address all Motions for Bond within two weeks of filing.

Overall Progress



The Courts and Offices have continued to proceed with process and productivity enhancements making the following accomplishments:

- ✓ 77% of Hiring has been achieved
(excluding Sheriff and Marshal positions)
- ✓ Actively using six newly renovated courtrooms and will be adding additional offsite locations in the next 60 days
- ✓ Prosecutors continue to explore and make use of alternative sentencing and diversion programs to expedite case resolution
- ✓ Launched Evening Hearings to increase the capacity for bond hearings



QUESTIONS



Fulton County Government

Emergency Rental & Mortgage
Assistance Updates

Emergency Rental Assistance

Phase III

PROGRAM UPDATES

REALLOCATION - STATE OF GEORGIA

- Notification from Treasury, approval of additional **\$25MM Voluntary Reallocation of funds**
- 1st \$25MM received
- **Total Reallocation from DCA \$50MM**



Emergency Rental Assistance

Phase III

PROGRAM UPDATES

\$25MM REALLOCATION FUNDING

1352 Households have received assistance

\$10.45MM Reallocation assistance disbursed





QUESTIONS



Emergency Response Reserve & American Rescue Plan Act Funds Update

COVID-19: Recovery Funds Plan

Economic Recovery and
Operational Resiliency Plan

March 16, 2022



Consolidated Covid Response Plan

<i>In Millions \$</i>	3.13.2022	3.13.2022	3.13.2022	Change in Budget	Change in Expenses
	Budget	Commitments	Expenses		
EERF - General Fund	\$ 10.5	\$ 10.5	\$ 10.5	\$ -	\$ -
Communications	1.7	1.7	1.6	-	-
Child Care / Healthcare / Other	0.5	0.5	0.5	-	-
Payment to Employees	6.6	6.6	6.6	-	-
2020 Obligation	1.7	1.7	1.9	-	-
American Rescue Act	221.9	69.7	63.1	0.0	1.5
Health Infrastructure	15.6	-	-	-	-
Pandemic Proof County Facilities	28.0	1.7	0.5	-	-
Day Porters / Cleaning	2.6	2.5	1.1	-	0.0
Child Care	0.7	0.3	0.3	-	-
Other Emergencies	0.8	0.4	0.2	-	0.0
Premium Pay for Employees	3.4	3.4	3.4	-	-
PPE- County Employees	5.0	3.1	2.0	-	0.1
Court Backlog Project	75.0	10.8	9.2	-	1.1
Information Tech - Virtual Support	8.0	0.8	0.7	-	-
Safety Net Services - CSP	8.1	6.9	6.9	-	(0.1)
Diversion Center	1.7	-	-	-	-
Employees Covid Healthcare	4.0	-	-	-	-
General Administration	1.0	-	-	-	-
Long Term Revolving Loan Program	3.9	-	-	-	-
Food Insecurity	6.0	1.7	1.4	-	0.2
Job Training	2.0	0.4	0.4	-	-
ERAP 2 & High Need	29.0	29.0	28.5	-	0.2
ERAP -1 and 2 Additional Operational Costs	8.6	7.2	7.2	-	0.0
Testing Vaccination	17.4	1.0	0.9	-	0.0
Vaccine Incentive Program	1.2	0.4	0.4	-	-
Consolidated Appropriations Act	18.0	17.9	17.8	-	0.1
ERAP 1	18.0	17.9	17.8	-	0.1
ERAP Reallocation	25.0	10.1	10.1	-	3.0
ERAP 4	25.0	10.1	10.1	-	3.0
FEMA Related Expenses	27.4	\$ 27.3	\$ 23.1	0.1	1.2
Total	\$ 302.9	\$ 135.5	\$ 124.6	0.1	5.9
Reserve	\$ 26.3				

Cash Flow Projections – COVID 19 Response

Cash Flow Projection COVID-19 Response

In Millions \$

Uses of Funds		2021	2022	2023	2024	Total
A	EERF - General Fund	10.5	-	-	-	10.5
B	American Rescue Act	51.8	106.2	61.4	2.6	221.9
C	Consolidated Appropriations Act	17.4	0.6	-	-	18.0
D	ERAP Reallocation	-	25.0	-	-	25.0
E	FEMA Related Expenses	21.2	6.1	-	-	27.3
Projected Annual Uses		\$ 100.9	\$ 137.9	\$ 61.4	\$ 2.6	\$ 302.7
Sources of Funds		2021	2022	2023	2024	Total
A	EERF	10.5	16.4			26.9
B	American Rescue Act	128.4	103.4			231.8
C	Consolidated Appropriation Act	18.0				18.0
D	ERAP Reallocation	-	25.0			25.0
E	FEMA Reimbursement at 100% over 3 years	5.9	2.6	5.1	13.7	27.3
Projected Annual Sources		\$ 162.8	\$ 147.4	\$ 5.1	\$ 13.7	\$ 329.0
Cash Balance EOY - 100% FEMA Reimbursement		61.9	71.4	15.1	26.3	26.3
Cash Balance EOY - 50% FEMA Reimbursement		61.3	75.9	19.6	17.1	17.1



QUESTIONS



Minority Banking and Business Support

Minority Business Support Efforts

	PROGRAM 1	PROGRAM 2
Department	Finance	Economic Development (Select Fulton)
Program	Minority Bank Deposits	Small Business Loans
Funding	\$10,000,000	\$3,900,000
Impact	2 Minority Owned Banks; Principal + Interest	70 Small Businesses
Funding Source	General Fund	ARPA

COVID Response - Minority Bank Deposits



\$10.0M – 2 Minority Owned Banks

Type of Investment	6 Months CD (MATURITY DATE)
Collateral	State Sponsored CDARS Program and Federal Home Loan Bank Security Papers
Return on Investments	Principal Amount of \$10 Million plus Interest Earned
Nature of Investments	Open Investment in Instruments with Guaranty for Principal and Return on County Investment

COVID Response – Select Fulton



Fulton County COVID-19 Revolving Loan Program \$3.9M – 70+ Small Businesses Supported

Loans

- Range: \$50,000 - \$100,000;
- Declines in revenues due to pandemic


Eligibility

- Fulton County Small Business (non-City of Atlanta)
- **Prioritization:**
 - Minority or Female Ownership
 - High COVID Impacted Industry
 - Performing Arts; Food Service; Film/Music; Education;

NEW - Technical Assistance and Counseling Requirement

- financial management
- post Covid planning
- marketing strategies
- management techniques
- credit building





QUESTIONS