



Agenda Item Summary

BOC Meeting Date
12/19/2018

Requesting Agency

Real Estate and Asset Management

Commission Districts Affected

All Districts

Requested Action *(Identify appropriate Action or Motion, purpose, cost, timeframe, etc.)*

Request approval of lowest responsible bidders - Department of Real Estate and Asset Management, 18ITB113946C-BKJ, Janitorial Services for Selected Fulton County Facilities (Groups E, F, G, H & I) in the total amount of \$896,984.00 with: (A) Chi-ADA Corporation, (Atlanta, GA) in the amount of \$211,677.00; (B) Quality Cleaning Services, Inc. (Douglasville, GA) in the amount of \$298,640.00; (C) Diversified Maintenance-RWS, LLC, (Birmingham, AL) in the amount of \$238,822.00; and (D) Chameleon Professional Services (Atlanta, GA) in the amount of \$147,845.00, to provide the highest quality cleaning services for selected Fulton County facilities. Effective dates: January 1, 2019, through December 31, 2019, with two renewal options.

Requirement for Board Action *(Cite specific Board policy, statute or code requirement)*

In accordance with Purchasing Code Section 102-373, all competitive sealed bids of more than \$49,999.99 shall be forwarded to the Board of Commissioners for approval.

Is this Item related to a Strategic Priority Area? *(If yes, note strategic priority area below)*

Yes All People trust government is efficient, effective, and fiscally sound

Is this a purchasing item?

Yes

Summary & Background

(First sentence includes Agency recommendation. Provide an executive summary of the action that gives an overview of the relevant details for the item.)

Scope of Work: These contracts provide general cleaning for selected Fulton County facilities (Groups E, F, G, H & I) for the Department of Real Estate and Asset Management (DREAM).

The janitorial contractors shall furnish all materials, labor, tools, janitorial equipment, cleaning supplies, restroom supplies (including feminine products, soap, toilet seat covers, toilet tissue, paper towels, and other required supplies) and equipment necessary to provide the highest quality janitorial services at these facilities which consists of:

- **Chi-ADA Corporation: LLC:** - Group E: (South Libraries) consists of 14 facilities (Adams Park, Cleveland, College Park, East Point, Fairburn, Hapeville, South Fulton, Southwest Regional, Washington Park, West End, Wolf Creek, Palmetto, Metropolitan and Southeast Atlanta Libraries) and one (1) parking area (South Fulton Parking Deck) with a total of 205,892 cleanable sq. ft.
- **Quality Cleaning Services, Inc.:** - Group F: (Other Offices North) - consists of one (1) facility (Drug Court Training Center) and Group G (South Senior Centers) eight facilities (HJC Bowden, Camp Truitt, Palmetto, Quality Living services, Hapeville, Camp Truitt 4-H Ed Center, New Beginnings and Southeast Senior Centers with a total of 92,008 cleanable sq. ft.

Agency Director Approval		County Manager's Approval
Typed Name and Title Felicia Strong-Whitaker, Director	Phone (404) 612-5800	
Signature	Date	

Revised 03/12/09 (Previous versions are obsolete)

- **Diversified Maintenance-RWS, LLC:** - Group F (Other Offices South) consists of three (3) facilities (Public Safety Training Center, Transportation & Construction and Fulton Clubhouse for Youth) and Group I (Service Centers) two (2) facilities (North & South Service Centers) with a total of 121,148 cleanable sq. ft.
- **Chameleon Professional Services:** - Group H (Arts Centers) consists of five (5) facilities (Cliftondale Multipurpose Center, Southwest Arts, West End Arts, Hammond House and Aviation Community Cultural Center) with a total of 89,783 cleanable sq. ft.

Community Impact: The overall community impact is to provide clean and sanitary facilities for the selected facilities.

Department Recommendation: The Department of Real Estate and Asset Management recommends approval of the lowest bidders to provide the highest quality of cleaning services for the selected Fulton County facilities, which consists of: Groups E: (South Fulton Libraries); F: (Other Offices North) & (Other Offices South); G: (South Senior Centers); H: (Art Centers); and I: (North & South Service Centers) for fiscal year 2019. The recommendation is based on the overall lowest responsive and responsible bidder per Group complying with the provisions of this ITB.

1. Procedure for Recommendation:

The recommendation was based on the bidders' calculation cost per cleanable square footage for each facility within that group to include day porter services, premium annual events and all cleaning and restroom supplies to determine the lowest responsive and responsible bidder(s) for a total annual cost for each of the six (6) groups.

The recommendation, also, is based upon experience with previous cleaning contracts and consultations with other organizations within the cleaning industry. The goal of this process is to award County cleaning contracts to reliable and responsible companies that are financially sound, with sufficient management expertise and cleaning experience to provide excellent quality service in return for the County funds expended.

2. Evaluation Process:

The Department received and evaluated eight (8) bid responses to the solicitation for the six (6) facility groups.

Group E (South Fulton Libraries):

The apparent lowest responsive bidder for Group E (South Libraries) and the incumbent was deemed non-responsible due to past performance on the previous contract. This company is currently on a Performance Improvement Plan to improve their overall performance and address their ability to clean all Facilities on a consistent basis. They have received less than satisfactory performance ratings throughout the current contract. Chi-Ada, the next lowest responsive and responsible bidder, has successfully cleaned the libraries on the previous County's janitorial contracts (see CPR). For this reason, we recommend award to Chi-Ada for submitting the most responsible and responsive bid (\$196,680.00) for Group E (Libraries).

Group F (Other Offices North) & (Other Offices South):

The apparent lowest responsive bidders for Group F (North) were both deemed non-responsible due to past performance on the previous contract, both companies have been placed on Performance Improvement Plans during their current tenure with Fulton County. Quality Cleaning is the next most responsible and responsible bidder and has successfully cleaned several County facilities in the past. For this reason, we recommend award to Quality Cleaning for submitting the most responsible and responsive bid (\$71,604.00) for Group F (North).

The apparent lowest responsive bidder for Group F was deemed non-responsible due to past performance on the previous contract. This company is currently on a Performance Improvement Plan to improve their overall performance and address their ability to clean all Facilities on a consistent basis. They have received less than satisfactory performance ratings throughout the current contract. Diversified Maintenance is the next most responsible and responsible bidder and a seasoned Contractor that has successfully cleaned Fulton County Buildings in the past. Therefore, we recommend award to Diversified for submitting the most responsible and responsive bid (\$49,774.00) for Group F (South).

Group G (South Senior Centers):

Property Choice was the apparent lowest responsive bidder for Group G (South); was deemed non-responsible due to past performance on the previous contract. This company is currently on a Performance Improvement Plan to improve their overall performance and address their ability to clean all Facilities on a consistent basis. They have received less than satisfactory performance ratings throughout the current contract. Quality Cleaning is the next lowest responsive and responsible bidder who has successfully cleaned the South Senior Centers in the past. Therefore, we recommend award to Quality for submitting the most responsible and responsive bid (\$205,877.04) for Group G (South).

Group H (Arts Center):

Chameleon Professional Services submitted the lowest responsive and responsible bid for Group H. Therefore, we recommend award to Chameleon for submitting the most responsible and responsive bid (\$137,370.08) for Group H (Arts).

Group I (North and South Service Centers):

The apparent lowest responsive bidder for Group I (Service Centers); was deemed non-responsible due to past performance on a previous contract. This company is currently on a Performance Improvement Plan to improve their overall performance and address their ability to clean all Facilities on a consistent basis. They have received less than satisfactory performance ratings throughout the current contract. Diversified Maintenance is the next lowest responsive and responsible bidder, who has successfully cleaned similar Fulton County facilities in the past. Therefore, we recommend award to Diversified for submitting the most responsible and responsive bid (\$170,913.04) for Group I (Service Centers).

3. Conclusion:

After careful review, we have recommend the awarding of janitorial services contracts for selected

Fulton County facilities for FY2019 to Chi-Ada Corporation for Group E (South Fulton Libraries); Quality Cleaning Services for Groups F (Offices North) and G (South Senior Centers); Diversified for Groups F (Offices South) and I (North & South Service Centers); and Chameleon Professional for Group H (Arts Centers) for a total cost of \$896,984. The total cost includes a 2.5% CPI and 5% contingency.

Project Implications: These contracts are design to provide and maintain sustainable clean and sanitary County facilities. The effective cleaning program is critical component to keeping a healthy and productive environment.

Community Issues/Concerns: None that the Department is aware of.

Department Issues/Concerns: If these contracts are not approved, the Department will not be able to provide janitorial services for selected County facilities.

History of BOC Agenda Item: New Procurement.

Contract Compliance Information*(Provide Contractor and Subcontractor details.)*

(A)
Contract Value: \$211,677.00
Prime Vendor: Chi-ADA Corporation
Prime Status: African American Male Business Enterprise -Non-Certified
Location: Atlanta, GA
County: Fulton County
Prime Value: \$211,677.00
Subcontractor: None

Total Contract Value: \$211,677.00 or 100.00%
Total M/FBE Value: \$211,677.00 or 100.00%

(B)
Contract Value: \$298,640.00
Prime Vendor: Quality Cleaning Services, Inc.
Prime Status: African American Male Business Enterprise-Certified
Location: Douglasville, GA
County: Douglas County
Prime Value: \$298,640.00 or 100.00%
Subcontractor: None

Total Contract Value: \$298,640.00 or 100.00%
Total M/FBE Value: \$298,640.00 or 100.00 %

(C)
Contract Value: \$238,822.00
Prime Vendor: Diversified Maintenance-RWS, LLC
Prime Status: Non-Minority
Location: Birmingham, AL

Continued

County: Jefferson County
Prime Value: \$238,822.00
Subcontractor: None

Total Contract Value: \$238,822.00 or 100.00%
Total M/FBE Value: \$-0-

(D)
Contract Value: \$147,845.00
Prime Vendor: Chameleon Professional Services
Prime Status: African American Female Business Enterprise Non-Certified
Location: Atlanta, GA
County: Fulton County
Prime Value: \$147,845.00
Subcontractor: None

Total Contract Value: \$147,845.00 or 100.00%
Total M/FBE Value: \$147,845.00 or 100.00%

Grand Contract Value: \$896,984.00 or 100.00%
Grand M/FBE Value: \$658,162.00 or 73.37%

18-1017

Solicitation Information	NON-MFBE	MBE	FBE	TOTAL
No. Bid Notices Sent:	3	26	64	93
No. Bids Received:	2	4	2	8

Total Contract Value	\$896,984.00 or 100.00%
Total M/FBE Values	\$658,162.00 or 73.37%
Total Prime Value	\$896,984.00 or 100.00%

Fiscal Impact / Funding Source *(Include projected cost, approved budget amount and account number, source of funds, and any future funding requirements.)*
 100-520-5221-1176: General, Real Estate and Asset Management, Cleaning Services- \$896,984
 "Subject to availability of funding adopted for FY2019 by BOC"

Exhibits Attached *(Provide copies of originals, number exhibits consecutively, and label all exhibits in the upper right corner.)*
Exhibit 1: Bid Tabulation
Exhibit 2: Contractor's Performance Reports
Exhibit 3: Department Recommendation
Exhibit 4: Performance Improvement Plans & CPRs

Source of Additional Information *(Type Name, Title, Agency and Phone)*
 Ellis G. Kirby, LEED AP, CEM, CEFP, Deputy Chief Operation Officer for Infrastructure, (404) 612-5919

Agency Director Approval		County Manager's Approval
Typed Name and Title Felicia Strong-Whitaker, Director	Phone (404) 612-5800	
Signature	Date	

Revised 03/12/09 (Previous versions are obsolete)

Continued

Procurement

Contract Attached: No	Previous Contracts: Yes		
Solicitation Number: 18ITB113946C-BKJ	Submitting Agency: Department of Real Estate and Asset Management	Staff Contact: Harry Jordan	Contact Phone: (404) 612-5933

Description: Approval of the lowest bidders to provide janitorial services for selected Fulton County facilities (groups E, F, G, H & I).

FINANCIAL SUMMARY

Total Contract Value:		MBE/FBE Participation:	
Original Approved Amount: .		Amount: .	%. .
Previous Adjustments: .		Amount: .	%. .
This Request: \$896,984.00		Amount: \$658,162.00	73.37%. .
TOTAL: \$896,984.00		Amount: .	%. .

Grant Information Summary:

Amount Requested: .	<input type="checkbox"/>	Cash
Match Required: .	<input type="checkbox"/>	In-Kind
Start Date: .	<input type="checkbox"/>	Approval to Award
End Date: .	<input type="checkbox"/>	Apply & Accept
Match Account \$: .		

Funding Line 1: 100-520-5221-1176: \$896,984.00 "Subject to availability of funding adopted for FY2019 by BOC"	Funding Line 2: .	Funding Line 3: .	Funding Line 4: .
---	-----------------------------	-----------------------------	-----------------------------

KEY CONTRACT TERMS

Start Date: 1/1/2019	End Date: 12/31/2019
Cost Adjustment: .	Renewal/Extension Terms: .

ROUTING & APPROVALS

(Do not edit below this line)

X	Originating Department:	Kirby, Ellis	Date: 11/15/2018
X	County Attorney:	Stewart, Derval	Date: 12/10/2018
X	Purchasing/Contract Compliance:	Strong-Whitaker, Felicia	Date: 12/10/2018
X	Finance/Budget Analyst/Grants Admin:	Whitted, Ivan	Date: 11/16/2018
.	Grants Management:	.	Date: .
X	County Manager:	Anderson, Dick	Date: 12/11/2018

BID TABULATION SHEET

BID NUMBER# 18ITB113946C-BKJ OPENING DATE: 10/10/2018 PAGE NUMBER: 1 of 8

BID DESCRIPTION: Janitorial Services for Selected Fulton County Facilities (Groups E, F, G, H & I)

REQUESTING DEPARTMENT: Real Estate and Asset Management

VENDOR CODE		VENDOR CODE		VENDOR CODE		VENDOR CODE		VENDOR CODE	
VENDOR NAME		VENDOR NAME		VENDOR NAME		VENDOR NAME		VENDOR NAME	
American Facility Services, Inc.		Acsential Technologies dba Acsential Services		Property Choice Realty		Diversified Maintenance-RWS, LLC		Chameleon Professional Services	
ADDRESS		ADDRESS		ADDRESS		ADDRESS		ADDRESS	
1325 Union Industrial Court, Suite A Alpharetta, GA 300004		2950 Stone Hogan Connector Road SW Building 5 Atlanta, GA 30331		2870 Peachtree Road #244 Atlanta, GA 30305		331 First Avenue North Birmingham, AL 35204		2980 Herron Lane S.W Atlanta, GA 30399	
TELEPHONE		TELEPHONE		TELEPHONE		TELEPHONE		TELEPHONE	
(770) 740-1613		(404) 349-9030		(678) 758-1983		(205) 251-9249		(404) 618-0199	
CONTACT:		CONTACT:		CONTACT:		CONTACT:		CONTACT:	
Kevin McCann		Courtney Collins		Regina Curtis		Larry McAlpin		Matthew Ellington	

NON RESPONSIVE VENDORS AND OTHER INFORMATION

No	Building	Sq. Ft.	Sq. ft Cost	Monthly Cost	Term- 12 Months	Annual Cost	Sq. ft Cost	Monthly Cost	Term- 12 Months	Annual Cost	Sq. ft Cost	Monthly Cost	Term- 12 Months	Annual Cost	Sq. ft Cost	Monthly Cost	Term- 12 Months	Annual Cost	Sq. ft Cost	Monthly Cost	Term- 12 Months	Annual Cost
GROUP E (South Fulton Libraries) Original Term-2019																						
1	Arms Park Library	7,500																				
T	t.	6,300	\$0.143	\$900.00	12	\$10,800.00	\$0.074	\$466.20	12	\$5,594.40	\$0.080	\$504.00	12	\$6,048.00	\$1.8290	\$989.28	12	\$11,871.36	No Bid	No Bid	12	No Bid
2	Library	13,000																				
T	t.	10,920	\$0.119	\$1,300.00	12	\$15,600.00	\$0.074	\$808.08	12	\$9,696.96	\$0.080	\$873.60	12	\$10,483.20	\$1.8338	\$1,718.37	12	\$20,620.44	No Bid	No Bid	12	No Bid
3	ark Library	7,500																				
T	t.	6,300	\$0.143	\$900.00	12	\$10,800.00	\$0.074	\$466.20	12	\$5,594.40	\$0.080	\$504.00	12	\$6,048.00	\$1.8290	\$989.28	12	\$11,871.36	No Bid	No Bid	12	No Bid
4	Library	10,000																				
T	t.	8,400	\$0.131	\$1,100.00	12	\$13,200.00	\$0.074	\$621.60	12	\$7,459.20	\$0.085	\$714.00	12	\$8,568.00	\$2.1580	\$1,555.39	12	\$18,664.68	No Bid	No Bid	12	No Bid
5	ranch Library	9,580																				
T	t.	8,047	\$0.149	\$1,200.00	12	\$14,400.00	\$0.074	\$595.48	12	\$7,145.74	\$0.080	\$643.76	12	\$7,725.12	\$1.8336	\$1,266.62	12	\$15,199.44	No Bid	No Bid	12	No Bid
6	Library	5,000																				
T	t.	4,200	\$0.238	\$1,000.00	12	\$12,000.00	\$0.074	\$310.80	12	\$3,729.60	\$0.080	\$336.00	12	\$4,032.00	\$1.8235	\$657.61	12	\$7,891.32	No Bid	No Bid	12	No Bid
7	on Library	25,300																				
T	t.	21,252	\$0.089	\$1,900.00	12	\$22,800.00	\$0.074	\$951.05	12	\$11,412.58	\$0.085	\$1,806.42	12	\$21,677.04	\$2.1540	\$2,378.84	12	\$28,546.08	No Bid	No Bid	12	No Bid
8	arking Deck	50,000																				
T	t.	42,000	\$0.023	\$950.00	12	\$11,400.00	\$0.074	\$3,108.00	12	\$37,296.00	No Bid	No Bid	12	No Bid	\$0.8080	\$2,913.50	12	\$34,962.00	No Bid	No Bid	12	No Bid
9	Southwest Regional Library	27,270																				
T	t.	22,906	\$0.0830	\$1,900.00	12	\$22,800.00	\$0.074	\$1,695.04	12	\$20,340.53	\$0.085	\$1,947.01	12	\$23,364.12	\$2.1502	\$4,228.73	12	\$50,744.76	No Bid	No Bid	12	No Bid
10	Washington Park Library	7,500																				
T	t.	6,300	\$0.143	\$900.00	12	\$10,800.00	\$0.074	\$466.20	12	\$5,594.40	\$0.080	\$0.080	12	\$6,048.00	\$1.8843	\$989.28	12	\$11,871.36	No Bid	No Bid	12	No Bid
11	West End Library	7,500																				
T	t.	6,300	\$0.143	\$900.00	12	\$10,800.00	\$0.074	\$466.20	12	\$5,594.40	\$0.080	\$0.080	12	\$6,048.00	\$1.8843	\$989.28	12	\$11,871.36	No Bid	No Bid	12	No Bid
12	Wolf Creek Branch Library	25,000																				
T	t.	21,000	\$0.090	\$1,900.00	12	\$22,800.00	\$0.074	\$1,554.00	12	\$18,648.00	\$0.080	\$1,680.00	12	\$20,160.00	\$1.8871	\$3,302.35	12	\$39,628.20	No Bid	No Bid	12	No Bid
13	Palmetto Branch Library	10,000																				
T	t.	8,400	\$0.131	\$1,100.00	12	\$13,200.00	\$0.074	\$621.60	12	\$7,459.20	\$0.080	\$672.00	12	\$8,064.00	\$1.8911	\$1,323.80	12	\$15,885.60	No Bid	No Bid	12	No Bid
14	Metropolitan Branch Library	25,000																				
T	t.	21,000	\$0.090	\$1,900.00	12	\$22,800.00	\$0.074	\$1,554.00	12	\$18,648.00	\$0.080	\$1,680.00	12	\$20,160.00	\$1.8871	\$3,302.35	12	\$39,628.20	No Bid	No Bid	12	No Bid
15	Southeast Atlanta Library	15,000																				
T	t.	12,600	\$0.119	\$1,500.00	12	\$18,000.00	\$0.074	\$932.40	12	\$11,188.80	\$0.080	\$1,008.00	12	\$12,096.00	\$1.8871	\$1,981.41	12	\$23,776.92	No Bid	No Bid	12	No Bid
16	TOTAL COST FOR JANITORIAL SERVICES FOR GROUP E (Line Items #1 thru #15)					\$232,200.00				\$175,402.20				\$160,521.48				\$343,033.08				No Bid

GRAND TOTAL:	\$1,198,302.50 (Groups E, F, G, H & I)	\$930,800.06 (Groups E, F, G, H & I)	\$748,119.98 (Groups E, F, G, H & I)	\$796,321.40 (Groups E, F, G, H & I)	\$290,012.64 (Groups F & H)
BIDS MAILED:	NO RESPONSE:				DATE RECEIVED:
BIDS RECEIVED:	8 NO-BIDS:	CONTACT: Briam Jones APA, Team C			DATE COMPLETED:

Packet Page - 1535-

18-1017

BID TABULATION SHEET

BID NUMBER# 18ITB113946C-BKJ OPENING DATE: 10/10/2018 PAGE NUMBER: 2 of 8

BID DESCRIPTION: Janitorial Services for Selected Fulton County Facilities (Groups E, F, G, H & I)

REQUESTING DEPARTMENT: Real Estate and Asset Management

VENDOR CODE		VENDOR CODE		VENDOR CODE		VENDOR CODE		VENDOR CODE	
VENDOR NAME		VENDOR NAME		VENDOR NAME		VENDOR NAME		VENDOR NAME	
American Facility Services, Inc.		Acsential Technolgies dba Acsential Services		Property Choice Realty		Diversified Maintenance-RWS, LLC		Chameleon Professional Services	
ADDRESS		ADDRESS		ADDRESS		ADDRESS		ADDRESS	
1325 Union Industrial Court, Suite A Alpharetta, GA 300004		2950 Stone Hogan Connector Road SW Building 5 Atlanta, GA 30331		2870 Peachtree Road #244 Atlanta, GA 30305		331 First Avenue North Birmingham, AL 35204		2980 Herron Lane S.W Atlanta, GA 30399	
TELEPHONE		TELEPHONE		TELEPHONE		TELEPHONE		TELEPHONE	
(770) 740-1613		(404) 349-9030		(678) 758-1983		(205) 251-9249		(404) 618-0199	
CONTACT:		CONTACT:		CONTACT:		CONTACT:		CONTACT:	
Kevin McCann		Courtney Collins		Regina Curtis		Larry McAlpin		Matthew Ellington	

NON RESPONSIVE VENDORS AND OTHER INFORMATION

No	Building	Sq. Ft.	Sq. ft Cost	Monthly Cost	Term- 12 Months	Annual Cost	Sq. ft Cost	Monthly Cost	Term- 12 Months	Annual Cost	Sq. ft Cost	Monthly Cost	Term- 12 Months	Annual Cost	Sq. ft Cost	Monthly Cost	Term- 12 Months	Annual Cost	Sq. ft Cost	Monthly Cost	Term- 12 Months	Annual Cost	
	GROUP F (OTHER OFFICES NORTH) Original Term - 2019																						
	Building	Sq. Ft.	Sq. ft Cost	Monthly Cost	Term- 12 Months	Annual Cost	Sq. ft Cost	Monthly Cost	Term- 12 Months	Annual Cost	Sq. ft Cost	Monthly Cost	Term- 12 Months	Annual Cost	Sq. ft Cost	Monthly Cost	Term- 12 Months	Annual Cost	Sq. ft Cost	Monthly Cost	Term- 12 Months	Annual Cost	
	Judicial Court Training Center	18,000																					
	Cleanable Sq. Ft.	15,120	\$0.165	\$2,500.00	12	\$30,000.00	\$0.074	\$1,118.88	12	\$13,426.56	\$0.086	\$1,300.32	12	\$15,603.84	\$1.1876	\$1,496.43	12	\$17,957.16	\$3.0412	\$3,831.93	12	\$45,983.20	
	TOTAL COST FOR JANITORIAL SERVICES GROUP F NORTH (Total Line Items #17 & #19)					\$96,264.00				\$67,281.12				\$55,763.84				\$73,297.64				\$91,966.40	
	Day Porters	Daily Hours	Days Per Year	Hours Per Year	Cost Per Hour	Cost Per Year	Days Per Year	Hours Per Year	Cost Per Hour	Cost Per Year	Days Per Year	Hours Per Year	Cost Per Hour	Cost Per Year	Days Per Year	Hours Per Year	Cost Per Hour	Cost Per Year	Days Per Year	Hours Per Year	Cost Per Hour	Cost Per Year	
	Judicial Court Training Center	16	251	4,016	\$16.50	\$66,264.00	251	4,016	\$13.41	\$53,854.56	251	4,016	\$10.00	\$40,160.00	251	4,016	\$13.78	\$55,340.48	251	4,016	\$11.45	\$45,983.20	
	GROUP F (OTHER OFFICES SOUTH) Original Term - 2019																						
	Building	Sq. Ft.	Sq. ft Cost	Monthly Cost	Term- 12 Months	Annual Cost	Sq. ft Cost	Monthly Cost	Term- 12 Months	Annual Cost	Sq. ft Cost	Monthly Cost	Term- 12 Months	Annual Cost	Sq. ft Cost	Monthly Cost	Term- 12 Months	Annual Cost	Sq. ft Cost	Monthly Cost	Term- 12 Months	Annual Cost	
	Public Safety Training Center	30,470																					
	Cleanable Sq. Ft.	25,595	\$0.094	\$2,400.00	12	\$28,800.00	\$0.074	\$1,894.03	12	\$22,728.36	\$0.86	\$1,834.31	12	\$22,011.70	\$0.7409	\$1,580.23	12	\$18,962.76	\$1.0105	\$2,155.25	12	\$25,863.04	
	Transportation & Construction	Total Sq. ft.																					
	Fulton Clubhouse for Youth	2,969																					
	Cleanable Sq. Ft.	2,494	\$0.261	\$650.00	12	\$7,800.00	\$0.074	\$184.56	12	\$2,214.67	\$0.86	\$178.74	12	\$2,144.84	\$0.4578	\$95.15	12	\$1,141.80	\$0.8056	\$167.44	12	\$2,009.28	
	TOTAL COST FOR JANITORIAL SERVICES	3,204	\$0.242	\$650.00	12	\$7,800.00	\$0.074	\$199.13	12	\$2,389.61	\$0.86	\$182.85	12	\$2,314.26	\$0.7429	\$166.60	12	\$1,999.20	\$2.4027	\$538.81	12	\$6,465.76	
	Day Porters					\$44,400.00				\$27,332.64				\$26,470.80				\$22,103.76				\$34,338.08	
	Public Safety Training Center	8	251	2,008	\$16.50	\$33,132.00	251	2,008	\$13.41	\$53,854.56	251	2,008	\$10.00	\$20,080.00	251	2,008	\$13.78	\$27,670.24	251	2,008	\$12.88	\$25,863.04	
	TOTAL COST FOR JANITORIAL SERVICES FOR GROUP F SOUTH (Total of Line Items #23 & #24)					\$77,532.00				\$81,187.20				\$46,550.80				\$49,774.00				\$60,201.12	

Packet Page - 1536-

GRAND TOTAL:	\$1,198,302.50 (Groups E, F, G, H & I)	\$930,800.06 (Groups E, F, G, H & I)	\$748,119.98 (Groups E, F, G, H & I)	\$796,321.40 (Groups E, F, G, H & I)	\$290,012.64 (Groups F & H)
BIDS MAILED:	NO RESPONSE:				
BIDS RECEIVED:	8 NO-BIDS:	CONTACT: Brian Jones, APA, Team C			
	DATE RECEIVED:			DATE COMPLETED:	

BID TABULATION SHEET																						
BID NUMBER# 181TB113946C-BKJ										OPENING DATE: 10/10/2018			PAGE NUMBER:						3 of 8			
BID DESCRIPTION: Janitorial Services for Selected Fulton County Facilities (Groups E, F, G, H & I)																						
REQUESTING DEPARTMENT: Real Estate and Asset Management																						
VENDOR CODE					VENDOR CODE					CONTACT VENDOR CODE				VENDOR CODE				VENDOR CODE				NON RESPONSE VENDORS AND OTHER INFORMATION
VENDOR NAME					VENDOR NAME					VENDOR NAME				VENDOR NAME				VENDOR NAME				
American Facility Services, Inc.					Acscntal Technologies dba Acscntal Services					Property Choice Realty				Diversified Maintenance-RWS, LLC				Chameleon Professional Services				
ADDRESS					ADDRESS					ADDRESS				ADDRESS				ADDRESS				
1325 Union Industrial Court, Suite A Alpharetta, GA 30004					2950 Stone Hogan Connector Road SW Building 5 Atlanta, GA 30331					2870 Peachtree Road #244 Atlanta, GA 30305				331 First Avenue North Birmingham, AL 35204				2980 Herron Lane S.W Atlanta, GA 30399				
TELEPHONE (770) 740-1613					TELEPHONE (404) 349-9030					TELEPHONE (678) 758-1983				TELEPHONE (205) 251-9249				TELEPHONE (404) 618-0199				
CONTACT: Kevin McCann					CONTACT: Courtney Collins					CONTACT: Regina Curtis				CONTACT: Larry McAlpin				CONTACT: Matthew Ellington				
No	BUILDING	Sq. Ft.	\$/Per Sq. Ft. Cost	Monthly Cost	Premium Cost Per Hour	Annual Cost	\$/Per Sq. Ft. Cost	Monthly Cost	Premium Cost Per Hour	Annual Cost	\$/Per Sq. Ft. Cost	Monthly Cost	Premium Cost Per Hour	Annual Cost	\$/Per Sq. Ft. Cost	Monthly Cost	Premium Cost Per Hour	Annual Cost	\$/Per Sq. Ft. Cost	Monthly Cost	Premium Cost Per Hour	Annual Cost
GROUP G (SOUTH SENIOR CENTERS) Original Term - 2019																						
26	HJC Bowden																					
	Total Sq. Ft.	34,852																				
	Cleanable Sq. Ft. (Less Kitchen)	25,088	\$0.112	\$2,800.00		\$33,600.00	\$0.074	\$1,856.51		\$22,278.14	\$0.86	\$1,797.97		\$21,575.68	No Bid	No Bid	No Bid	No Bid	No Bid	No Bid	No Bid	No Bid
	Premium Event=100 hrs				\$15.00	\$1,500.00			\$15.00	\$1,500.00			\$10.00	\$1,000.00	No Bid	No Bid	No Bid	No Bid	No Bid	No Bid	No Bid	No Bid
27	Camp Truitt																					
	Total Sq. Ft.	5,000																				
	Cleanable Sq. Ft.	4,200	\$0.167	\$700.00		\$8,400.00	\$0.074	\$310.80		\$3,729.60	\$0.86	\$301.00		\$3,612.00	No Bid	No Bid	No Bid	No Bid	No Bid	No Bid	No Bid	No Bid
28	Palmetto																					
	Total Sq. Ft.	10,000																				
	Cleanable Sq. Ft. (Less Kitchen)	8,400	\$0.113	\$950.00		\$11,400.00	\$0.074	\$621.60		\$7,459.20	\$0.86	\$602.00		\$7,224.00	No Bid	No Bid	No Bid	No Bid	No Bid	No Bid	No Bid	No Bid
29	Quality Living Services																					
	Total Sq. Ft.	30,085																				
	Cleanable Sq. Ft.	25,272	\$0.109	\$2,750.00		\$33,000.00	\$0.074	\$1,870.13		\$22,441.54	\$0.86	\$1,811.16		\$21,733.92	No Bid	No Bid	No Bid	No Bid	No Bid	No Bid	No Bid	No Bid
30	Hapeville																					
	Total Sq. Ft.	8,522																				
	Cleanable Sq. Ft.	7,158	\$0.126	\$900.00		\$10,800.00	\$0.074	\$529.69		\$6,356.30	\$0.86	\$512.99		\$6,155.88	No Bid	No Bid	No Bid	No Bid	No Bid	No Bid	No Bid	No Bid
31	Camp Truitt 4-H Ed Ctr																					
	Total Sq. Ft.	5,000																				
	Cleanable Sq. Ft.	4,200	\$0.167	\$700.00		\$8,400.00	\$0.074	\$310.80		\$3,729.60	\$0.86	\$301.99		\$3,612.00	No Bid	No Bid	No Bid	No Bid	No Bid	No Bid	No Bid	No Bid
32	New Beginnings																					
	Total Sq. Ft.	13,400																				
	Cleanable Sq. Ft.	11,256	\$0.133	\$1,500.00		\$18,000.00	\$0.074	\$832.94		\$9,995.33	\$0.86	\$806.68		\$9,680.16	No Bid	No Bid	No Bid	No Bid	No Bid	No Bid	No Bid	No Bid
33	Southeast																					
	Total Sq. Ft.	7,660																				
	Cleanable Sq. Ft.	6,434	\$0.124	\$800.00		\$9,600.00	\$0.074	\$476.12		\$5,713.39	\$0.86	\$461.10		\$5,533.24	No Bid	No Bid	No Bid	No Bid	No Bid	No Bid	No Bid	No Bid
34	TOTAL COST					\$133,200.00				\$81,703.10				\$80,126.88								
Group G South Senior Center (Day Porters)																						
Facilities Name		Daily Hours	Days Per Year	Hours Per Year	Cost Per Hour	Cost Per Year	Days Per Year	Hours Per Year	Cost Per Hour	Cost Per Year	Days Per Year	Hours Per Year	Cost Per Hour	Cost Per Year	Days Per Year	Hours Per Year	Cost Per Hour	Cost Per Year	Days Per Year	Hours Per Year	Cost Per Hour	Cost Per Year
35	Bowden Senior Center	16	251	4,016	\$14.50	\$58,232.00	251	4,016	\$13.41	\$53,854.56	251	4,016	\$10.00	\$40,160.00	251	4,016	No Bid	No Bid	251	4,016	No Bid	No Bid
36	Camp Truitt	5	251	1,255	\$14.50	\$18,197.50	251	1,255	\$13.41	\$16,829.55	251	1,255	\$10.00	\$12,550.00	251	1,255	No Bid	No Bid	251	1,255	No Bid	No Bid
37	Palmetto	5	251	1,255	\$14.50	\$18,197.50	251	1,255	\$13.41	\$16,829.55	251	1,255	\$10.00	\$12,550.00	251	1,255	No Bid	No Bid	251	1,255	No Bid	No Bid
38	Quality Living Services	8	251	2,008	\$14.50	\$29,116.00	251	2,008	\$13.41	\$26,927.28	251	2,008	\$10.00	\$20,080.00	251	2,008	No Bid	No Bid	251	2,008	No Bid	No Bid
39	Hapeville	5	251	1,255	\$14.50	\$18,197.50	251	1,255	\$13.41	\$16,829.55	251	1,255	\$10.00	\$12,550.00	251	1,255	No Bid	No Bid	251	1,255	No Bid	No Bid
40	New Beginnings	5	251	1,255	\$14.50	\$18,197.50	251	1,255	\$13.41	\$16,829.55	251	1,255	\$10.00	\$12,550.00	251	1,255	No Bid	No Bid	251	1,255	No Bid	No Bid
41	Southeast	5	251	1,255	\$14.50	\$18,197.50	251	1,255	\$13.41	\$16,829.55	251	1,255	\$10.00	\$12,550.00	251	1,255	No Bid	No Bid	251	1,255	No Bid	No Bid
42	Total for Day Porters	49	251	12,299	\$14.50	\$178,335.50	251	12,299	\$13.41	\$164,929.59	251	12,299	\$10.00	\$122,990.00	251	12,299	No Bid	No Bid	251	12,299	No Bid	No Bid
Total Cost for South Senior Centers																						
Total Cost for Cleanable Sq Ft for South Senior Centers (General Cleaning)						\$131,700.00				\$81,703.10				\$80,126.88								No Bid
43	Total Cost for Day Porter Services for South Senior Centers					\$178,335.50				\$164,929.59				\$122,990.00								No Bid
44	Total Annual Cost for South Senior Centers (Includes Premium Annual Cost)					\$1,500.00				\$1,500.00				\$1,000.00								No Bid
45	Total Annual Cost South Centers, Porter and Premium Event Services					\$311,535.50				\$248,132.69				\$204,116.88								No Bid
GROUP H (ART CENTERS) Original Term - 2019																						
BUILDING	Sq. Ft.	\$/Per Sq. Ft. Cost	Monthly Cost	Term - 12 Months	Annual Cost	\$/Per Sq. Ft. Cost	Monthly Cost	Term - 12 Months	Annual Cost	\$/Per Sq. Ft. Cost	Monthly Cost	Term - 12 Months	Annual Cost	\$/Per Sq. Ft. Cost	Monthly Cost	Term - 12 Months	Annual Cost	\$/Per Sq. Ft. Cost	Monthly Cost	Term - 12 Months	Annual Cost	
47	Cliffondale Multipurpose Center																					
	Total Sq. Ft.	42,255																				
	Cleanable Sq. Ft.	35,469	\$0.068	\$2,400.00	12	\$28,800.00	\$0.074	\$2,624.71	12	\$31,496.47	\$0.86	\$2,541.95	12	\$30,503.34	\$0.7383	\$2,182.34	12	\$26,188.08	\$0.7901	\$2,335.25	12	\$28,023.04
48	Southwest Arts Center																					
	Total Sq. Ft.	34,000																				
	Cleanable Sq. Ft.	25,514	\$0.072	\$2,200.00	12	\$26,400.00	\$0.074	\$2,268.84	12	\$27,226.08	\$0.86	\$2,197.30	12	\$26,367.60	\$0.7382	\$1,886.00	12	\$22,632.00	\$0.4421	\$1,129.50	12	\$13,554.00
49	West End Arts Center																					
	Total Sq. Ft.	5,760																				
	Cleanable Sq. Ft.	4,838	\$0.140	\$675.00	12	\$8,100.00	\$0.074	\$358.01	12	\$4,296.14	\$0.86	\$346.72	12	\$4,160.68	\$0.7419	\$299.09	12	\$3,589.08	\$1.8677	\$753.00	12	\$9,036.00
50	Hammond House																					
	Total Sq. Ft.	6,200																				
	Cleanable Sq. Ft.	5,208	\$0.130	\$675.00	12	\$8,100.00	\$0.074	\$385.39	12	\$4,624.70	\$0.86	\$372.24	12	\$4,478.88	\$0.7399	\$321.13	12	\$3,853.56	\$1.7350	\$753.00	12	\$9,036.00
51	Aviation Community Cultural Center																					
	Total Sq. Ft.	16,200																				
	Cleanable Sq. Ft.	13,608	\$0.092	\$1,250.00	12	\$15,000.00	\$0.074	\$1,006.99	12	\$12,083.90	\$0.86	No Bid	12	No Bid	\$0.7391	\$819.62	12	\$9,835.44	\$0.6640	\$753.00	12	\$9,036.00
52	TOTAL COST FOR JANITORIAL SERVICES					\$86,400.00				\$79,727.29				\$65,510.50								\$68,685.04
GROUP H (Day Porters)																						
Facilities Name		Daily Hours	Days Per Year	Hours Per Year	Cost Per Hour	Cost Per Year	Days Per Year	Hours Per Year	Cost Per Hour	Cost Per Year	Days Per Year	Hours Per Year	Cost Per Hour	Cost Per Year	Days Per Year	Hours Per Year	Cost Per Hour	Cost Per Year	Days Per Year	Hours Per Year	Cost Per Hour	Cost Per Year
53	Cliffondale Multipurpose Center	8	251	2,008	\$14.50	\$29,116.00	251	2,008	\$13.41	\$26,927.28	251	2,008	\$10.00	\$20,080.00	251	2,008	\$13.78	\$27,670.24	251	2,008	\$12.88	\$25,863.04
54	Cliffondale Multipurpose Center Summer Camp	4	60	240	\$14.50	\$3,480.00	60	240	\$15.00	\$3,600.00	60	240	\$10.00	\$2,400.00	60	240	\$13.78	\$3,307.20	60	240	\$9.00	\$2,160.00
55	Southwest Arts Center	6	251	1,506	\$14.50	\$21,837.00	251	1,506	\$13.41	\$20,195.46	251	1,506	\$10.00	\$15,060.00	251	1,506	\$13.78	\$20,752.68	251	1,506	\$9.00	\$13,554.0

BID TABULATION SHEET

BID NUMBER# 18ITB113946C-BKJ OPENING DATE: 1/010/2018 PAGE NUMBER: 4 of 8

BID DESCRIPTION: Janitorial Services for Selected Fulton County Facilities (Groups E, F, G, H & I)

REQUESTING DEPARTMENT: Real Estate and Asset Management

VENDOR CODE		VENDOR CODE		VENDOR CODE		VENDOR CODE		VENDOR CODE	
VENDOR NAME		VENDOR NAME		VENDOR NAME		VENDOR NAME		VENDOR NAME	
American Facility Services, Inc.		Acsential Technolgies dba Acsential Services		Property Choice Realty		Diversified Maintenance-RWS, LLC		Chameleon Professional Services	
ADDRESS		ADDRESS		ADDRESS		ADDRESS		ADDRESS	
1325 Union Industrial Court, Suite A Alpharetta, GA 300004		2950 Stone Hogan Connector Road SW Building 5 Atlanta, GA 30331		2870 Peachtree Road #244 Atlanta, GA 30305		331 First Avenue North Birmingham, AL 35204		2980 Herron Lane S.W Atlanta, GA 30399	
TELEPHONE		TELEPHONE		TELEPHONE		TELEPHONE		TELEPHONE	
(770) 740-1613		(404) 349-9030		(678) 758-1983		(205) 251-9249		(404) 618-0199	
CONTACT:		CONTACT:		CONTACT:		CONTACT:		CONTACT:	
Kevin McCann		Courtney Collins		Regina Curtis		Larry McAlpin		Matthew Ellington	

NON RESPONSE VENDORS AND OTHER INFORMATION

No	Building	Sq. Ft.	Sq. ft Cost	Monthly Cost	Term- 12 Months	Annual Cost	Sq. ft Cost	Monthly Cost	Term- 12 Months	Annual Cost	Sq. ft Cost	Monthly Cost	Term- 12 Months	Annual Cost	Sq. ft Cost	Monthly Cost	Term- 12 Months	Annual Cost	Sq. ft Cost	Monthly Cost	Term- 12 Months	Annual Cost								
	GROUP I SERVICE CENTERS (North & South) Original Term - 2019																													
61	Service Center	53,821																												
	ft.	53,821																												
	Sq. Ft.	45,210	\$0.082	\$3,700.00	12	\$44,400.00	\$0.074	\$3,345.54	12	\$40,146.48	\$0.86	\$3,240.05	12	\$38,880.60	\$0.58	\$2,582.45	12	\$30,989.40	No Bid	No Bid	12	No Bid								
62	Service Center	53,760																												
	ft.	53,760																												
	Sq. Ft.	45,158	\$0.082	\$3,700.00	12	\$44,400.00	\$0.074	\$3,341.69	12	\$40,100.30	\$0.86	\$3,236.32	12	\$38,835.88	\$0.54	\$2,436.89	12	\$29,242.68	No Bid	No Bid	12	No Bid								
63	Area Footage	107,581																												
	Total Sq. ft.	107,581																												
	Cleanable Sq. Ft.	90,368	\$0.082	\$7,400.00	12	\$88,800.00	\$0.074	\$6,687.23	12	\$80,246.78	\$0.86	\$7,716.48	12	\$77,716.48	\$0.56	\$5,019.34	12	\$60,232.08	no Bid	No Bid	12	No Bid								
64	TOTAL COST FOR JANITORIAL SERVICES GROUP I (Total Line Items #63 & #67)					\$205,264.00						\$187,955.90						\$158,036.48						\$170,913.04						No Bid
	Group I (Day Porters)																													
	FACILITIES	Daily Hours	Days Per Year	Hours Per Year	Cost Per Hour	Cost Per Year	Days Per Year	Hours Per Year	Cost Per Hour	Cost Per Year	Days Per Year	Hours Per Year	Cost Per Hour	Cost Per Year	Days Per Year	Hours Per Year	Cost Per Hour	Cost Per Year	Days Per Year	Hours Per Year	Cost Per Hour	Cost Per Year								
65	North Service Center	16	251	4,016	\$14.50	\$58,232.00	251	4,016	\$13.41	\$53,854.56	251	4,016	\$10.00	\$40,160.00	251	4,016	\$13.78	\$55,340.48	251	4,016	No Bid	No Bid								
66	South Service Center	16	251	4,016	\$14.50	\$58,232.00	251	4,016	\$13.41	\$53,854.56	251	4,016	\$10.00	\$40,160.00	251	4,016	\$13.78	\$55,340.48	251	4,016	No bid	No bid								
67	Total Cost Day Porters	32	251	8,032	\$14.50	\$116,464.00	251	8,032	\$13.41	\$107,709.12	251	8,032	\$10.00	\$80,320.00	251	8,032	\$13.78	\$110,680.96	251	8,032	No Bid	No Bid								

GRAND TOTAL: \$1,198,302.50 (Groups E, F, G, H & I) \$930,800.06 (Groups E, F, G, H & I) \$748,119.98 (Groups E, F, G, H & I) \$796,321.40 (Groups E, F, H & I) \$290,012.64 (Groups F & H)

BIDS MAILED: NO RESPONSE: DATE RECEIVED: BIDS RECEIVED: 8 NO-BIDS: CONTACT: Brian Jones, APA, Team C DATE COMPLETED:

Packet Page -1538-

BID TABULATION SHEET

BID NUMBER# 18ITB113946C-BKJ

OPENING DATE: 10/10/2018

PAGE NUMBER:

5 of 8

BID DESCRIPTION: Janitorial Services for Selected Fulton County Facilities (Groups E, F, G, H & I)

REQUESTING DEPARTMENT: Real Estate and Asset Management

VENDOR CODE	VENDOR CODE	CONTACT VENDOR CODE	VENDOR CODE	VENDOR CODE
VENDOR NAME	VENDOR NAME	VENDOR NAME	VENDOR NAME	VENDOR NAME
Quality Cleaning Services, Inc.	CHI-ADA Corporation	Thomas Services, Inc.		
ADDRESS	ADDRESS	ADDRESS	ADDRESS	ADDRESS
6308 Linecrest Drive Douglasville, GA 30134	2391 Benjamin E. Mays Drive Atlanta, GA 30311	P.O. Box 610463 Birmingham, AL 35261		
TELEPHONE	TELEPHONE	TELEPHONE	TELEPHONE	TELEPHONE
(770) 572-1440	(404) 219-0026	(205) 833-6382		
CONTACT:	CONTACT:	CONTACT:	CONTACT:	CONTACT:
Clifford Featherstone	Bart Okoro	Martha T. Armstead		

NON RESPONSIVE VENDORS AND OTHER INFORMATION

No	Building	Sq. Ft.	Sq. ft Cost	Monthly Cost	Term- 12 Months	Annual Cost	Sq. ft Cost	Monthly Cost	Term- 12 Months	Annual Cost	Sq. ft Cost	Monthly Cost	Term- 12 Months	Annual Cost	Sq. ft Cost	Monthly Cost	Term- 12 Months	Annual Cost	Sq. ft Cost	Monthly Cost	Term- 12 Months	Annual Cost	
GROUP E (South Fulton Libraries)																							
1	Adams Park Library																						
	Total Sq. ft.	7,500																					
	Cleanable Sq. Ft.	6,300	No Bid	No Bid	12	No Bid	\$0.075	\$472.50	12	\$5,670.00	No Bid	No Bid	12	No Bid									
2	Cleveland Library																						
	Total Sq. ft.	4,128																					
	Cleanable Sq. Ft.	3,468	No Bid	No Bid	12	No Bid	\$0.08	\$873.60	12	\$10,483.20	No Bid	No Bid	12	No Bid									
3	College Park Library																						
	Total Sq. ft.	7,500																					
	Cleanable Sq. Ft.	6,300	No Bid	No Bid	12	No Bid	\$0.075	\$472.50	12	\$5,670.00	No Bid	No Bid	12	No Bid									
4	East Point Library																						
	Total Sq. ft.	10,000																					
	Cleanable Sq. Ft.	8,400	No Bid	No Bid	12	No Bid	\$0.08	\$672.00	12	\$8,064.00	No Bid	No Bid	12	No Bid									
5	Fairburn Branch Library																						
	Total Sq. ft.	9,580																					
	Cleanable Sq. Ft.	8,047	No Bid	No Bid	12	No Bid	\$0.08	\$643.76	12	\$7,725.12	No Bid	No Bid	12	No Bid									
6	Hapeville Library																						
	Total Sq. ft.	5,000																					
	Cleanable Sq. Ft.	4,200	No Bid	No Bid	12	No Bid	\$0.09	\$378.00	12	\$4,536.00	No Bid	No Bid	12	No Bid									
7	South Fulton Library																						
	Total Sq. ft.	25,300																					
	Cleanable Sq. Ft.	21,252	No Bid	No Bid	12	No Bid	\$0.08	\$1,700.16	12	\$20,401.92	No Bid	No Bid	12	No Bid									
8	S Fulton Parking Deck																						
	Total Sq. ft.	50,000																					
	Cleanable Sq. Ft.	42,000	No Bid	No Bid	12	No Bid	\$0.08	\$3,360.00	12	\$40,320.00	No Bid	No Bid	12	No Bid									
9	Southwest Regional Library																						
	Total Sq. ft.	27,270																					
	Cleanable Sq. Ft.	22,000	No Bid	No Bid	12	No Bid	\$0.08	\$1,832.48	12	\$21,989.76	No Bid	No Bid	12	No Bid									
10	Washington Park Library																						
	Total Sq. ft.	7,500																					
	Cleanable Sq. Ft.	6,300	No Bid	No Bid	12	No Bid	\$0.075	\$4,732.50	12	\$5,670.00	No Bid	No Bid	12	No Bid									
11	West End Library																						
	Total Sq. ft.	7,500																					
	Cleanable Sq. Ft.	6,300	No Bid	No Bid	12	No Bid	\$0.08	\$472.50	12	\$5,670.00	No Bid	No Bid	12	No Bid									
12	Wolf Creek Branch Library																						
	Total Sq. ft.	25,000																					
	Cleanable Sq. Ft.	21,000	No Bid	No Bid	12	No Bid	\$0.08	\$1,680.00	12	\$20,160.00	No Bid	No Bid	12	No Bid									
13	Palmetto Branch Library																						
	Total Sq. ft.	10,000																					
	Cleanable Sq. Ft.	8,400	No Bid	No Bid	12	No Bid	\$0.08	\$672.00	12	\$8,064.00	No Bid	No Bid	12	No Bid									
14	Metropolitan Branch Library																						
	Total Sq. ft.	25,000																					
	Cleanable Sq. Ft.	21,000	No Bid	No Bid	12	No Bid	\$0.08	\$1,680.00	12	\$20,160.00	No Bid	No Bid	12	No Bid									
15	Southeast Atlanta Library																						
	Total Sq. ft.	15,000																					
	Cleanable Sq. Ft.	12,600	No Bid	No Bid	12	No Bid	\$0.08	\$1,008.00	12	\$12,096.00	No Bid	No Bid	12	No Bid									
16	TOTAL COST FOR JANITORIAL SERVICES FOR GROUP E (Line Items #1 thru #15)					No Bid				\$196,680.00				No Bid									

GRAND TOTAL:	\$680,380.92 (Groups F, G, H & I)	\$1,053,767.61 (Groups E, F, G, H & I)	\$359,429.01 (Group H)
BIDS MAILED:	NO RESPONSE:		DATE RECEIVED:
BIDS RECEIVED:	8 NO-BIDS:	CONTACT: Brian Jones, APA, Team C	DATE COMPLETED:

Packet Page -1539-

18-1017

BID TABULATION SHEET

BID NUMBER# 18ITB113946C-BKJ
 BID DESCRIPTION: Janitorial Services for Selected Fulton County Facilities (Groups E, F, G, H & I)
 REQUESTING DEPARTMENT: Real Estate and Asset Management

OPENING DATE: 10/10/2018

PAGE NUMBER: 6 of 8

VENDOR CODE					VENDOR CODE					CONTACT				VENDOR CODE				VENDOR CODE				NON RESPONSIVE VENDORS AND OTHER INFORMATION
VENDOR NAME					VENDOR NAME					VENDOR NAME				VENDOR NAME				VENDOR NAME				
Quality Cleaning Services, Inc.					CHI-ADA Corporation					Thomas Services, Inc.												
ADDRESS					ADDRESS					ADDRESS				ADDRESS				ADDRESS				
6308 Linecrest Drive Douglasville, GA 30134					2391 Benjamin E. Mays Drive Atlanta, GA 30311					P.O. Box 610463 Birmingham, AL 35261												
TELEPHONE					TELEPHONE					TELEPHONE				TELEPHONE				TELEPHONE				
(770) 572-1440					(404) 219-0026					(205) 833-6382												
CONTACT:					CONTACT:					CONTACT:				CONTACT:				CONTACT:				
Clifford Featherstone					Bart Okoro					Martha T. Armstead												

0	Building	Sq. Ft.	Sq. ft Cost	Monthly Cost	Term- 12 Months	Annual Cost	Sq. ft Cost	Monthly Cost	Term- 12 Months	Annual Cost	Sq. ft Cost	Monthly Cost	Term- 12 Months	Annual Cost	Sq. ft Cost	Monthly Cost	Term- 12 Months	Annual Cost	Sq. ft Cost	Monthly Cost	Term- 12 Months	Annual Cost
		GROUP F (OTHER OFFICES NORTH) Original Term - 2019																				
	Building	Sq. Ft.	Sq. ft Cost	Monthly Cost	Term- 12 Months	Annual Cost	Sq. ft Cost	Monthly Cost	Term- 12 Months	Annual Cost	Sq. ft Cost	Monthly Cost	Term- 12 Months	Annual Cost	Sq. ft Cost	Monthly Cost	Term- 12 Months	Annual Cost	Sq. ft Cost	Monthly Cost	Term- 12 Months	Annual Cost
	Total Sq. Ft.	18,000																				
	Cleanable Sq. Ft.	15,120	\$1.15	\$1,449.00	12	\$17,388.00	\$0.012	\$1,814.40	12	\$21,772.80	No Bid	No Bid	12	No Bid			12				12	
	TOTAL COST FOR JANITORIAL SERVICES GROUP F NORTH (Total Line Items #17 & #19)					\$71,604.00				\$79,000.80				No Bid								
	Day Porters																					
9	FACILITY	Daily Hours	Days Per Year	Hours Per Year	Cost Per Hour	Cost Per Year	Days Per Year	Hours Per Year	Cost Per Hour	Cost Per Year	Days Per Year	Hours Per Year	Cost Per Hour	Cost Per Year	Days Per Year	Hours Per Year	Cost Per Hour	Cost Per Year	Days Per Year	Hours Per Year	Cost Per Hour	Cost Per Year
	Drug Court Training Center	16	251	4,016	\$13.50	\$54,216.00	251	4,016	\$14.25	\$57,228.00	251	4,016			251	4,016			251	4,016		
	GROUP F (OTHER OFFICES SOUTH) Original Term - 2019																					
	Building	Sq. Ft.	Sq. ft Cost	Monthly Cost	Term- 12 Months	Annual Cost	Sq. ft Cost	Monthly Cost	Term- 12 Months	Annual Cost	Sq. ft Cost	Monthly Cost	Term- 12 Months	Annual Cost	Sq. ft Cost	Monthly Cost	Term- 12 Months	Annual Cost	Sq. ft Cost	Monthly Cost	Term- 12 Months	Annual Cost
	Public Safety Training Center	30,470																				
	Total Sq. Ft.	25,595	\$1.08	\$2,303.55	12	\$27,642.60	\$0.10	\$2,659.50	12	\$30,714.00	No Bid	No Bid	12	No Bid			12				12	
	Cleanable Sq. Ft.	2,494	\$1.08	\$224.46	12	\$2,693.52	\$0.10	\$249.40	12	\$2,992.80	No Bid	No Bid	12	No Bid			12				12	
	TOTAL COST FOR JANITORIAL SERVICES GROUP F SOUTH (Total of Line Items #23 & #24)					\$58,342.40				\$28,614.00				No Bid								\$49,774.00
	Day Porters																					
24	FACILITY	Daily Hours	Days Per Year	Hours Per Year	Cost Per Hour	Cost Per Year	Days Per Year	Hours Per Year	Cost Per Hour	Cost Per Year	Days Per Year	Hours Per Year	Cost Per Hour	Cost Per Year	Days Per Year	Hours Per Year	Cost Per Hour	Cost Per Year	Days Per Year	Hours Per Year	Cost Per Hour	Cost Per Year
	Public Safety Training Center	8	251	2,008	\$12.50	\$25,100.00	251	2,008	\$14.25	\$28,614.00	251	2,008	No Bid	No Bid	251	2,008			251	2,008		

GRAND TOTAL:		\$680,380.92 (Groups F, G, H & I)	\$1,053,767.61 (Groups E, F, G, H & I)	\$359,429.01 (Group H)
BIDS MAILED:	NO RESPONSE:			
BIDS RECEIVED:	8 NO-BIDS:	CONTACT: Brian Jones, APA, Team C		DATE RECEIVED:
				DATE COMPLETED:

Packet Page -1540-

BID TABULATION SHEET																								
BID NUMBER# 181B113946C-BKJ BID DESCRIPTION: Janitorial Services for Selected Fulton County Facilities (Groups E, F, G, H & I) REQUESTING DEPARTMENT: Real Estate and Asset Management											OPENING DATE: 10/10/2018			PAGE NUMBER: 7 of 8										
VENDOR CODE					VENDOR CODE					CONTACT					VENDOR CODE					VENDOR CODE				
VENDOR NAME					VENDOR NAME					VENDOR NAME					VENDOR NAME					VENDOR NAME				
ADDRESS					ADDRESS					ADDRESS					ADDRESS					ADDRESS				
TELEPHONE					TELEPHONE					TELEPHONE					TELEPHONE					TELEPHONE				
CONTACT:					CONTACT:					CONTACT:					CONTACT:					CONTACT:				
No	BUILDING	Sq. Ft.	\$/Per Sq. Ft. Cost	Monthly Cost	Premium Cost Per Hour	Annual Cost	\$/Per Sq. Ft. Cost	Monthly Cost	Premium Cost Per Hour	Annual Cost	\$/Per Sq. Ft. Cost	Monthly Cost	Premium Cost Per Hour	Annual Cost	\$/Per Sq. Ft. Cost	Monthly Cost	Premium Cost Per Hour	Annual Cost	\$/Per Sq. Ft. Cost	Monthly Cost	Premium Cost Per Hour	Annual Cost	NON RESPONDING VENDORS AND OTHER INFORMATION	
GROUP G (SOUTH SENIOR CENTERS) Original Term - 2019																								
26	HJC Bowden																							
	Total Sq. Ft.	34,652																						
	Cleanable Sq. Ft. (Less Kitchen)	25,088	\$0.89	\$1,860.69		\$22,328.32	\$0.085	\$2,132.48		\$25,889.76	No Bid	No Bid	No Bid	No Bid	No Bid	No Bid	No Bid	No Bid	No Bid	No Bid	No Bid	No Bid		
	Premium Event=100 hrs			\$10.00						\$1,425.00														
27	Camp Truitt																							
	Total Sq. Ft.	5,000																						
	Cleanable Sq. Ft.	4,200	\$0.89	\$311.50		\$3,738.00	\$0.085	\$357.00		\$4,284.00	No Bid	No Bid	No Bid	No Bid	No Bid	No Bid	No Bid	No Bid	No Bid	No Bid	No Bid	No Bid		
28	Palmetto																							
	Total Sq. Ft.	10,000																						
	Cleanable Sq. Ft. (Less Kitchen)	8,400	\$0.89	\$623.00		\$7,476.00	\$0.085	\$714.00		\$8,568.00	No Bid	No Bid	No Bid	No Bid	No Bid	No Bid	No Bid	No Bid	No Bid	No Bid	No Bid	No Bid		
29	Quality Living Services																							
	Total Sq. Ft.	30,088																						
	Cleanable Sq. Ft.	25,272	\$0.89	\$1,874.34		\$22,492.00	\$0.085	\$2,148.12		\$25,777.44	No Bid	No Bid	No Bid	No Bid	No Bid	No Bid	No Bid	No Bid	No Bid	No Bid	No Bid	No Bid		
30	Hapeville																							
	Total Sq. Ft.	8,522																						
	Cleanable Sq. Ft.	7,188	\$0.89	\$530.88		\$6,370.62	\$0.085	\$608.43		\$7,301.16	No Bid	No Bid	No Bid	No Bid	No Bid	No Bid	No Bid	No Bid	No Bid	No Bid	No Bid	No Bid		
31	Camp Truitt 4-H Ed Ctr																							
	Total Sq. Ft.	5,000																						
	Cleanable Sq. Ft.	4,200	\$0.89	\$311.50		\$3,738.00	\$0.085	\$357.00		\$4,284.00	No Bid	No Bid	No Bid	No Bid	No Bid	No Bid	No Bid	No Bid	No Bid	No Bid	No Bid	No Bid		
32	New Beginnings																							
	Total Sq. Ft.	13,400																						
	Cleanable Sq. Ft.	11,256	\$0.89	\$834.82		\$10,017.84	\$0.085	\$966.76		\$11,481.12	No Bid	No Bid	No Bid	No Bid	No Bid	No Bid	No Bid	No Bid	No Bid	No Bid	No Bid	No Bid		
33	Southeast																							
	Total Sq. Ft.	7,660																						
	Cleanable Sq. Ft.	6,434	\$0.89	\$477.18		\$10,017.84	\$0.085	\$546.89		\$6,562.68	No Bid	No Bid	No Bid	No Bid	No Bid	No Bid	No Bid	No Bid	No Bid	No Bid	No Bid	No Bid		
34	TOTAL COST					\$91,300.26				\$93,848.16														
Group G South Senior Center (Day Porters)																								
Facilities Name		Daily Hours	Days Per Year	Hours Per Year	Cost Per Hour	Cost Per Year	Days Per Year	Hours Per Year	Cost Per Hour	Cost Per Year	Days Per Year	Hours Per Year	Cost Per Hour	Cost Per Year	Days Per Year	Hours Per Year	Cost Per Hour	Cost Per Year	Days Per Year	Hours Per Year	Cost Per Hour	Cost Per Year		
35	Bowden Senior Center	16	251	4,016	\$10.00	\$40,160.00	251	4,016	\$14.25	\$57,228.00	251	4,016	No Bid	No Bid	251	4,016	No Bid	No Bid	251	4,016	No Bid	No Bid		
36	Camp Truitt	5	251	1,255	\$10.00	\$12,550.00	251	1,255	\$14.25	\$17,883.75	251	1,255	No Bid	No Bid	251	1,255	No Bid	No Bid	251	1,255	No Bid	No Bid		
37	Palmetto	5	251	1,255	\$10.00	\$12,550.00	251	1,255	\$14.25	\$17,883.75	251	1,255	No Bid	No Bid	251	1,255	No Bid	No Bid	251	1,255	No Bid	No Bid		
38	Quality Living Services	8	251	2,008	\$10.00	\$20,080.00	251	2,008	\$14.25	\$28,614.00	251	2,008	No Bid	No Bid	251	2,008	No Bid	No Bid	251	2,008	No Bid	No Bid		
39	Hapeville	5	251	1,255	\$10.00	\$12,550.00	251	1,255	\$14.25	\$17,883.75	251	1,255	No Bid	No Bid	251	1,255	No Bid	No Bid	251	1,255	No Bid	No Bid		
40	New Beginnings	5	251	1,255	\$10.00	\$12,550.00	251	1,255	\$14.25	\$17,883.75	251	1,255	No Bid	No Bid	251	1,255	No Bid	No Bid	251	1,255	No Bid	No Bid		
41	Southeast	5	251	1,255	\$10.00	\$12,550.00	251	1,255	\$14.25	\$17,883.75	251	1,255	No Bid	No Bid	251	1,255	No Bid	No Bid	251	1,255	No Bid	No Bid		
42	Total for Day Porters	49	251	12,299	\$10.00	\$91,300.26	251	12,299	\$14.25	\$175,260.75	251	12,299	No Bid	No Bid	251	12,299	No Bid	No Bid	251	12,299	No Bid	No Bid		
Total Cost for South Senior Centers																								
Total Cost for Cleanable Sq Ft for South Senior Centers (General Cleaning)																								
43						\$91,300.26																		
Total Cost for Day Porter Services for South Senior Centers																								
44						\$122,990.00				\$175,260.75														
Total Annual Cost for South Senior Centers (Includes Premium Annual Cost)																								
45						\$1,000.00				\$93,848.16														
Total Annual Cost South Centers, Porter and Premium Event Services																								
46						\$214,290.26				\$269,108.91														
GROUP H (ART CENTERS) Original Term - 2019																								
BUILDING		Sq. Ft.	\$/Per Sq. Ft. Cost	Monthly Cost	Term - 12 Months	Annual Cost	\$/Per Sq. Ft. Cost	Monthly Cost	Term - 12 Months	Annual Cost	\$/Per Sq. Ft. Cost	Monthly Cost	Term - 12 Months	Annual Cost	\$/Per Sq. Ft. Cost	Monthly Cost	Term - 12 Months	Annual Cost	\$/Per Sq. Ft. Cost	Monthly Cost	Term - 12 Months	Annual Cost		
47	Cliffondale Multipurpose Center																							
	Total Sq. Ft.	42,255																						
	Cleanable Sq. Ft.	35,469	\$0.765	\$2,261.15	12	\$27,133.78	\$0.0785	\$2,784.32	12	\$33,411.84	\$2.24	\$6,634.23	12	\$79,610.75										
48	Southwest Arts Center																							
	Total Sq. Ft.	34,000																						
	Cleanable Sq. Ft.	25,914	\$0.765	\$1,984.57	12	\$23,454.90	\$0.0785	\$2,406.81	12	\$28,881.72	\$2.23	\$5,687.20	12	\$68,246.43										
49	West End Arts Center																							
	Total Sq. Ft.	5,760																						
	Cleanable Sq. Ft.	4,838	\$0.765	\$279.41	12	\$3,352.99	\$0.09	\$435.42	12	\$5,225.04	\$2.28	\$917.97	12	\$11,015.64										
50	Hammond House																							
	Total Sq. Ft.	6,200																						
	Cleanable Sq. Ft.	5,208	\$0.765	\$332.01	12	\$3,984.12	\$0.09	\$460.72	12	\$5,624.64	\$2.26	\$978.70	12	\$11,744.45										
51	Aviation Community Cultural Center																							
	Total Sq. Ft.	16,200																						
	Cleanable Sq. Ft.	13,608	\$0.765	\$867.51	12	\$10,410.12	\$0.085	\$1,156.88	12	\$13,880.16	\$2.25	\$2,557.26	12	\$30,687.11										
52	TOTAL COST FOR JANITORIAL SERVICES Group H (Day Porters)					\$68,335.91				\$87,023.40														
Facilities Name		Daily Hours	Days Per Year	Hours Per Year	Cost Per Hour	Cost Per Year	Days Per Year	Hours Per Year	Cost Per Hour	Cost Per Year	Days Per Year	Hours Per Year	Cost Per Hour	Cost Per Year	Days Per Year	Hours Per Year	Cost Per Hour	Cost Per Year	Days Per Year	Hours Per Year	Cost Per Hour	Cost Per Year		
53	Cliffondale Multipurpose Center	8	251	2,008	\$11.00	\$22,088.00	251	2,008	\$14.25	\$28,614.00	251	2,008	\$23.40	\$46,983.99	251	2,008			251	2,008				
54	Cliffondale Multipurpose Center Summer Camp	4	60	240	\$11.00	\$2,640.00	60	240	\$14.25	\$3,420.00	60	240	\$22.61	\$5,426.65	60	240			60	240				
55	Southwest Arts Center	6	251	1,506	\$11.00	\$16,566.00	251	1,506	\$14.25	\$21,460.50	251	1,506	\$23.40	\$35,237.99	251	1,506			251	1,506				
56	West End Arts Center	4	251	1,004	\$11.00	\$11,044.00	251	1,004	\$14.25	\$14,307.00	251	1,004	\$23.40	\$23,492.00	251	1,004			251	1,004				
57	Hammond House	4	251	1,004	\$11.00	\$11,044.00	251	1,004	\$14.25	\$14,307.00	251	1,004	\$23.40	\$23,492.00	251	1,004			251	1,004				
58	Aviation Community Cultural Center	4	251	1,004	\$11.00	\$11,044.00	251	1,004	\$14.25	\$14,307.00	251	1,004	\$23.40	\$23,492.00	251	1,004			251	1,004				
59	Total for Day Porters	30	251	6,																				

BID TABULATION SHEET

BID NUMBER# 18ITB113946C-BKJ OPENING DATE: 10/10/2018 PAGE NUMBER: 8 of 8

BID DESCRIPTION: Janitorial Services for Selected Fulton County Facilities (Groups E, F, G, H & I)

REQUESTING DEPARTMENT: Real Estate and Asset Management

VENDOR CODE	VENDOR CODE	VENDOR CODE	VENDOR CODE	VENDOR CODE
VENDOR NAME	VENDOR NAME	VENDOR NAME	VENDOR NAME	VENDOR NAME
Quality Cleaning Services, Inc.	CHI-ADA Corporation	Thomas Services, Inc.		
ADDRESS	ADDRESS	ADDRESS	ADDRESS	ADDRESS
6308 Linecrest Drive Douglasville, GA 30134	2391 Benjamin E. Mays Drive Atlanta, GA 30311	P.O. Box 610463 Birmingham, AL 35261		
TELEPHONE	TELEPHONE	TELEPHONE	TELEPHONE	TELEPHONE
(770) 572-1440	(404) 219-0026	(205) 833-6382		
CONTACT:	CONTACT:	CONTACT:	CONTACT:	CONTACT:
Clifford Featherstone	Bart Okoro	Martha T. Armstead		

Packet Page - 1542-

No	Building	Sq. Ft.	Sq. ft Cost	Monthly Cost	Term- 12 Months	Annual Cost	Sq. ft Cost	Monthly Cost	Term- 12 Months	Annual Cost	Sq. ft Cost	Monthly Cost	Term- 12 Months	Annual Cost	Sq. ft Cost	Monthly Cost	Term- 12 Months	Annual Cost	Sq. ft Cost	Monthly Cost	Term- 12 Months	Annual Cost	
61	Service Centers (North & South) Original Term - 2019																						
	Total	53,821																					
	Clear	45,210	\$1.08	\$4,068.90	12	\$48,826.80	\$0.0725	\$3,277.73	12	\$39,332.76	No Bid	No Bid	12	No Bid			12				12		
62	Service Centers																						
	Total	53,760																					
	Clear	45,158	\$1.08	\$4,064.22	12	\$48,770.64	\$0.0725	\$3,273.96	12	\$39,287.52	No Bid	No Bid	12	No Bid			12				12		
63	Footage																						
	Total	107,581																					
	Clear	90,368	\$1.08	\$8,133.12	12	\$97,597.44	\$0.0725	\$6,461.31	12	\$78,620.28	No Bid	No Bid	12	No Bid			12				12		
64	TOTAL COST FOR JANITORIAL SERVICES GROUP I (Total Line Items #63 & #67)					\$193,981.44				\$181,028.28				No Bid									
	Group I (Day Porters)																						
	FACILITIES	Daily Hours	Days Per Year	Hours Per Year	Cost Per Hour	Cost Per Year	Days Per Year	Hours Per Year	Cost Per Hour	Cost Per Year	Days Per Year	Hours Per Year	Cost Per Hour	Cost Per Year	Days Per Year	Hours Per Year	Cost Per Hour	Cost Per Year	Days Per Year	Hours Per Year	Cost Per Hour	Cost Per Year	
65	North Service Center	16	251	4,016	\$12.00	\$48,192.00	251	4,016	\$12.75	\$51,204.00	251	4,016	No Bid	No Bid	251	4,016			251	4,016			
66	South Service Center	16	251	4,016	\$12.00	\$48,192.00	251	4,016	\$12.75	\$51,204.00	251	4,016	No Bid	No Bid	251	4,016			251	4,016			
67	Total Cost Day Porters	32	251	8,032	\$12.00	\$96,384.00	251	8,032	\$12.75	\$102,408.00	251	8,032	No Bid	No Bid	251	8,032			251	8,032			

GRAND TOTAL: \$680,380.92 (Groups F, G, H & I) \$1,053,767.61 (Groups E, F, G, H & I) \$359,429.01 (Group H)

BIDS MAILED: **NO RESPONSE:** **DATE RECEIVED:**

BIDS RECEIVED: **NO-BIDS:** **CONTACT:** Brian Jones, APA, Team C **DATE COMPLETED:**

DEPARTMENT OF PURCHASING & CONTRACT COMPLIANCE

CONTRACTORS PERFORMANCE REPORT
PROFESSIONAL SERVICES

Report Period Start	Report Period End	Contract Period Start	Contract Period End
1/2/2018	9/30/2018	1/1/2018	12/31/2018
PO Number			PO Date
Department	Real Estate and Asset Management		
Contract Number	17ITB109620C-BKJ		
Service Commodity	Janitorial Services for Selected Fulton Facilities (Group C libraries)		
Contractor	Diversified/ Rite Way Service, INC		

= Unsatisfactory	<i>Achieves contract requirements less than 50% of the time, not responsive, effective and/or efficient, unacceptable delay, incompetence, high degree of customer dissatisfaction.</i>
= Poor	<i>Achieves contract requirements 70% of the time. Marginally responsive, effective and/or efficient; delays require significant adjustments to programs; key employees marginally capable; customers somewhat satisfied.</i>
= Satisfactory	<i>Achieves contract requirements 80% of the time; generally responsive, effective and/or efficient; delays are excusable and/or results in minor programs adjustments; employees are capable and satisfactorily providing service without intervention; customers indicate satisfaction.</i>
= Good	<i>Achieves contract requirements 90% of the time. Usually responsive; effective and/or efficient; delays have not impact on programs/mission; key employees are highly competent and seldom require guidance; customers are highly satisfied.</i>
= Excellent	<i>Achieves contract requirements 100% of the time. Immediately responsive; highly efficient and/or effective; no delays; key employees are experts and require minimal directions; customers expectations are exceeded.</i>

Quality of Goods/Services (-Specification Compliance - Technical Excellence - Reports/Administration - Personnel Qualification)

Comments:

0 Diversified continues to exceed the County expectations as it relates to the Libraries. The day staff provides a strong awareness about cleaning standards and the night crew have very little complaints. Q. C program and management team needs to provide more presence at there assigned locations.

1

2

3

4

Timeliness of Performance (-Were Milestones Met Per Contract - Response Time (per agreement, if applicable) - Responsiveness to Direction/Change - On Time Completion Per Contract)

Comments:

0 Diversified has changed management and responsiveness to direction/change has been effected slightly. Diversified continually strives to meet the required periodic functions and daily tasks assigned to them by County contract in a timely manner. They are also willing to go above and beyond with most projects that come before them.

1

2

3

4

Business Relations (-Responsiveness to Inquiries - Prompt Problem Notifications)

Comments:

0

1

18-1017

4

Customer Satisfaction (-Met User Quality Expectations - Met Specification - Within Budget - Proper Invoicing - No Substitutions)

0

Comments:

Customer satisfaction has maintained with the change of new management, however they are capable of rebounding and finishing strong for year end.

1

2

3

4

Contractors Key Personnel (-Credentials/Experience Appropriate - Effective Supervision/Management - Available as Needed)

0

Comments:

New management has done good working status that Diversified once had before. Time is of the essence. However, we can see the future upswing potential that this company can provide. We look forward to a productive and lasting relationship together.

1

2

3


4

Overall Performance Rating:

Would you select/recommend this vendor again?
(Check box for Yes. Leave Blank for No)

Yes No

Rating completed by:

Department Head Name	Department Head Signature	Date
ELLIS KIRBY		<input type="text" value="10/11/2018"/>
<i>FDR EK</i>		

DEPARTMENT OF PURCHASING & CONTRACT COMPLIANCE				
CONTRACTORS PERFORMANCE REPORT PROFESSIONAL SERVICES				
Report Period Start	Report Period End		Contract Period Start	Contract Period End
1/1/2015	4/30/2015		1/1/2015	4/30/2015
PO Number				PO Date
030615-0295				2/13/2015
Department	FACILITIES AND TRANSPORTATION SERVICES			
Bid Number	13ITB87106C-MT			
Service Commodity	Janitorial Services (Grp G Senior Centers (South) & Camp Truitt Educational Center)			
Contractor	Quality Cleaning Services			

- 0 = Unsatisfactory *Achieves contract requirements less than 50% of the time, not responsive, effective and/or efficient, unacceptable delay, incompetence, high degree of customer dissatisfaction.*
- 1 = Poor *Achieves contract requirements 70% of the time. Marginally responsive, effective and/or efficient; delays require significant adjustments to programs; key employees marginally capable; customers somewhat satisfied.*
- 2 = Satisfactory *Achieves contract requirements 80% of the time; generally responsive, effective and/or efficient; delays are excusable and/or results in minor programs adjustments; employees are capable and satisfactorily providing service without intervention; customers indicate satisfaction.*
- 3 = Good *Achieves contract requirements 90% of the time. Usually responsive; effective and/or efficient; delays have not impact on programs/mission; key employees are highly competent and seldom require guidance; customers are highly satisfied.*
- 4 = Excellent *Achieves contract requirements 100% of the time. Immediately responsive; highly efficient and/or effective; no delays; key employees are experts and require minimal directions; customers expectations are exceeded.*

1. Quality of Goods/Services (-Specification Compliance - Technical Excellence - Reports/Administration - Personnel Qualification)

Comments:

0

1

2

3

4

Quality Cleaning Service is the best Janitorial Contractor that we presently have at Fulton County. Mr. Featherstone's Work Plans are excellent, he meets all technical requirements, and he promptly submits all reports and administrative requirements as needed. He has always successfully staffed his assigned Facilities. Another Excellent Job!!

2. Timeliness of Performance (-Were Milestones Met Per Contract - Response Time (per agreement, if applicable) - Responsiveness to Direction/Change - On Time Completion Per Contract)

Comments:

0

1

2

3

4

As usual, no timeliness of performance issues encountered this rating period. Quality has consistently met milestones and has always been reliable. Their Janitorial Periodic Schedule is adhered to with little or no delays. As expected, they have led the way and set the standard for all other Contractors to emulate.

3. Business Relations (-Responsiveness to Inquiries - Prompt Problem Notifications)

Comments:

0

1

2

3

4

Mr. Featherstone is a true professional. It is a distinct pleasure to oversee his execution of the Janitorial Contract. He is always responsive to any inquiry and promptly notifies Fulton County of any foreseen problems and addresses any problems that Fulton County might have. He is an excellent CEO and excellent businessman.

4. Customer Satisfaction (-Met User Quality Expectations - Met Specification - Within Budget - Proper Invoicing - No Substitutions)

Comments:

0



- 1
- 2
- 3
- 4

In most instances, Quality Cleaning has contractually gone above and beyond the scope of services required to satisfy their customer's needs. Again, they met or exceeded industry standards while staying within budget and submitted concise and proper invoicing during the entire rating period. They set the standard for all other Contractors to follow during this rating period.

5. Contractors Key Personnel (-Credentials/Experience Appropriate - Effective Supervision/Management - Available as Needed)

- 0
- 1
- 2
- 3
- 4

Comments:
Mr. Featherstone continues to monitor the "pulse" of his company. He is a firm, but fair, leader who still ensures that only caring, reliable, and trustworthy personnel are placed in Fulton County Facilities. He and his staff are always accessible and available as needed. I would like to commend Mr. Featherstone and his excellent Janitorial Staff on a job well done this rating period.

Overall Performance Rating:	3.6		
Would you select/recommend this vendor again? (Check box for Yes. Leave Blank for No)		Rating completed by:	James Morehead
<input checked="" type="radio"/> Yes <input type="radio"/> No			
Department Head Name	Department Head Signature	Date	
KUN SUWANARPA		5/27/2015	

Clifford Featherstone 5/28/2015
Quality Cleaning Svc.

DEPARTMENT OF PURCHASING & CONTRACT COMPLIANCE				
CONTRACTORS PERFORMANCE REPORT PROFESSIONAL SERVICES				
Report Period Start	Report Period End		Contract Period Start	Contract Period End
1/1/2015	4/30/2015		1/1/2015	12/31/2015
PO Number				PO Date
021315-0203				2/13/2015
Department	FACILITIES AND TRANSPORTATION SERVICES			
Bid Number	13ITB87106C-MT			
Service Commodity	Janitorial Services (Grp E South Libraries; Grp F Other Offices North)			
Contractor	Chi-Ada Corporation			

- 0 = Unsatisfactory *Achieves contract requirements less than 50% of the time, not responsive, effective and/or efficient, unacceptable delay, incompetence, high degree of customer dissatisfaction.*
- 1 = Poor *Achieves contract requirements 70% of the time. Marginally responsive, effective and/or efficient; delays require significant adjustments to programs; key employees marginally capable; customers somewhat satisfied.*
- 2 = Satisfactory *Achieves contract requirements 80% of the time; generally responsive, effective and/or efficient; delays are excusable and/or results in minor programs adjustments; employees are capable and satisfactorily providing service without intervention; customers indicate satisfaction.*
- 3 = Good *Achieves contract requirements 90% of the time. Usually responsive; effective and/or efficient; delays have not impact on programs/mission; key employees are highly competent and seldom require guidance; customers are highly satisfied.*
- 4 = Excellent *Achieves contract requirements 100% of the time. Immediately responsive; highly efficient and/or effective; no delays; key employees are experts and require minimal directions; customers expectations are exceeded.*

1. Quality of Goods/Services (-Specification Compliance - Technical Excellence - Reports/Administration - Personnel Qualification)

Comments:

0

1

2

3

4

It continues to be a pleasure to work with Ms. Tynes and Mr. Tural. Their specification compliance is good and both continue to display their technical excellence in the application of their janitorial responsibilities. Ms. Tynes and Mr. Tural's reports/administration remain thorough, accurate and prompt. Both have met personnel requirements in all of their facilities.

2. Timeliness of Performance (-Were Milestones Met Per Contract - Response Time (per agreement, if applicable) - Responsiveness to Direction/Change - On Time Completion Per Contract)

Comments:

0

1

2

3

4

In most instances, Chi-Ada met their milestones and supported all scheduled events. They are always reliable and proactive in completing projects. Ms. Tynes and Mr. Tural have utilized their manpower and resources in a variety of ways to meet the desire and demands of their Fulton County Customers. Through their efficiency, their assignments or projects were completed on time and usually all of their Customers were happy with the results. We look forward to their continued success during the next rating period.

3. Business Relations (-Responsiveness to Inquiries - Prompt Problem Notifications)

Comments:

0

1

2

3

4

Ms. Tynes and Mr. Tural are true professionals. Both are responsive to all inquiries, prompt to address problems, well versed in janitorial operations and sincere about doing what's best for their Customers. My Fulton County Staff and I have enjoyed our business relationship with Chi-Ada this rating period. It has been an excellent business relationship.

4. Customer Satisfaction (-Met User Quality Expectations - Met Specification - Within Budget - Proper Invoicing - No Substitutions)

Comments:

0

- 1
- 2
- 3
- 4

Chi-Ada experienced some minor setbacks during this rating period; however, none were catastrophic or required major assistance from the County Staff. Most Fulton County Customers were satisfied with their day to day janitorial support. They met contract specification and remained within the contracted budget. However, I am still experiencing some problems with getting invoices in a timely fashion. Improvement in this area is needed immediately.

5. Contractors Key Personnel (-Credentials/Experience Appropriate - Effective Supervision/Management - Available as Needed)

- 0
- 1
- 2
- 3
- 4

Comments:
 Ms. Tynes and Mr. Tural are both great assets to Chi-Ada and Fulton County. They have recruited and hired a group of experienced Custodians and Managers to deliver good, consistent, and reliable janitorial services to a diverse group of Fulton County Customers. Through effective supervision, they have delivered the daily services with a smile and a sense of professionalism that resonates throughout their assigned facilities. They are always readily available and quick to address all problems or concerns. Both are excellent Managers!

Overall Performance Rating:	3.2		
Would you select/recommend this vendor again? (Check box for Yes. Leave Blank for No)		Rating completed by:	James Morehead
<input checked="" type="radio"/> Yes <input type="radio"/> No			
Department Head Name	Department Head Signature	Date	
KUN SWANARDA		5/27/2015	

Omar R Tural 5/28/15
 CHI-ADA