

# Fulton County COVID-19 Response Update

June 15, 2022

Board of Commissioners

#22-0433

# OVERVIEW

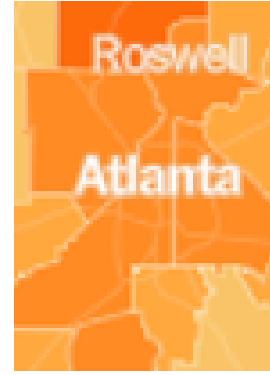
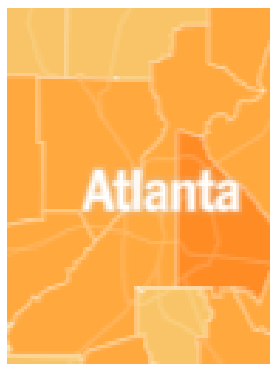
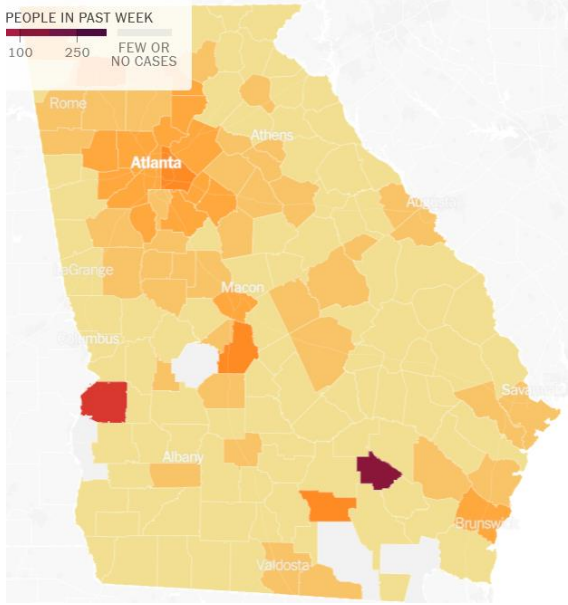
- Incident Response Update
- Service Updates
- ERAP Update
- Court Backlog Update/Project ORCA
- COVID 19 Reserve & ARPA Spend

# INCIDENT RESPONSE REVIEW

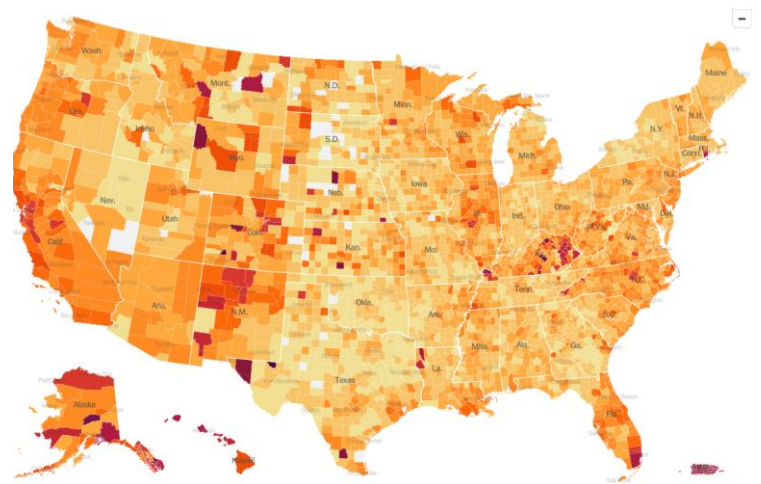
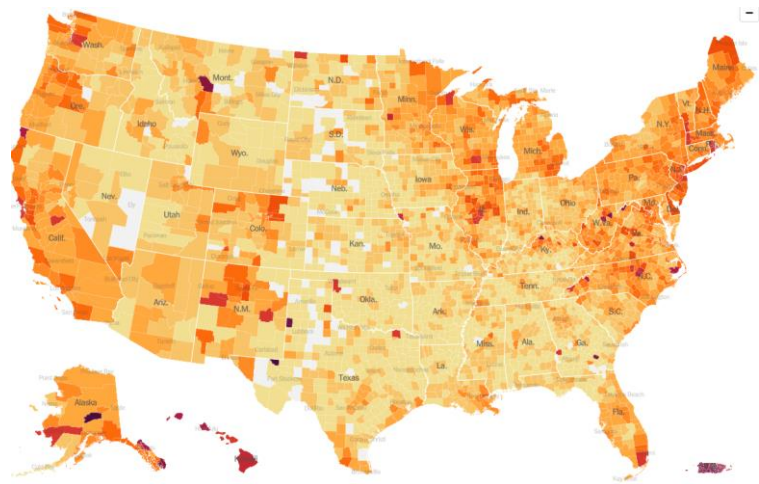
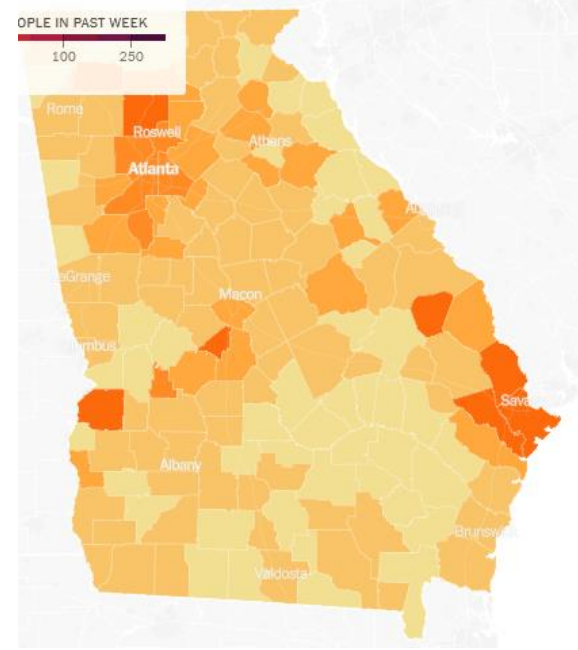
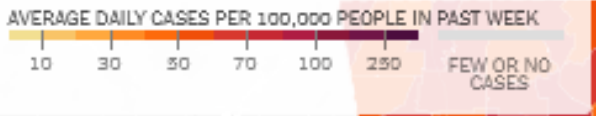
- ❖ Cases, % positives & hospitalizations have continued increased since last BoC, (Cases and % positives are now in the red zone)
- ❖ At the current rate, Hospitalizations may be in the Red in the next 2 weeks
- ❖ \*Reported case counts are now thought to be underreported by **3x**. Due to milder symptoms **for the vaccinated population** and the difficulty in tracking at home testing.
- ❖ BA.2 variant now accounts for 21% of all new cases while 66% are from a new sub-variant BA.2.12.1
- ❖ There are 2 new OMICRON variants BA.4 @ 4% and BA.5 @ 9%
- ❖ Vaccine: 1st Booster now available for 5 and over. 2nd booster for those over 55 and four months since 1st booster.



# Incident Response Update (Heat Maps) June 1st vs June 14th



## Hot spots



# Incident Response Update



## 6-8-2022 Daily Fulton County Comparison

Cases						Charts
	8 June	7 June	24 hr change	1-week ago	7 Day Average	% 14 Day Change
<b>Fulton Cases</b> <small>75</small>	<b>198,502</b> 	<b>198,166</b>	<b>336</b>		<b>337</b> <small>289</small>	
<b>GA Cases</b> <small>750</small>	<b>2,007,615</b> 	<b>2,005,228</b>	<b>2,327</b>		<b>2,092</b> <small>1,506</small>	
<b>US Cases</b> <small>22,500</small>	<b>85,137,247</b> 	<b>84,145,569</b>	<b>179,140</b>		<b>111,512</b> <small>101,551</small>	

# Incident Response Update



## 6-8-2022 Daily Fulton County Comparison

Deaths						Charts
	8 June	7 June	24 hr change	1-week ago	7 Day Average	% 14 Day Change
<b>Fulton Deaths</b> <small>2.5</small>	2,134	2,133	1	2,127	1.0 <small>0.1</small>	<p>6-8-22 Fulton County Daily Deaths 14-Day Change= 0%</p>
<b>GA Deaths</b> <small>26</small>	31,885	31,880	18	31,836	6 <small>6</small>	<p>Deaths 6 +13% 36,803</p>
<b>US Deaths</b> <small>750</small>	1,006,986	1,003,571	1044	1,004,165	344 <small>279</small>	<p>Deaths 344 -5% 1,006,986</p>





# 6/9/22 Fulton County Risk Level (New)

- Fulton County Cases per 100K = **238.08** 221.44
- New Fulton County COVID Hospital Admissions per 100K = **\*7.2** 6.6
- Fulton County % of staffed inpatient beds occupied by COVID-19 patients (7-day average) = **3.1%** 2.8%

*People may choose to mask at any time.*

*People with symptoms, a positive test, or exposure to someone with COVID-19 should wear a mask.*

## Low

- Stay up to date with COVID-19 vaccines
- Get tested if you have symptoms

## Medium

- If you are at high risk for severe illness, talk to your healthcare provider about whether you need to wear a mask and take other precautions
- Stay up to date with COVID-19 vaccines
- Get tested if you have symptoms

## High

- Wear a mask indoors in public
- Stay up to date with COVID-19 vaccines
- Get tested if you have symptoms
- Additional precautions may be needed for people at high risk for severe illness

COVID-19 Community Levels - Use the Highest Level that Applies to Your Community

New COVID-19 Cases	Indicators	Low	Medium	High
Fewer than 200 <small>Per 100,000 people in the past 7 days</small>	New COVID-19 admissions per 100,000 population (7-day total)	<10.0	10.0-19.9	≥20.0
	Percent of staffed inpatient beds occupied by COVID-19 patients (7-day average)	<10.0%	10.0-14.9%	≥15.0%
200 or more	New COVID-19 admissions per 100,000 population (7-day total)	NA	<10.0	≥10.0
	Proportion of staffed inpatient beds occupied by COVID-19 patients (7-day average)	NA	<10.0%	≥10.0%

### CDC's CURRENT Risk Matrix (Yellow)

7 day average

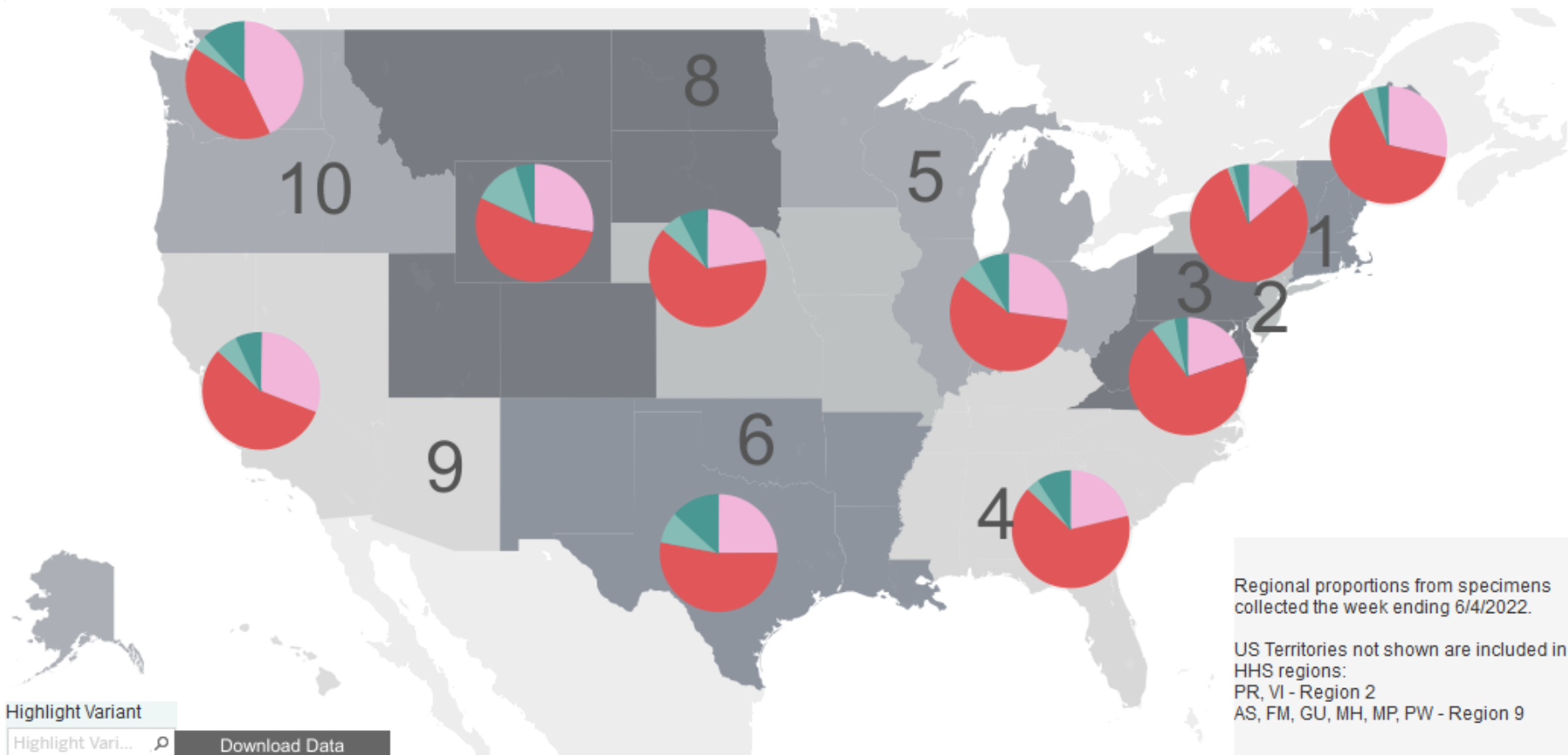
- >200 cases per 100K
- < 10 New COVID Hospital Admissions
- < 10 Percent of staffed Beds

\*The COVID-19 Community Level is based on the higher of the new admissions and inpatient beds metrics.

# Incident Response Update



United States: 5/29/2022 – 6/4/2022 NOWCAST



Lineages called using pangolin v4.0.6, pangolin-data v1.8, scorpio version 0.3.17 and constellations v0.1.9.  
Lineage BA.1.1 and its sublineages are aggregated with B.1.1.529 at the regional level as they currently cannot be reliably called in each region.

Updated June 7, 2022

- **BA.2.12.1 (orange)** is now the dominant variant in the US & Georgia accounts for 66% of new cases
- **BA.2 variant (pink)** now accounts for 21% of all new cases in Georgia
- **BA.4 Variant (Light Green)** now accounts for 4% of all new cases in Georgia
- **BA.5 Variant (Green)** now accounts for 9% of all new cases in Georgia

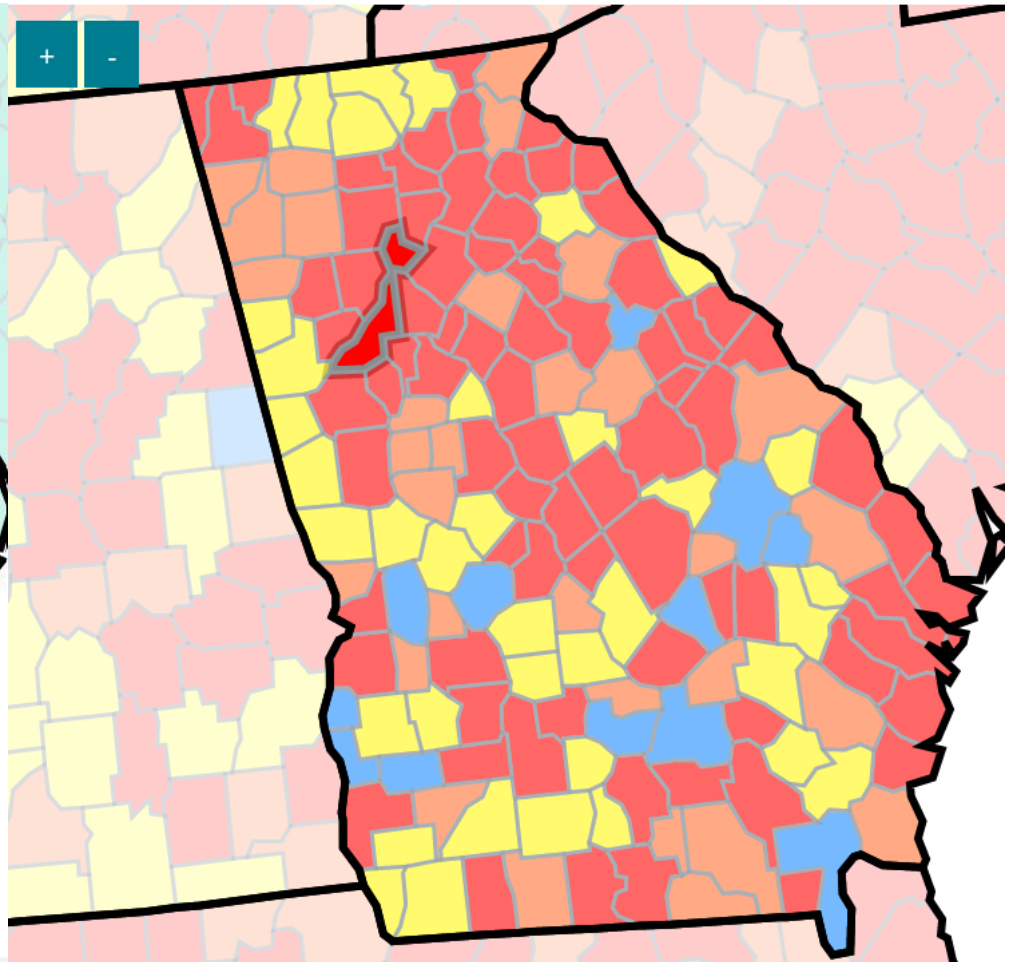
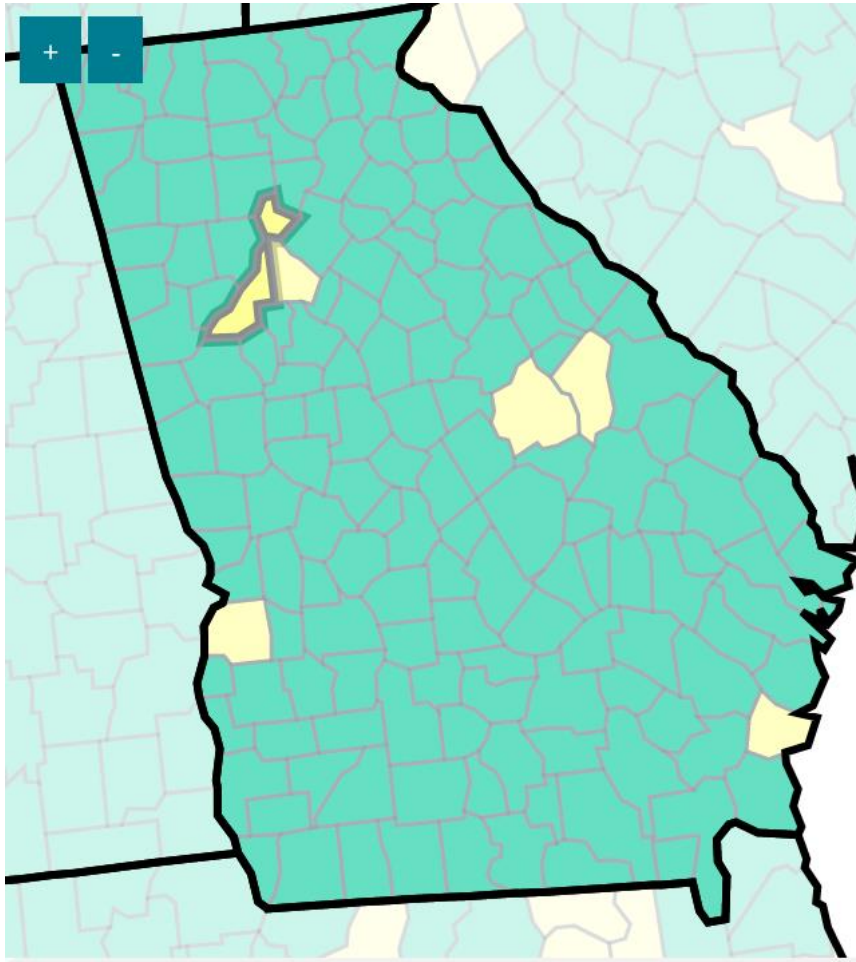


# Incident Response Update



Community Risk Map

Community Transmission Map

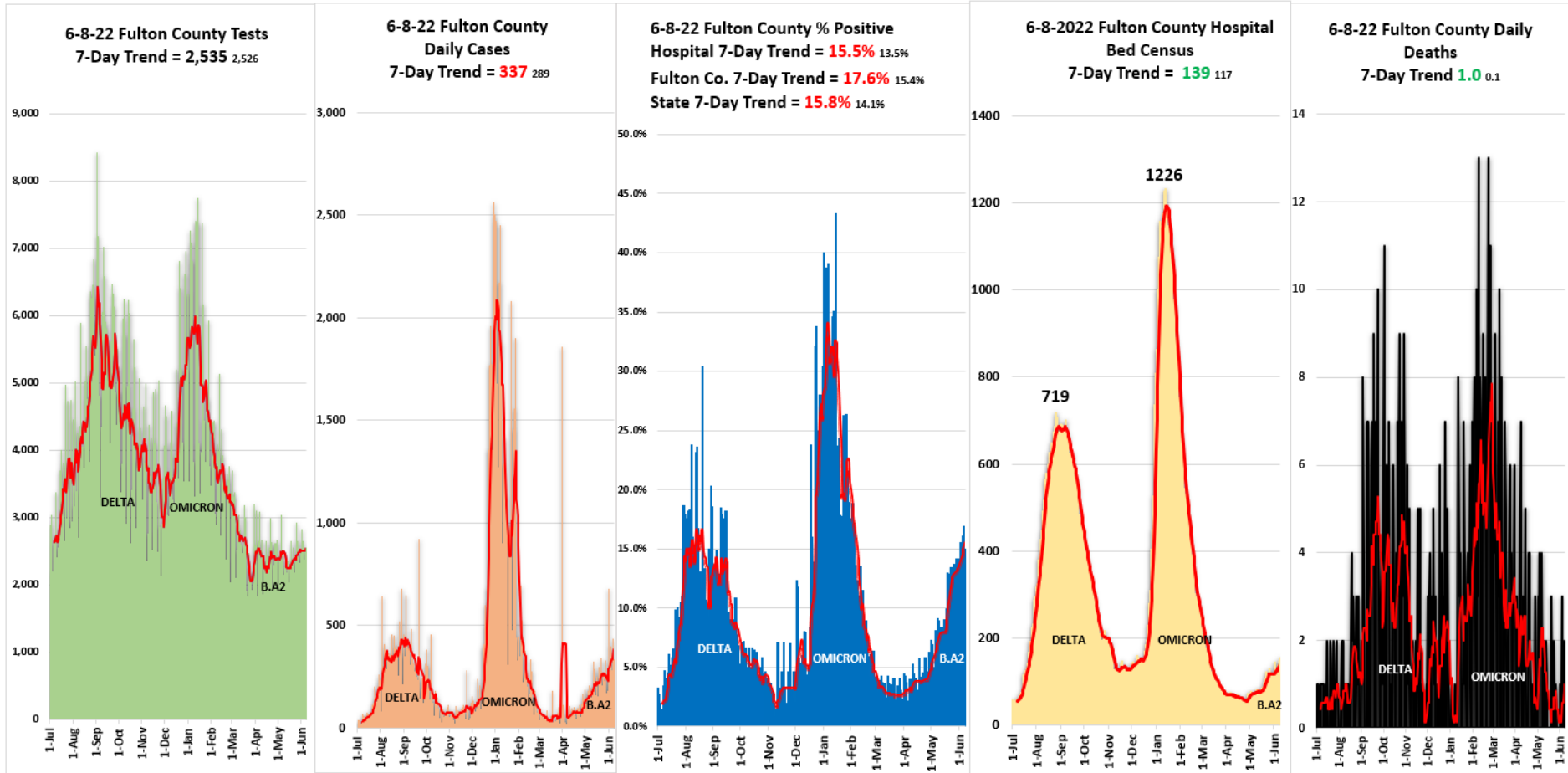


- Low
- Medium
- High
- ▨ No Data
- High
- Substantial
- Moderate
- Low
- ▨ No Data



# ● Fulton County COVID-19

- 7-day average for cases is **337**, up **27%** since the last BoC mtg.
- 7-day average for % positive is **17.6**, up **41%** since last BoC mtg.
- 7-day average, hospitalizations is **139**, up **15%** since the last BoC mtg.
- 7 day average, for deaths is **1.0**, up **30%** since the last BoC mtg.



# Incident Response Update



## Fulton County SCORECARD 6/8/2022

Metric	Status (7-day average) =*	Metric
Testing (Demand & Capacity)	*2535 ↻	Current capability is 4,000 / day Daily Testing: <b>over 2857</b> , 1428 -2857, <b>less than 1428</b>
Testing (Results)	12-36 hrs ↻	Time to receive results: <b>0 - 48</b> , 49 - 96, <b>over 96</b>
Cases per 100K	*238.08 <sup>221.44</sup> ↻	<b>Less than 20</b> , 20 – 74 a day, 75 to 199, <b>over 200</b>
Fulton positivity rate % +	*17.6% <sup>15.4%</sup> ↻	<b>Less than 1%</b> , 1% - 5%, 5% - 10%, <b>over 10%</b>
Hospitalizations COVID census	*139 <sup>117</sup> ↻	<b>Less than 50</b> , 50 – 200, 201 - 349, <b>over 350</b>
COVID Admissions per 100K	*7.2 <sup>6.6</sup> ↻	<b>&lt; 10</b> , 10 – 19.9, <b>&gt; 20</b>
% of all staffed beds (COVID)	*3.1 <sup>2.8%</sup> ↻	<b>&lt; 10%</b> , 10% – 14.9%, <b>&gt;15%</b>
Hospital Bed Availability	*12.0% *10.9% Adult ↻	Open Beds: <b>over 20%</b> , 15% - 20% , <b>Less 15%</b>
Hospital CCU Bed Availability	*22.8% *22.5% Adult ↻	Open CCU Beds: <b>over 20%</b> , 15% - 20%, <b>less 15%</b>
Hospital Vent Availability	*63.1% ↻	Open Vents: <b>over 25%</b> , 15% - 25%, <b>less 15%</b>
COVID Deaths	*1.0 <sup>0.1</sup> ↻	<b>Less than .25</b> , .25 – 2.5, 2.5 – 5, <b>over 5</b>
Morgue census	*83 <sup>83</sup> ↻	<b>Less Than 75</b> , 75 – 90, <b>over 90</b>
COVID Vaccine Administered Booster	535,910 <sup>90%</sup> ↻ 17,572 boosters	<b>More than 75%</b> , 50% - 75%, <b>less than 50%</b>

# VACCINATION RESPONSE



Continued partnership with Fulton County and Atlanta Public Schools: Back to school events with both school systems in July !



Vaccines administered at Fulton County fixed & mobile sites to date

- **535,899** 1st / 2nd fixed site doses
- **17,609** boosters
- **42,702** mobile doses

## **Mobile Vaccine Program Extended**



Fulton County has extended the Mobile Vaccine Program with CORE through September

### **INCENTIVES**

**Offered for 1st & 2nd doses at all BoH / FC fixed & mobile locations**

### **BOOSTERS**

- **1st Booster** now available for anyone 5 and over
- **\*2nd Booster** now available

\* (over 50 & 4 months since last dose)





# Questions?





# **Fulton County Government Service Delivery Update**



# Gating Criteria

## CASES



Downward trajectory in the 7-day average of new positive tests within a 14-day period, and positivity rate below 5%

## VAX OR TEST

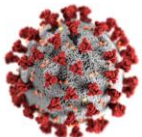


Ability to vaccinate employees to 80% goal and to test employees who choose alternative with results within 48-72 hours

## EQUIPMENT



PPE and supplies for all employees interacting with public.



# COVID POSITIVE EMPLOYEES

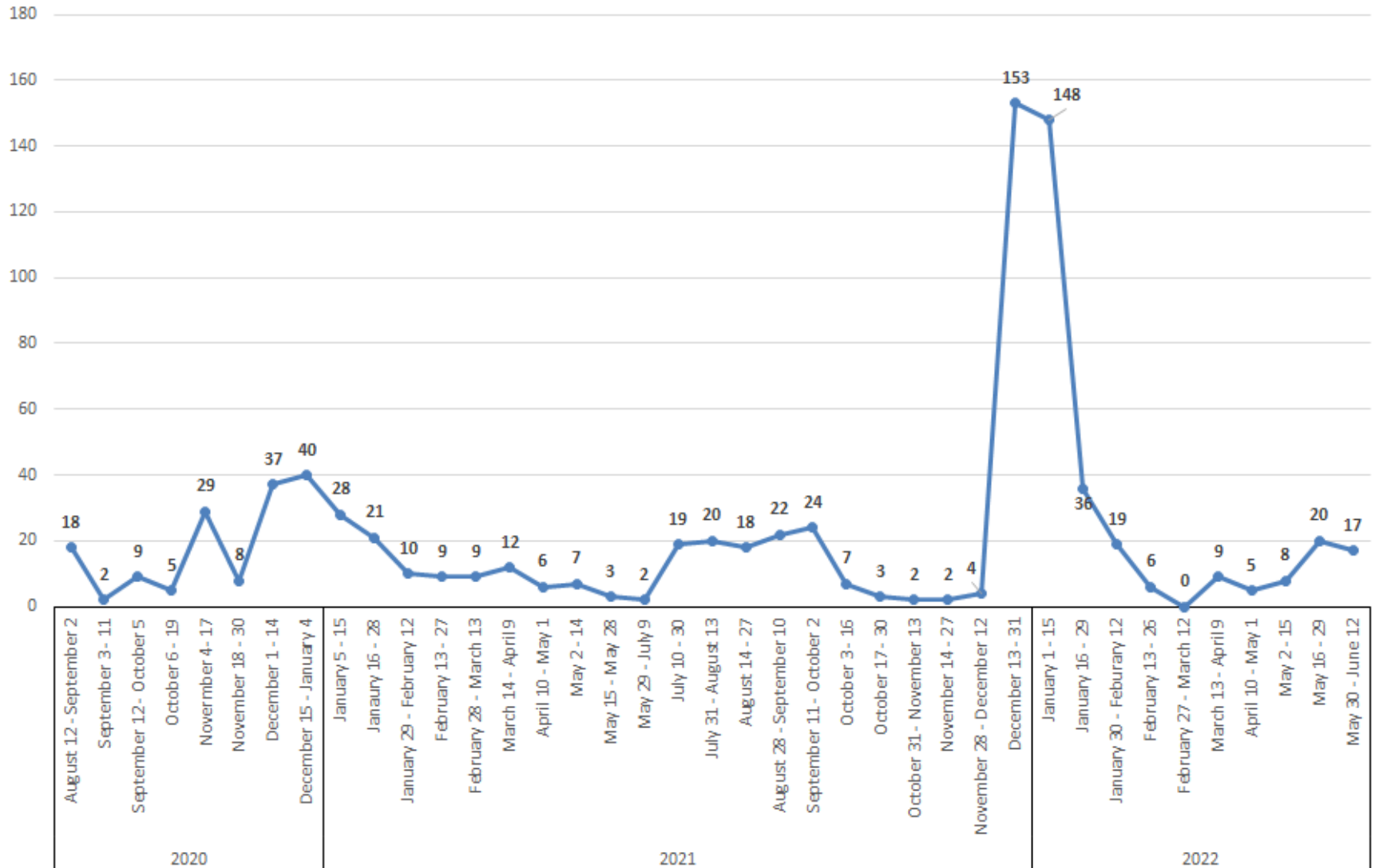
May 30, 2022 - June 13, 2022

DEPARTMENT	COUNT
BEHAVIORAL HEALTH	1
FINANCE	1
INFORMATION TECHNOLOGY	1
LIBRARY	1
MEDICAL EXAMINER	2
PUBLIC WORKS	1
PURCHASING	1
SUPERIOR COURT - CLERK	3
SUPERIOR COURT - GENERAL	3
TAX COMMISSIONER	3



# Fulton County Reported Employee COVID Positive Tracker

as of June 13, 2022



# COVID POSITIVE EMPLOYEES

CUMULATIVE			
DEPARTMENT	POSITIVE	DEPARTMENT	POSITIVE
ARTS/COOPERATIVE EXT	1	MAGISTRATE COURT	6
BHDD	11	MEDICAL EXAMINER	11
BOARD OF HEALTH	28	POLICE	18
BOC/ COMMISSION CLERK	6	PROBATE COURT	10
COUNTY ATTORNEY	4	PUBLIC DEFENDER OFFICE	32
COUNTY MANAGER	7	PUBLIC WORKS	73
COUNTY MARSHAL	29	PURCHASING	8
COMMUNITY DEVELOPMENT	3	REGISTRATION & ELECTIONS	11
DISTRICT ATTORNEY	17	SENIOR SERVICES	38
DCRC	1	SHERIFF	8
DREAM	43	SOLICITOR GENERAL	19
EMERGENCY MANAGEMENT	3	STATE COURT-ALL JUDGES	4
EMERGENCY SERVICES	55	STATE COURT-GENERAL	9
EXTERNAL AFFAIRS	10	SUPERIOR COURT-ALL JUDGES	4
FINANCE	32	SUPERIOR COURT-CLERK	90
HUMAN RESOURCES	3	SUPERIOR COURT-GENERAL	53
INFORMATION TECHNOLOGY	13	TAX ASSESSOR	67
JUVENILE COURT	32	TAX COMMISSIONER	86
LIBRARY	59	<b>GRAND TOTAL</b>	<b>906</b>

# Updates on Service Delivery Models

- **Senior Services:**
  - Congregate dining, To Go meals, on-site classes. Virtual programming and wellness checks continue.
- **Library Operations:**
  - These services will continue as currently being delivered
- **Behavioral Health and Developmental Disability Services:**
  - Mental Health Services will continue in person services
  - Developmental Disabilities in person services, transportation, meals
- **Administrative Services:**
  - Encourage the utilization of teleworking when possible
- **Tax Commissioner Offices:**
  - All Locations Open



# Protocol Update:

## Facilities:

- Implemented mask policy that strongly encourages use of masks by visitors and employees except in tax offices, jail and clinical settings which are still required.

## Courts:

- Continue to require masks and eliminates social distancing requirements.
- Continued use of virtual for jury selections.

## Elections:

- Voters can't be required to wear a mask.
- If a voter requests a mask, one can be made available.
- Mask will only be required at facilities that have

**STAY HEALTHY FULTON!**




**Masks and Social Distancing Encouraged**







# QUESTIONS



# **Fulton County Government**


## Emergency Rental Assistance Updates

# Emergency Rental Assistance

## PROGRAM UPDATES as of June 12, 2022

<b>\$25MM Reallocation</b>	<b>Additional Funding Requests</b>	<b>SAFE</b>
2,792 Households	1,061 Households	593 Households
\$22.5 MM	\$8.9 MM	\$6.5MM





# QUESTIONS



# **Court Backlog/Project ORCA Update**



FULTON COUNTY GOVERNMENT

# Project ORCA

## COVID-19 CASE REDUCTION

JUNE 15, 2022

### AGENDA

- 01** PROJECT OVERVIEW
- 02** CASE DISPOSITION PROGRESS
- 03** HIRING PROGRESS
- 04** ISSUES & RISKS



# PROJECT OVERVIEW

Since the beginning of COVID-19, the Fulton County Court System has amassed a significant and unprecedented level of cases. Project ORCA will address this challenge by utilizing a combination of capacity expansion and productivity enhancement initiatives to expedite the case adjudication process.

The COVID-19 Case Resolution Project began on **December 6, 2021** with **149,200** open and active cases.

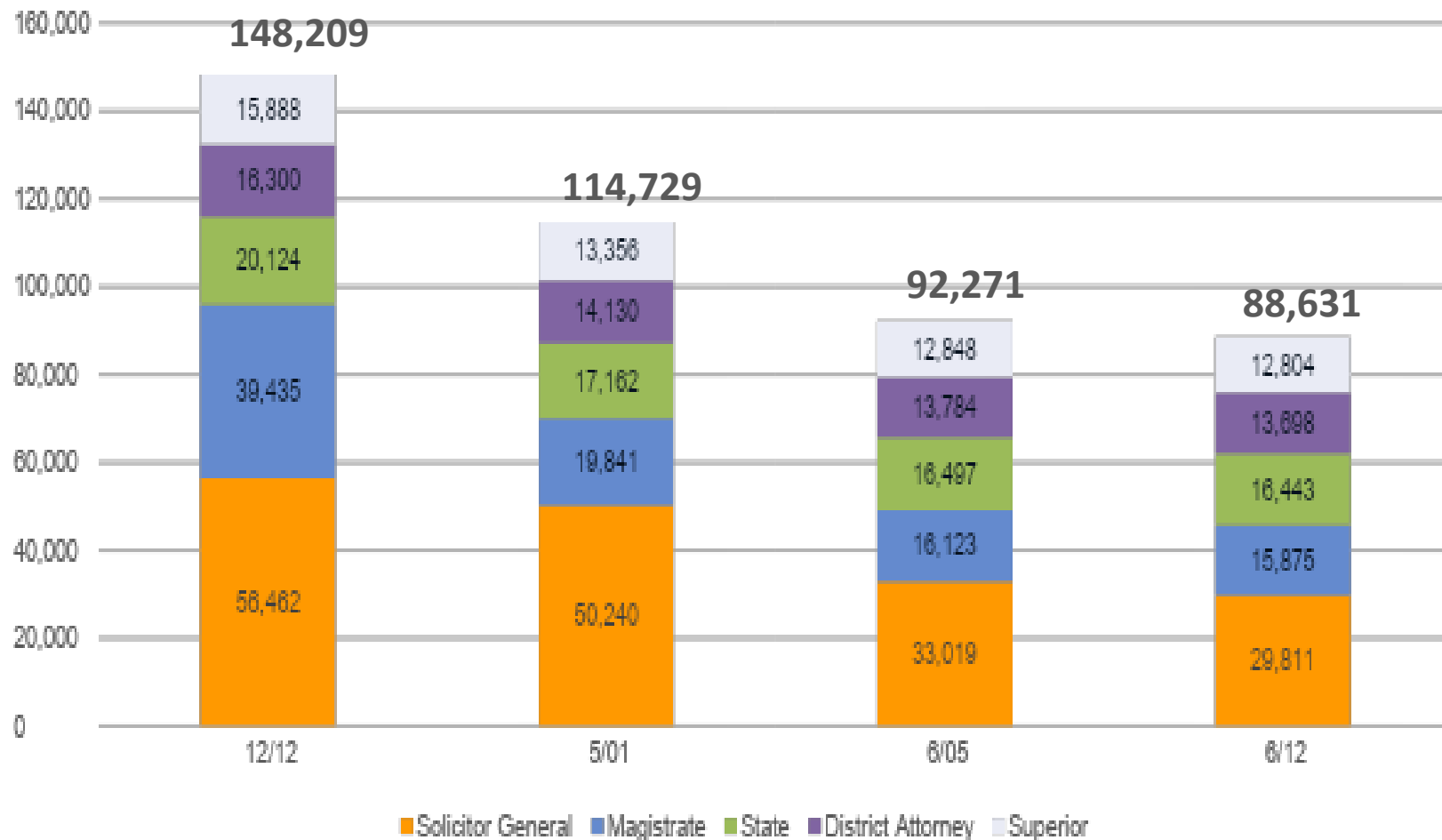
As of **June 12, 2022**, there are **88,631** pending open and active cases.

## CASE ACCUMULATION DEFINED

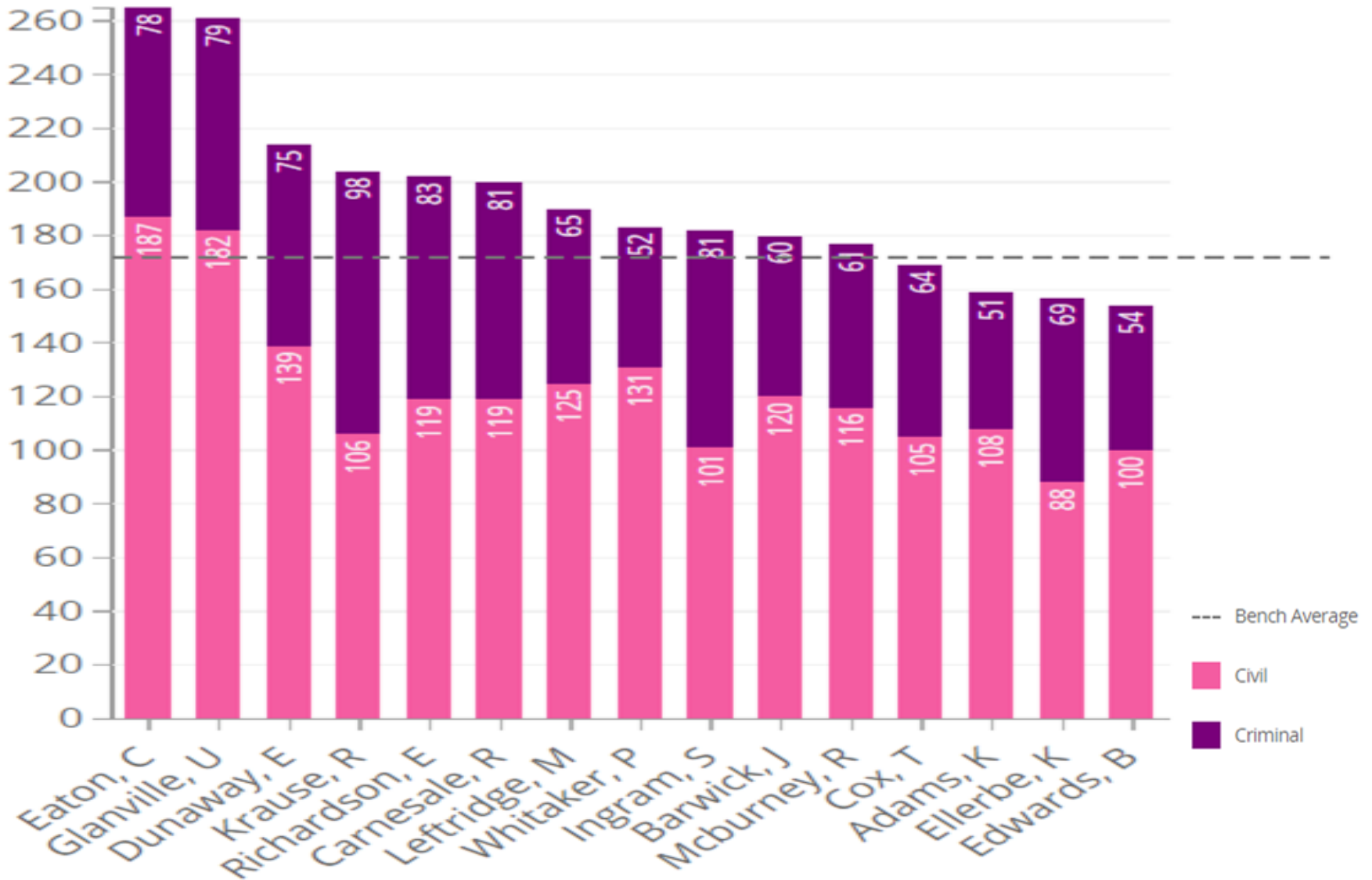
All cases (hearings, filings, applications) that were initiated before and during the pandemic (including those currently awaiting formal charging or filing) that have been impacted due to current limitations at various stages of the case administration process.

# CASE DISPOSITION PROGRESS

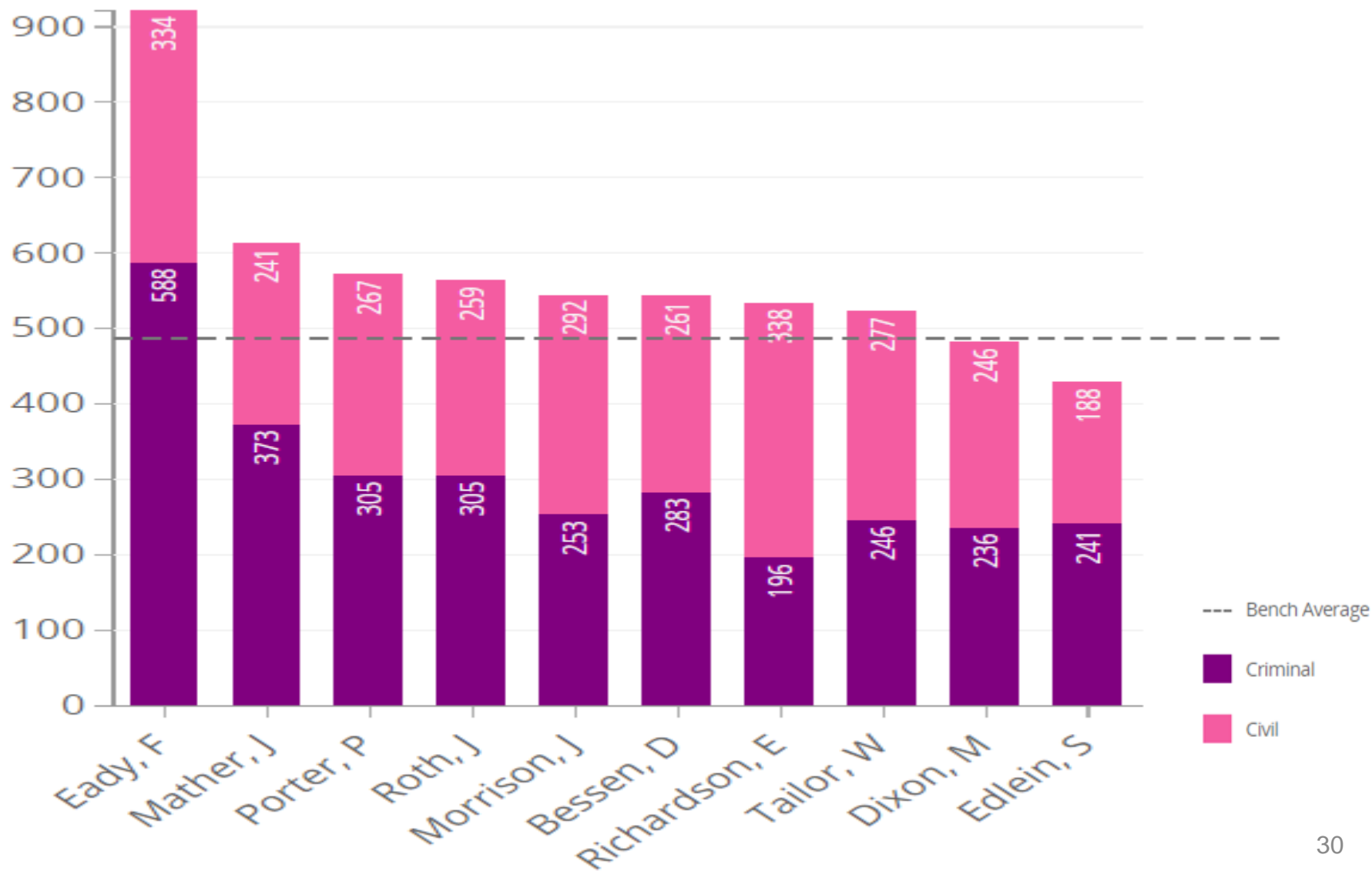
## DISPOSITION STATUS BY OFFICE



# PROJECT ORCA: SUPERIOR COURT DISPOSED CASES AS OF 6/13/2022



# PROJECT ORCA: STATE COURT DISPOSED CASES AS OF 6/13/2022

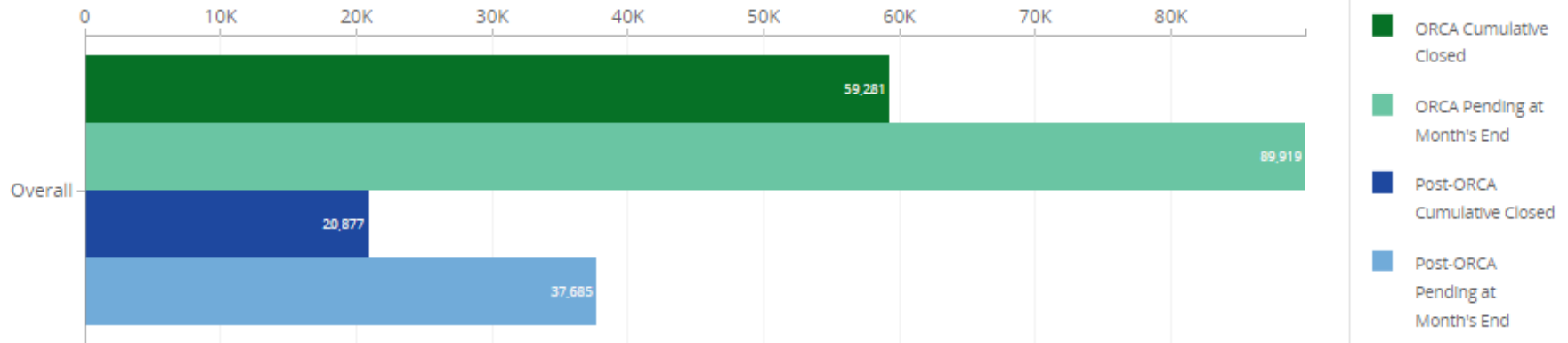


# CASE SPLIT SUMMARY

## PROJECT ORCA AND POST ORCA

### ORCA and Post ORCA, Overall: Cumulative Closed Cases and Cases Pending at Month's End

As of the end of last completed month



Click and drag to pan the chart

Chart Summary Table

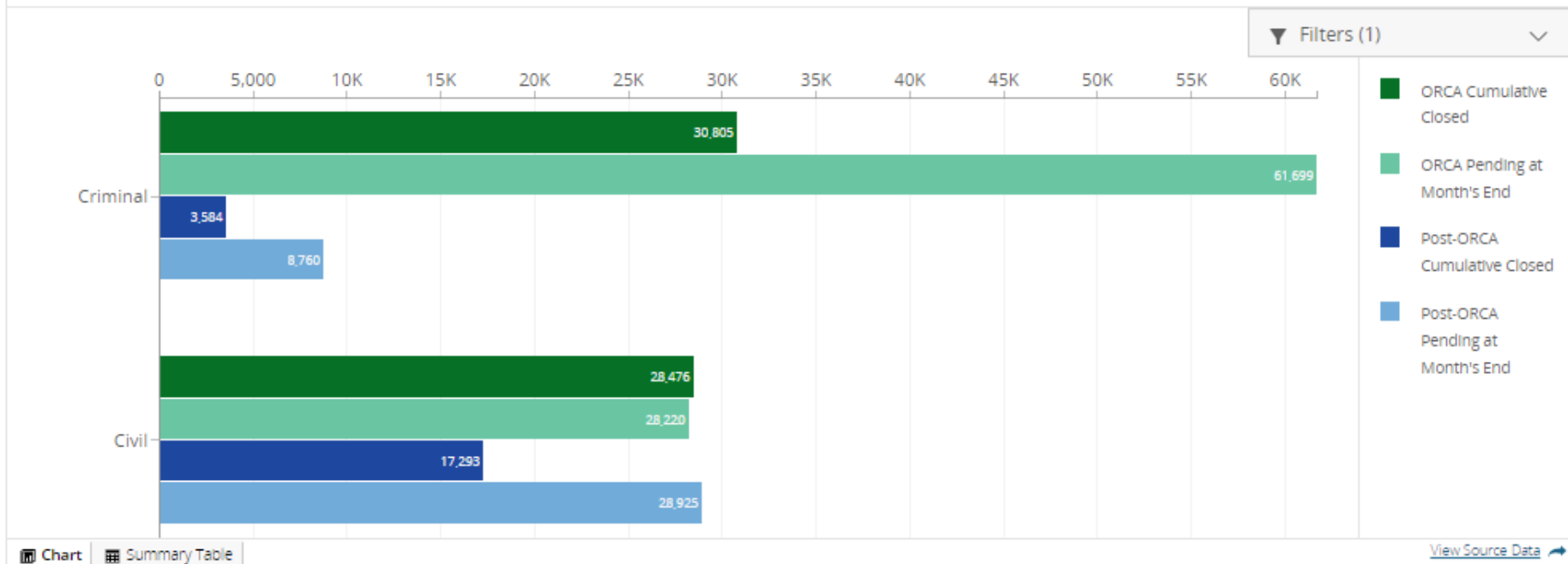
[View Source Data](#)

# CASE SPLIT CRIMINAL VS. CIVIL SUMMARY

## PROJECT ORCA AND POST ORCA

### ORCA and Post ORCA, Overall: Cumulative Closed Cases and Cases Pending at Month's End

As of the end of last completed month





# CASE DISPOSITION SUMMARY

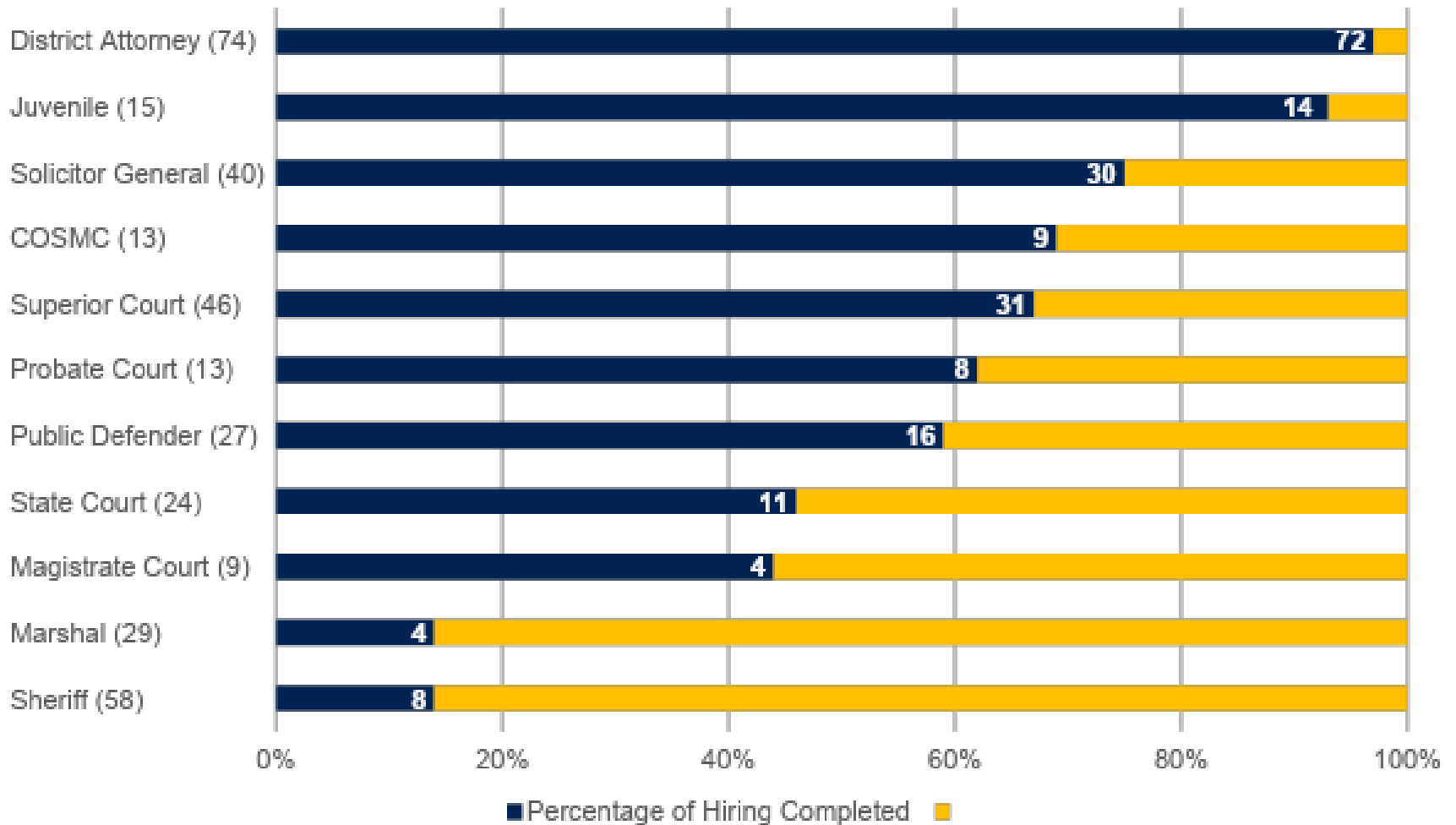
## PROJECT ORCA CASE DISPOSITION



Office	May 29, 2022 thru June 12, 2022			Project To Date		
	Target	Actual	Variance	Target	Actual	Variance
Superior	305	170	(135)	4,124	5,036	912
District Attorney	313	207	(106)	4,232	2,706	(1,526)
State	386	288	(98)	5,209	5,680	471
Solicitor General	1,065	3,367	2,302	14,377	25,717	11,340
Magistrate	756	612	(144)	10,210	24,051	13,841
<b>Overall</b>	<b>2,869</b>	<b>4,453</b>	<b>1,584</b>	<b>38,735</b>	<b>59,981</b>	<b>21,246</b>

# HIRING PROGRESS

## HIRING PROGRESS BY DEPARTMENT AS OF 6/13/2022




# ISSUES & RISKS



- ✓ Increase in violent crime
- ✓ Increase in jail population
- ✓ Impact of increased violent charges
- ✓ Sheriff and Marshal recruitment
- ✓ Uptick in COVID cases



# QUESTIONS



# **Emergency Response Reserve & American Rescue Plan Act Funds Update**

# COVID-19: Recovery Funds Plan

Economic Recovery and  
Operational Resiliency Plan

June 11, 2022



# Consolidated Covid Response Plan

<i>In Millions \$</i>	6.11.2022	6.11.2022	6.11.2022	Change in Budget	Change in Expenses
	Budget	Commitments	Expenses		
<b>EERF - General Fund</b>	\$ 10.5	\$ 10.5	\$ 10.5	\$ -	\$ -
Communications	1.7	1.7	1.6	-	-
Child Care / Healthcare / Other	0.5	0.5	0.5	-	-
Payment to Employees	6.6	6.6	6.6	-	-
2020 Obligation	1.7	1.7	1.9	-	-
<b>American Rescue Act</b>	<b>227.5</b>	<b>88.3</b>	<b>74.0</b>	<b>5.6</b>	<b>1.9</b>
Health Infrastructure	15.6	-	-	-	-
Pandemic Proof County Facilities	28.0	1.7	0.5	-	(0.0)
Day Porters / Cleaning	1.9	1.9	1.5	(0.7)	0.0
Child Care	0.7	0.4	0.3	-	-
Other Emergencies	1.4	0.9	0.1	-	0.0
Premium Pay for Employees	3.4	3.4	3.4	-	-
PPE- County Employees	2.4	2.4	1.6	(2.6)	0.0
Court Backlog Project	75.0	16.1	14.6	-	1.1
Information Tech - Virtual Support	8.0	1.1	1.1	-	0.3
Safety Net Services - CSP	8.1	6.8	6.8	-	-
Diversion Center	1.7	1.7	-	-	-
Summer Youth	0.5	0.5	-	-	-
Employees Covid Healthcare	4.0	4.0	-	-	-
General Administration	1.0	1.0	0.2	-	0.2
Long Term Revolving Loan Program	3.9	3.9	3.9	-	-
Food Insecurity	4.3	3.3	2.2	(1.7)	0.4
Job Training	1.6	1.6	0.4	(0.4)	-
ERAP 2 & High Need	29.0	29.0	29.0	-	-
ERAP -1 and 2 Additional Operational Costs	8.6	7.6	7.6	-	(0.2)
Vaccination and Testing - Shared Cost of FEMA Reimbursable Items 3Q22+	0.1	-	-	0.1	-
Grady Hospital	11.0	-	-	11.0	-
Testing Vaccination	16.2	0.7	0.5	-	0.0
Vaccine Incentive Program	1.2	0.4	0.4	-	-
<b>Consolidated Appropriations Act</b>	<b>18.0</b>	<b>18.0</b>	<b>17.8</b>	<b>-</b>	<b>0.0</b>
ERAP 1	18.0	18.0	17.8	-	0.0
<b>ERAP Reallocation</b>	<b>50.0</b>	<b>25.0</b>	<b>23.6</b>	<b>-</b>	<b>0.5</b>
ERAP 4	25.0	25.0	23.6	-	0.5
ERAP 5	25.0	0.0	0.0	-	-
<b>FEMA Related Expenses</b>	<b>27.6</b>	<b>\$ 27.6</b>	<b>\$ 26.5</b>	<b>(2.2)</b>	<b>(2.0)</b>
<b>Total</b>	<b>\$ 333.7</b>	<b>\$ 169.3</b>	<b>\$ 152.4</b>	<b>3.4</b>	<b>0.4</b>
<b>Reserve</b>	<b>\$ 20.7</b>				<b>-</b>

# Cash Flow Projections – COVID 19 Response

## Cash Flow Projection COVID-19 Response

In Millions \$

Uses of Funds	2021	2022	2023	2024	Total
A EERF - General Fund	10.5	-	-	-	10.5
B American Rescue Act	51.8	111.8	61.4	2.6	227.5
C Consolidated Appropriations Act	17.4	0.6	-	-	18.0
D ERAP Reallocation	-	50.0	-	-	50.0
E FEMA Related Expenses	21.2	6.4	-	-	27.6
<b>Projected Annual Uses</b>	<b>\$ 100.9</b>	<b>\$ 168.8</b>	<b>\$ 61.4</b>	<b>\$ 2.6</b>	<b>\$ 333.6</b>
Sources of Funds	2021	2022	2023	2024	Total
A EERF	10.5	16.4			26.9
B American Rescue Act	128.4	103.4			231.8
C Consolidated Appropriation Act	18.0				18.0
D ERAP Reallocation	-	50.0			50.0
E FEMA Reimbursement at 100% over 3 years	5.9	5.3	6.3	10.1	27.6
<b>Projected Annual Sources</b>	<b>\$ 162.8</b>	<b>\$ 175.1</b>	<b>\$ 6.3</b>	<b>\$ 10.1</b>	<b>\$ 354.3</b>
<b>Cash Balance EOY - 100% FEMA Reimbursement</b>	<b>61.9</b>	<b>68.2</b>	<b>13.1</b>	<b>20.7</b>	<b>20.7</b>



# Second Tranche of ARPA Funds

Received from the  
United States Treasury

\$103,328,645.00

June 9, 2022





# QUESTIONS