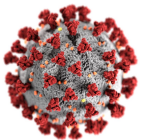


Fulton County COVID-19 Response Update

February 17, 2021 BOC Meeting

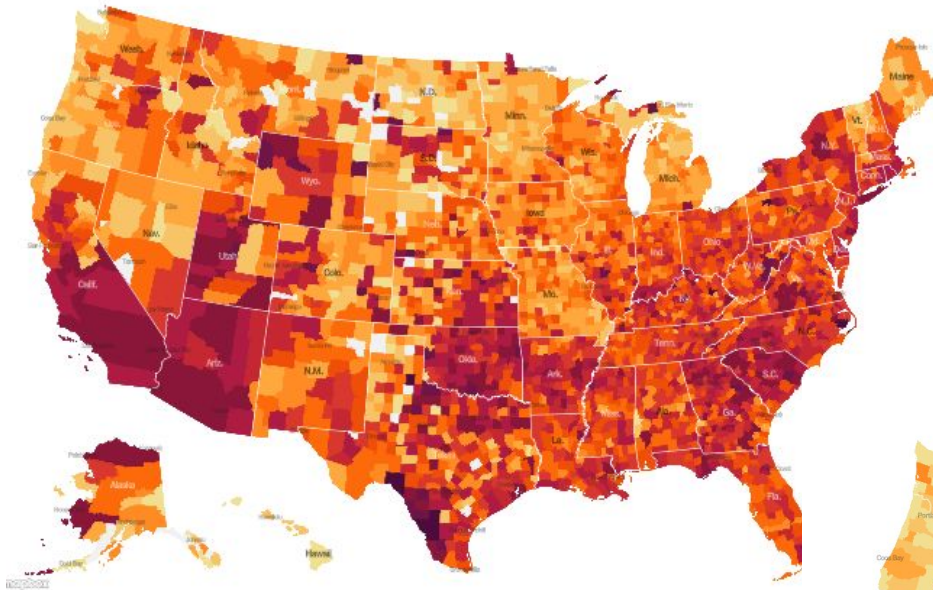
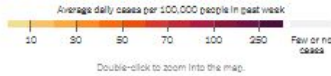
OVERVIEW

- Incident Response Update
 - Planning Statistics
 - Testing Summaries
 - Vaccination Planning
- Reopening Update
 - Rental Assistance Program Model
 - Tax Commissioner's Office Reopening
- 2021 COVID-19 Funding Update



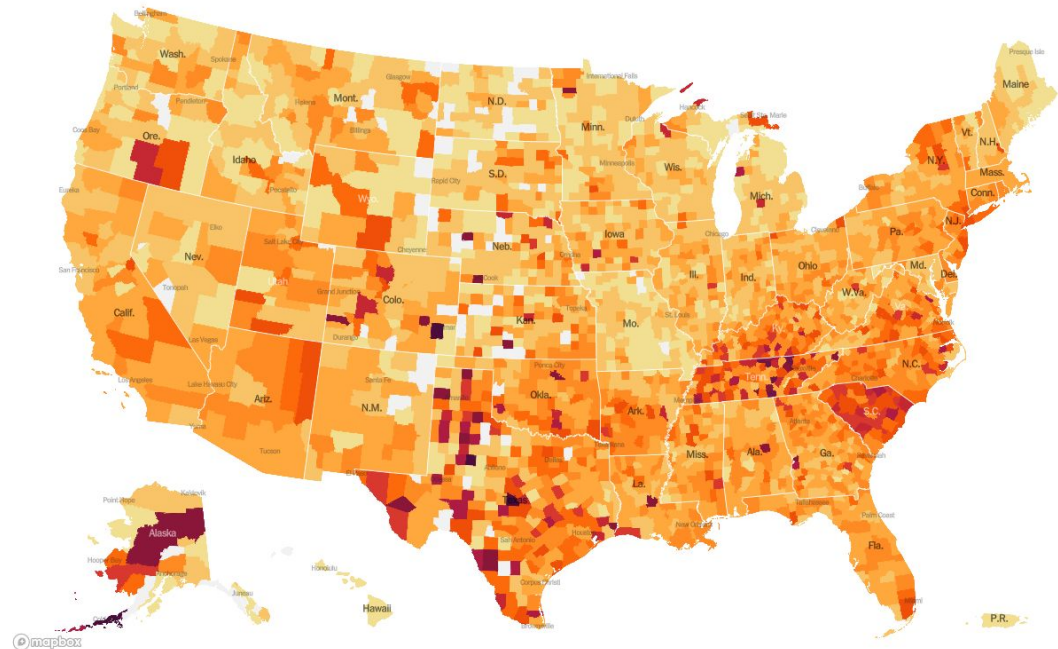
Incident Response Update

COVID in the United States



Jan. 18 2021

Feb. 15, 2021

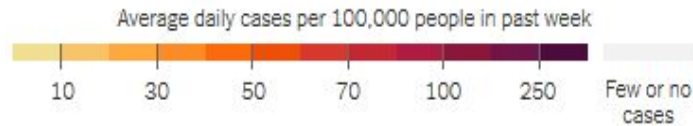


Incident Response Update

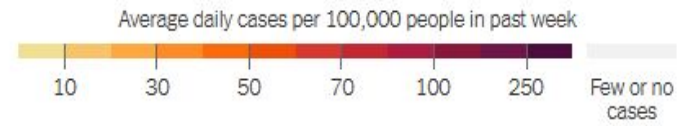
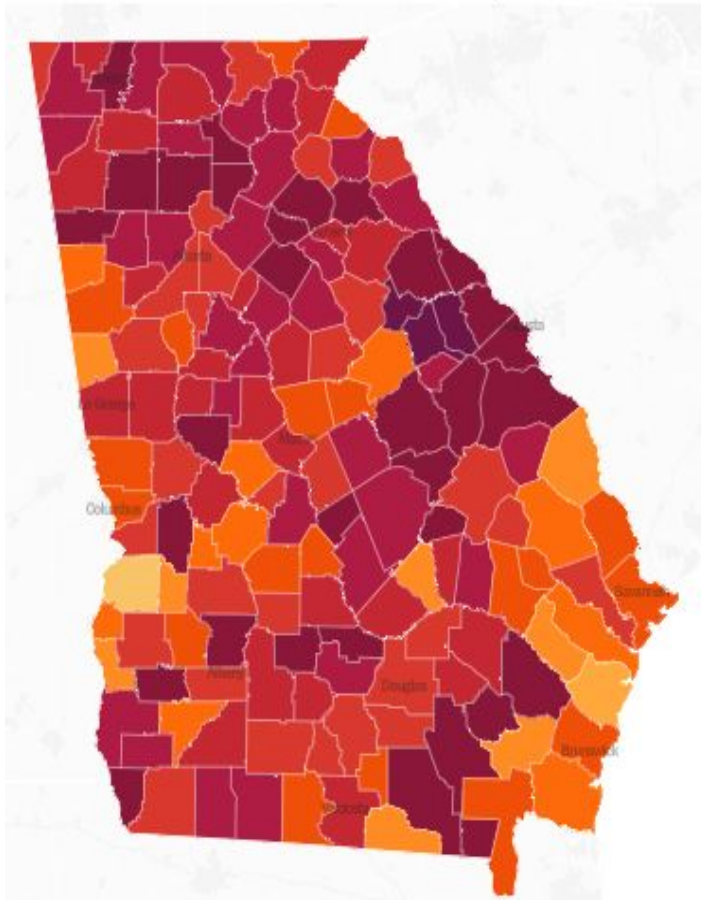
COVID in Georgia

Jan. 18, 2021

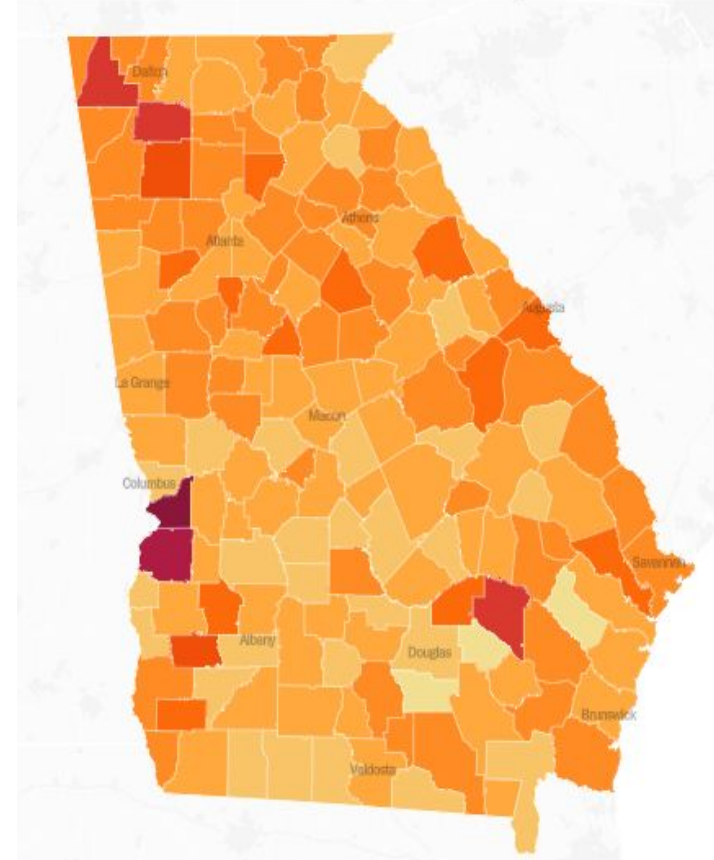
Feb. 15, 2021



Double-click to zoom into the map.



Double-click to zoom into the map.





Incident Response Update

- **Fulton County COVID-19 cases**

- *Since 1/1/21, 7-day avg. for cases has decreased from 780 to 181*

2-15-2021 Daily Fulton County Comparison

Cases						Charts
	15 February	14 February	24 hr change	1-week ago	7 Day Average	% 14 Day Change
Fulton Cases	71,970	71,829	141	70,704	181	<p>2-15-21 Fulton Co. Daily Cases 14 Day Change = -40%</p>
GA Cases	792,509	790,779	1,730	778,049	2,066	<p>TOTAL REPORTED ON FEB. 14 14 DAY CHANGE</p> <p>Cases 940,451 1,874 -45%</p>
US Cases	28,298,273	28,260,619	37,654	27,790,169	72,586	<p>TOTAL REPORTED ON FEB. 14 14 DAY CHANGE</p> <p>Cases 27.6 million+ 63,850 -39%</p>

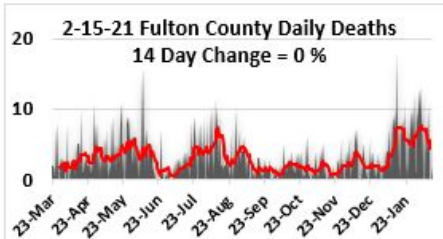
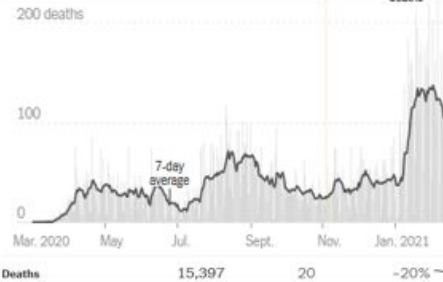
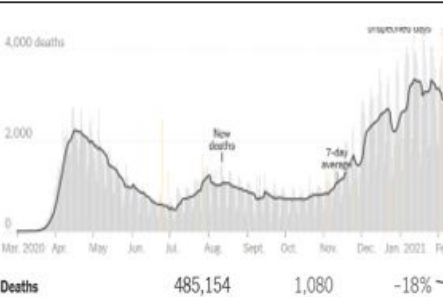


Incident Response Update

- COVID-19 Deaths

Since 1/15/21, 7 day avg, for deaths has plateaued 6 COVID Deaths per a day

2-15-2021 Daily Fulton County Comparison

Deaths						Charts
	15 February	14 February	24 hr change	1-week ago	7 Day Average	% 14 Day Change
Fulton Deaths	987	985	2	953	4.8	
GA Deaths	13,997	13,964	33	13,481	74	
US Deaths	497,859	497,134	725	479,385	2,536	

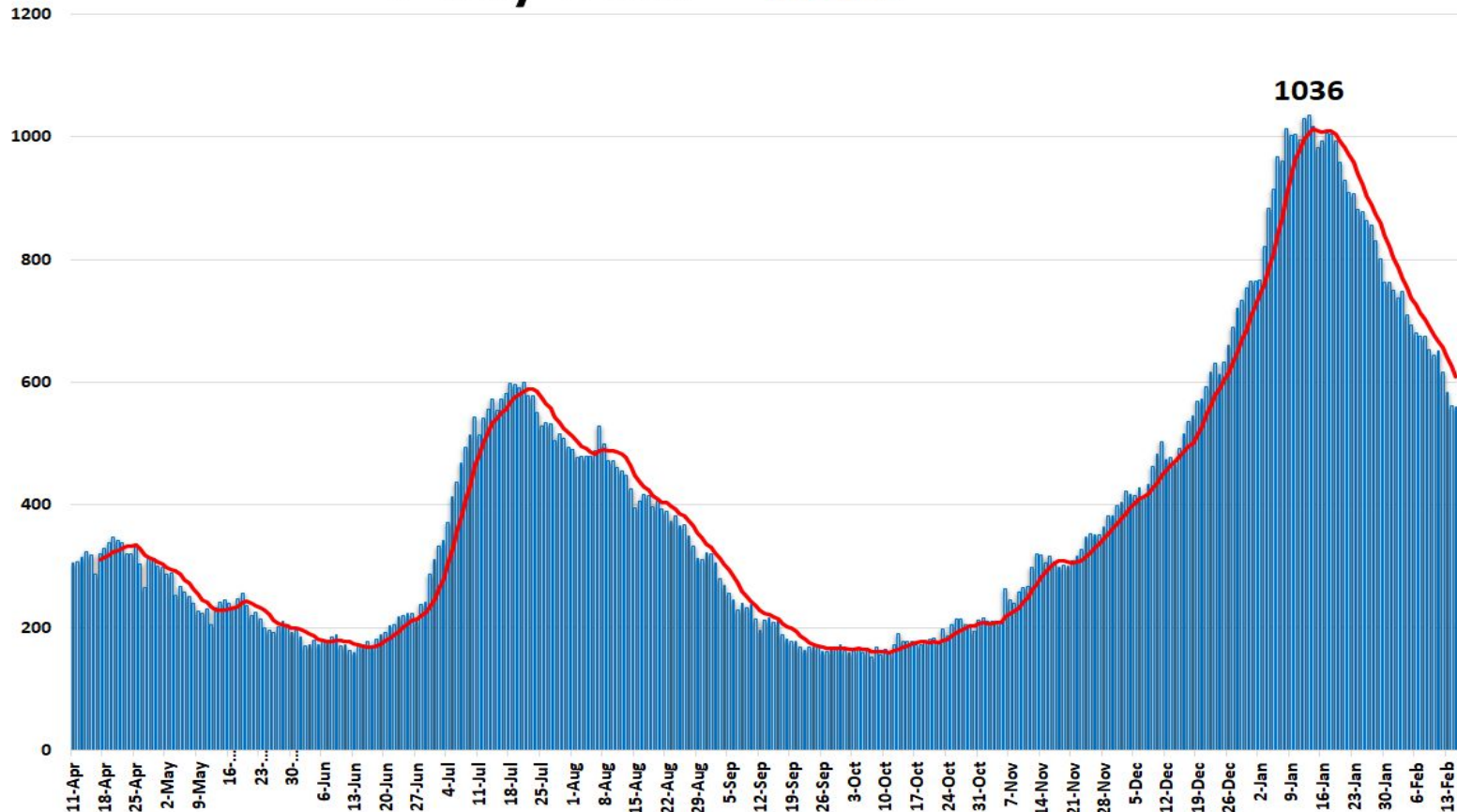
Incident Response Update

- **COVID-19 Fulton County Hospitalizations**

- *Since 1/15/21, COVID-19 Hospitalizations has decreased from 1010 to 610*
- *Since 1/1/20, 7-day avg. for % positive tests has decreased off from 13.5 to 7.3*

2-15-2021 Fulton Co Hosp Bed Census

7-Day Trend = **610** 627

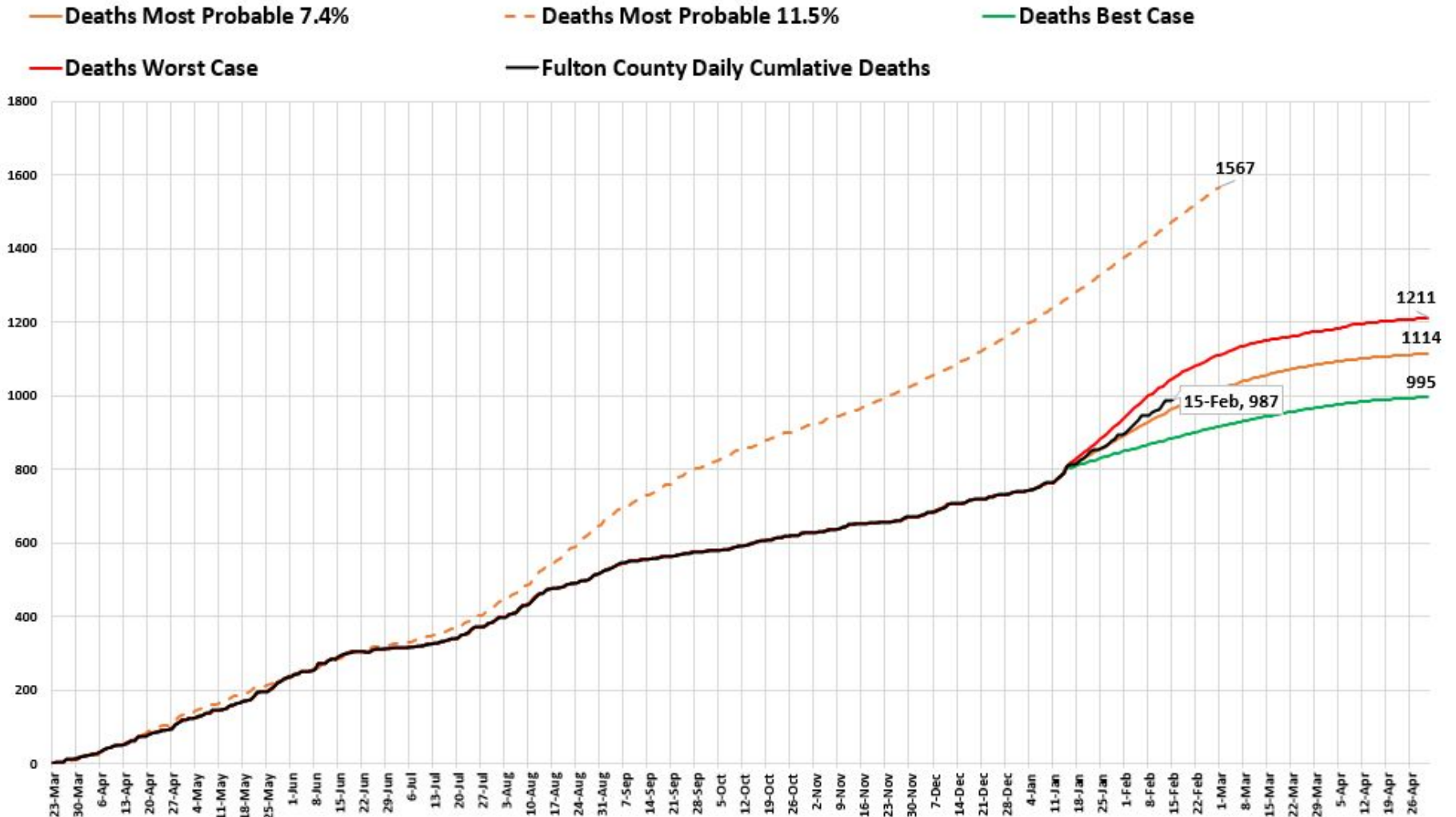


Incident Response Update



- Since 1/1/21, Fulton County's % of the State's COVID-19 deaths has continued a steady to drop from 7.60% to 7.05

2-15-2020 Fulton County COVID-19 Death Projection





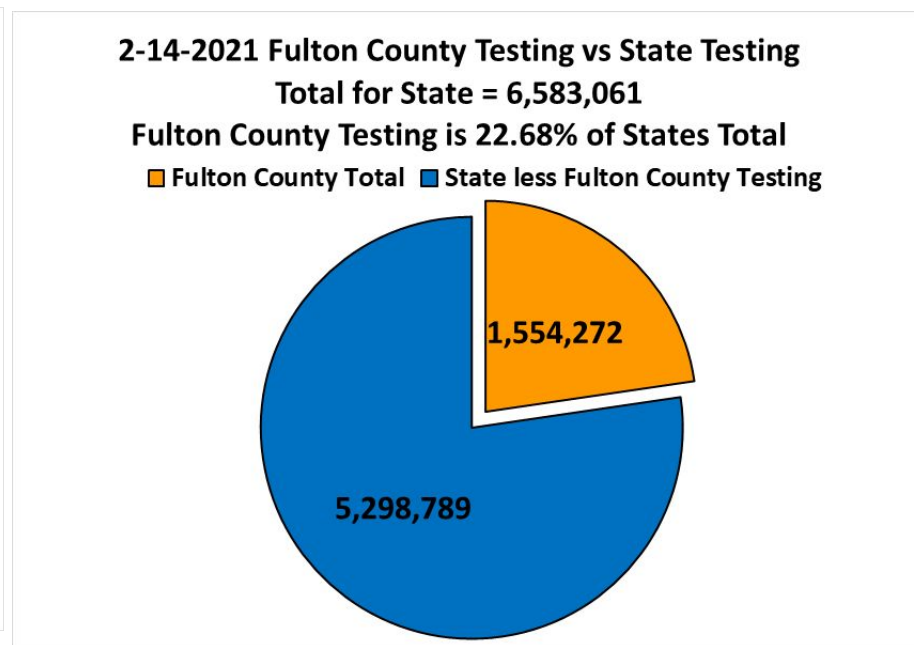
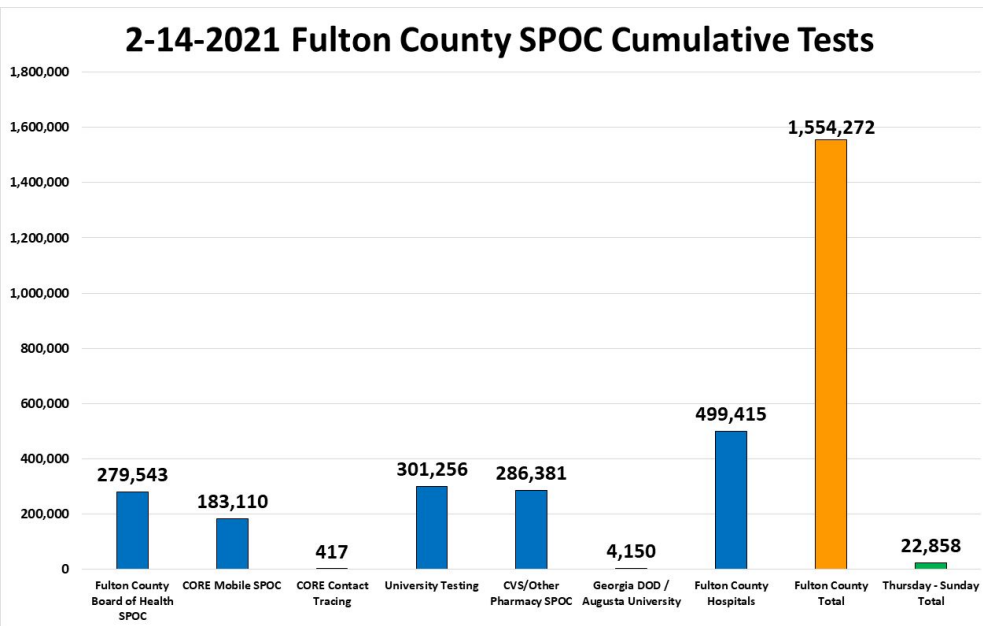
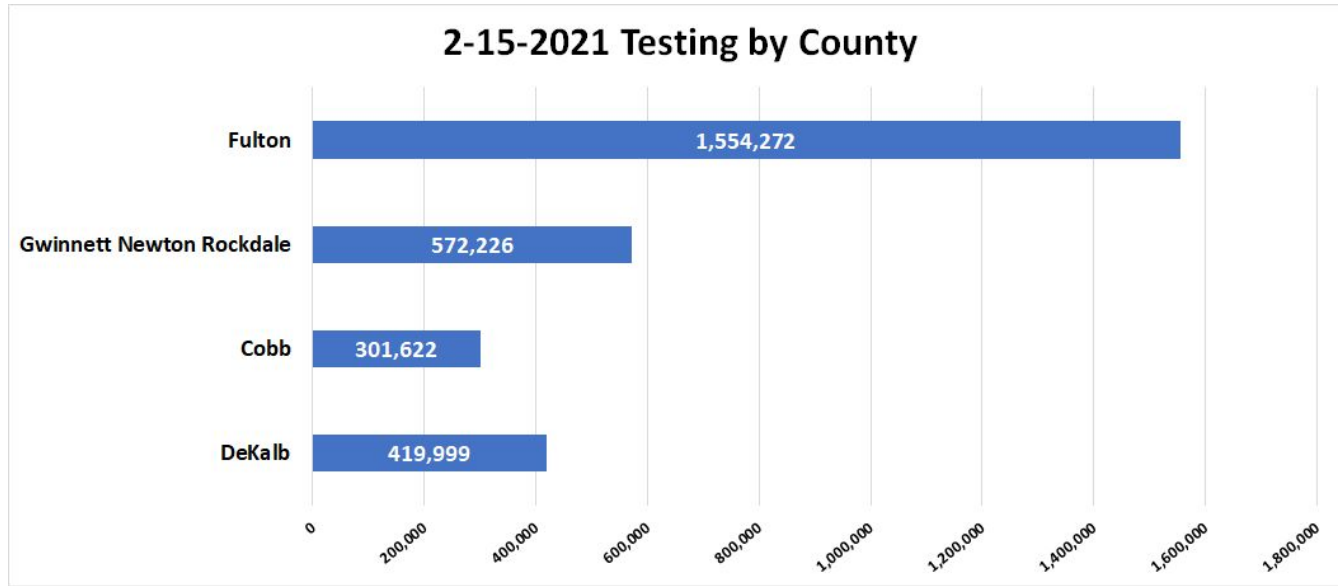
Incident Response Update

2/15/21 Fulton County COVID-19 Scorecard

Metric	Status (7-day average) =*	Metric
Testing (Demand & Capacity)	*5,939 ⬇️	Current capability is 13,000 / day Daily Testing: over 2857 , 1428 - 2857 , less than 1428
Testing (Results)	36-72 hrs ➡️	Time to receive results: 0 - 48 , 49 - 96 , over 96
Cases	* 181 ⬇️	Less than 20 , 20 – 74 a day , 75 to 249 , over 250
Fulton positivity rate % +	* 7.3% ⬇️	Less than 1% , 1% - 5% , 5% - 10% , over 10%
Hospitalizations COVID census	* 610 ⬇️	Less than 50 , 50 – 200 , 201 - 349 , over 350
Hospital Bed Availability	* 19.9 ⬆️ * 17.6% Adult	Open Beds: over 25% , 15% - 25% , Less 15%
Hospital CCU Bed Availability	* 16.4% ⬆️ * 14.1% Adult	Open CCU Beds: over 25% , 15% - 25% , less 15%
Hospital Vent Availability	* 53.3% ⬇️	Open Vents: over 25% , 15% - 25% , less 15%
COVID Deaths	* 4.8 ⬆️	Less than .25 , .25 – 2.5 , 2.5 – 5 , over 5
Morgue census	* 93 ⬆️	Less Than 60 , 60 – 90 , over 90
COVID Vaccine Administered	52,612 80%	More than 75% , 50% - 75% , less than 50%



Incident Response Update



FULTON COUNTY COVID-19 Vaccine Status Dashboard

Information updated as of 2/15/21 Learn more at www.fultoncountyga.gov/COVID-19



31,567

First Doses Given
through Monday, Feb 15 , 2021



21,045

Second Doses Given
through Monday, Feb 15 , 2021



52,612

People Tested
through Monday, Feb 15 , 2021



6,500

First Doses Scheduled
Week of 2/15/21



4,500

Second Doses Scheduled
Week of 2/15/21



GROUP
1A

Vaccination Group
As of Monday, Feb15 , 2021

Incident Response Update (Vaccine)

Fulton County

VACCINES ADMINISTERED

Total

207,933

Dose 1

140,699

Dose 2

67,234

VACCINES ADMINISTERED PER 100K

Total

20,066

Dose 1

13,578

Dose 2

6,488

- To date, Fulton County BoH has vaccinated 1/4th of County's total
- Other locations in county i.e. Hospitals & Commercial
- Phase 1a demographics could be as high as 250K



Fulton County Government Board of Health Update



Fulton County

COVID-19 Vaccination Plan

- **Vaccine Locations:**
 - 1) Open POD @ GICC
 - 2) Expand capacity @ 4700 North Point
 - **Vaccine Equity:**
 - 1) Continue to assist, “in need” LTCFs
 - 2) This week vaccinate 200 Senior Center referrals (expand to 630 next week)
 - 3) Continue to target mobile vaccine solutions, for underserved communities.
 - **Staffing clinical & non-clinical:**
 - 1) Extend / Improve staffing calendar
 - 2) Vet all volunteers
 - 3) Complete temp clinical staff hiring, for expansion
 - **Reservation System:**
 - 1) Continue to improve current vaccine reservation system
 - 2) Develop strategy for migration to State system
 - 3) Call-center integration
 - **Public Information:**
 - 1) Effectively communicate: Vaccine Phases, Vaccine Locations, Vaccine Strategy
 - 2) Develop comprehensive media strategy to combat vaccine hesitancy
-



Questions?






Fulton County Government Reopening Plan

Reopening Update


Gating Criteria - Reopening Indicators

CASES



Downward trajectory in the 7-day average of new positive tests within a 14-day period, and positivity rate below 5%

TESTING

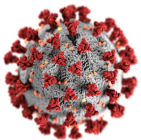


Ability to test 100% of county employees returning to work, & execute the BOH testing plan

EQUIPMENT



PPE and supplies for all employees interacting with public, & temperature screen to enter Fulton facilities



**Satisfy Before Proceeding to Phased Comeback*

COVID POSITIVE EMPLOYEES

LAST 2 WEEKS			
DEPARTMENT	POSITIVE	DEPARTMENT	POSITIVE
DISTRICT ATTORNEY	1	SUPERIOR COURT-ALL JUDGES	1
DREAM	2	SUPERIOR COURT-CLERK	1
LIBRARY	1	SUPERIOR COURT-GENERAL	1
PUBLIC WORKS	2	TAX ASSESSORS	1
GRAND TOTAL			10

COVID POSITIVE EMPLOYEES

CUMULATIVE

DEPARTMENT	POSITIVE	DEPARTMENT	POSITIVE
ARTS/COOPERATIVE EXTENSION	1	LIBRARY	19
BHDD, CENTRAL	2	MAGISTRATE COURT	1
BOARD OF HEALTH	26	MEDICAL EXAMINER	2
BOARD OF COMMISSIONER	2	POLICE	6
CLERK OF SUPERIOR CLERK	43	PROBATE COURT	4
COUNTY ATTORNEY	3	PUBLIC DEFENDER	3
COUNTY MANAGER	2	PUBLIC WORKS	19
COUNTY MARSHAL	10	PURCHASING	1
DISTRICT ATTORNEY	15	REGISTRATION & ELECTIONS	3
DREAM	17	SENIOR SERVICES	6
EMERGENCY MANAGEMENT	2	SHERIFF	4
EMERGENCY SERVICES	31	SOLICITOR	4
EXTERNAL AFFAIRS	1	STATE COURT	5
FINANCE	3	SUPERIOR COURT-ALL JUDGES	2
HUMAN RESOURCES	1	SUPERIOR COURT-GENERAL	18
INFORMATION TECHNOLOGY	5	TAX ASSESSORS	17
JUVENILE COURT	15	TAX COMMISSIONER	26
GRAND TOTAL			319

Reopening Update

PHASE II REOPENING



Continued Closure

- Senior Centers
- IDD Service Centers
- Arts Centers

Phase II First Steps

- **WE REMAIN IN A “PHASE I” RE-OPENING POSTURE**
- Tax office reopening (141 Pryor & Greenbriar)

Continued Operations

- Emergency essential operations
- Virtual & contactless service delivery

Reopening Update

Tax Commissioner's Offices - 141 Pryor/Greenbriar

- **Expediting Permanent Installation of Shields at each service desk**
 - **141 Pryor Opening Date: Monday, March 1st**
 - **Greenbriar Opening Date: Monday, March 15th**
 - **Other Measures In Support of Opening Plan & Future Operations**
 - **Additional Line Support**
 - **PPE Needs**
 - **Qmatic Upgrade - Citizens Communication Feature**
 - **Permanent Shields (3 Remaining Locations)**
-



QUESTIONS



Rental Assistance Program

RENTAL ASSISTANCE PROGRAM

Framework

- **ELIGIBILITY** - One or more individuals meets the following criteria:
 - i. Qualifies for unemployment or experienced reduction in household income, incurred significant costs, or experienced a hardship due to COVID-19;
 - ii. Demonstrates a risk of experiencing homelessness or housing instability; and
 - iii. Has a household income at or below 80 percent of the area median.
- **JURISDICTION** - Fulton County households outside the City of Atlanta
- **ASSISTANCE CAPS**
 - i. Maximum \$1300 monthly rent and up to 6 months of assistance
 - ii. Maximum \$200 month in utility payments and up to 6 months of assistance
- **PRIORITIZATION** - individuals unemployed >90 days OR below 50% AMI
- **RECERTIFICATION** - required every 3 months post arrears assistance

RENTAL ASSISTANCE PROGRAM

Program Infrastructure

AWARD MANAGEMENT SYSTEM

- System Selected - Neighborly
- Provider onboard and configuring system

CALL CENTER

- Up to 20 call takers
- Open from M-F 8:30 am to 7 pm & Sat 9 am to noon
- Answer general ERA questions; implement referral protocols; assist with application and required documentation

ADJUDICATION TEAM

- 4 member team
- Complete daily adjudication of applications
- Apply program framework in the adjudication of applications

QUALITY ASSURANCE TEAM

- 2 member team
- Provide oversight & final approval for application adjudication
- Review complex decisions/exceptions

DATA ANALYTICS & REPORTING TEAM

- 2 member team
- Daily monitoring and management dashboard of award management; call center; and payment processing systems
- Reporting - Bi-weekly to BOC; monthly to Mayors; and quarterly to Treasury

PAYMENT PROCESSING

- System selected is HomeFreeUSA
- Waiting completion of purchasing process

RENTAL ASSISTANCE PROGRAM

Outreach, Communication, & Collateral

OUTREACH

Identify and contact households with eviction filings

Target campaign to households within the top 10, at risk census tracts

Engage trusted non-profits for referrals

COMMUNICATION

Award announcement press release

Formal Communication Plan due 2/19

COLLATERAL

ERA website and highlight on County Website

Elected Officials media kit

QR code to application

FAQ


RENTAL ASSISTANCE PROGRAM

Next Steps

- Execute staffing plan
- Configure award management system
- Configure call center system
- Onboard payment system
- Train staff
- **Launch March 1, 2021**



QUESTIONS



Emergency Response Reserve Update

Budget vs Commitments

2.12.2021

<i>in Millions \$</i>		Budget	Commitments	Unobligated	Paid
Health Response	Testing	\$ 4.2	1.5	\$ 2.7	\$ -
	Vaccination	8.3	6.6	1.7	-
	SPOC / Mobile Site Oper.	6.1	6.1	-	-
	Comm. Testing/ Vaccine	1.0	1.0	-	-
	Total	19.6	15.2	4.37	-
Operational Stability	PPE	4.0	4.0	-	-
	Infrastructure	3.2	3.2	-	-
	Prof. Serv	1.2	1.2	-	-
	Warehouse	1.2	1.2	-	0.0
	Day Porters	1.3	-	1.3	-
	Janitorial	2.8	0.6	2.2	-
	Childcare	0.3	0.3	-	-
	Health Care Costs	1.0	1.0	-	-
	COVID - 2020 Oblig / Reserve	5.2	4.9	0.3	1.2
	Hardware and Software	5.4	3.5	1.9	-
	Hazard Pay	0.5	-	0.5	-
	Total	26.1	19.9	6.2	1.2
Total		\$ 45.7	\$ 35.2	10.5	\$ 1.2

Purchase Orders

Program	Legal Name	Line Description	PO	Paid	Balance
Rolled from 2020 Total			4,365,643	1,232,411	3,133,232
Prof. Serv.	Emergency Management Services International, Inc.	onsite and offsite COVID-19 Response Support Services	1,242,943	-	1,242,943
Prof. Serv. Total			1,242,943	-	1,242,943
Janitorial	BELFOR USA	Ongoing sanitization of Fulton County facilities	200,000	-	200,000
Janitorial	FULL CIRCLE RESTORATION & CONSTRUCTION SEF	Ongoing sanitization of Fulton County facilities	200,000	-	200,000
Janitorial	CRM SERVICES LLC	Ongoing sanitization of Fulton County facilities	200,000	-	200,000
Janitorial Total			600,000	-	600,000
Hardw. and Softw.	Zoom Video Communications, Inc.	Enterprise Named Host Annual- Zoom Room Annual	200,000	-	200,000
Hardw. and Softw. Total			200,000	-	200,000
Testing	JECKIL PROMOTIONS, INC.	Clique Men's Kingsland Jacket 3XL(4) and 4XL (1)	57	57	-
Testing	JECKIL PROMOTIONS, INC.	Clique Men's Kingsland Jacket Extra Large	2,875	2,875	-
Testing	JECKIL PROMOTIONS, INC.	Clique Men's Kingsland Jacket Large	3,415	3,415	-
Testing	JECKIL PROMOTIONS, INC.	Clique Men's Kingsland Jacket Medium	3,415	3,415	-
Testing	JECKIL PROMOTIONS, INC.	Clique Men's Kingsland Jacket Small	1,708	1,708	-
Testing	JECKIL PROMOTIONS, INC.	Clique Men's Kingsland JacketSize : 2XL	1,138	1,138	-
Testing	JECKIL PROMOTIONS, INC.	Setup Charge	30	30	-
Testing	JECKIL PROMOTIONS, INC.	Shipping and Handling	436	436	-
Testing	JECKIL PROMOTIONS, INC.	Shipping and Handling Charges	96	96	-
Testing	JECKIL PROMOTIONS, INC.	(blank)	2,026	2,026	-
Testing Total			14,997	14,997	-
Warehouse	ULINE, INC.	Item: CLASS 2 STANDARD SAFETY VEST - ORANGE, L/XL	120	-	120
Warehouse	ULINE, INC.	Item: ECONOMY FOLDING TABLE - 96 X 30", WHITE	2,875	-	2,875
Warehouse	ULINE, INC.	Item: ECONOMY PLASTIC FOLDING CHAIR - WHITE	696	-	696
Warehouse	ULINE, INC.	Item: LAMINATOR - 12"	195	-	195
Warehouse	ULINE, INC.	Item: LETTER SIZE LAMINATING POUCHES - GLOSSY, 3 MIL	50	-	50
Warehouse	ULINE, INC.	Item: LOW TEMP EXTENSION CORD - 25'	100	-	100
Warehouse	ULINE, INC.	Item: LOW TEMP EXTENSION CORD - 50'	120	-	120
Warehouse	ULINE, INC.	Item: OFFICE TRASH CAN - 7 GALLON, BLACK	140	-	140
Warehouse	ULINE, INC.	(blank)	21,266	-	21,266
Warehouse	OFFICE DEPOT	Item: 962XL High Yield Black and HP 962Cyan, Magenta, Yellow Original Ink Cartridges	208	208	-
Warehouse	OFFICE DEPOT	Item: HP 962 Original Ink Cartridge, Black (3HZ99AN)	66	66	-
Warehouse	OFFICE DEPOT	Item: K1500 Single-Serve Commercial Coffee Maker, Black	140	140	-
Warehouse	OFFICE DEPOT	Item: OfficeJet Pro 9025 Wireless InkJet All-In-One Color Printer	330	330	-
Warehouse	OFFICE DEPOT	(blank)	2,576	-	2,576
Warehouse	GRAINGER INDUSTRIAL SUPPLY	(blank)	1,189	-	1,189
Warehouse	HOME DEPOT	(blank)	428	428	-
Warehouse Total			30,499	1,172	29,327
Grand Total			\$ 6,454,081	\$ 1,248,579	\$ 5,205,502

Other Emergency Programs

Emergency Rental Assistance Program (Federal Support)

<i>in millions \$</i>	Budget
Rental Assistance	\$ 15.20
Utilities Assistance	1.0
Admin. Cost - 10% of Funds	1.8
	\$ 18.0

Other Sources of Funds

Federal COVID-19 Local Fiscal Recovery Plan (in Process)

Summary- \$350 Billion for State and Local Governments. If approved, Fulton County estimated to receive \$200 million per NACO estimator tool

Allowable Uses - Health Response, Community Needs, Operational Stability

Federal FEMA Vaccination Distribution

Summary - \$3.2 billion for expenses related to COVID-19 vaccination at 100% federal cost share.

Allowable Uses - Reimbursement for critical supplies, staffing, training and transportation needs testing & vaccination



QUESTIONS