



Fulton County Operational Report

July 12, 2023

Board of Commissioners Meeting

AGENDA

Public Safety and Technology:


- Justice and Jail Systems
- Jail Bridging Plan Update

Health and Human Services:

- ARC Health Summit
- Cleveland Library Status
- Big Creek Update

Internal Services and Facilities:

- COVID 19 Reserve & ARPA Spend
- Monthly Financial Report
- Monthly Emergency Purchase Orders & Monthly CM Contract Approvals



Justice and Jail Systems Update



FULTON COUNTY GOVERNMENT

Project **ORCA** & Justice System Update

JULY 12, 2023

AGENDA

01 ORCA CASE REDUCTION

02 CUMULATIVE CASE REDUCTION

03 JAIL POPULATION UPDATE

PROJECT OVERVIEW

Since the beginning of COVID-19, the Fulton County Court System has amassed a significant and unprecedented level of cases. Project ORCA will address this challenge by utilizing a combination of capacity expansion and productivity enhancement initiatives to expedite the case adjudication process.

CASE ACCUMULATION DEFINED

All cases (hearings, filings, applications) that were initiated before and during the pandemic (including those currently awaiting formal charging or filing) that have been impacted due to current limitations at various stages of the case administration process.

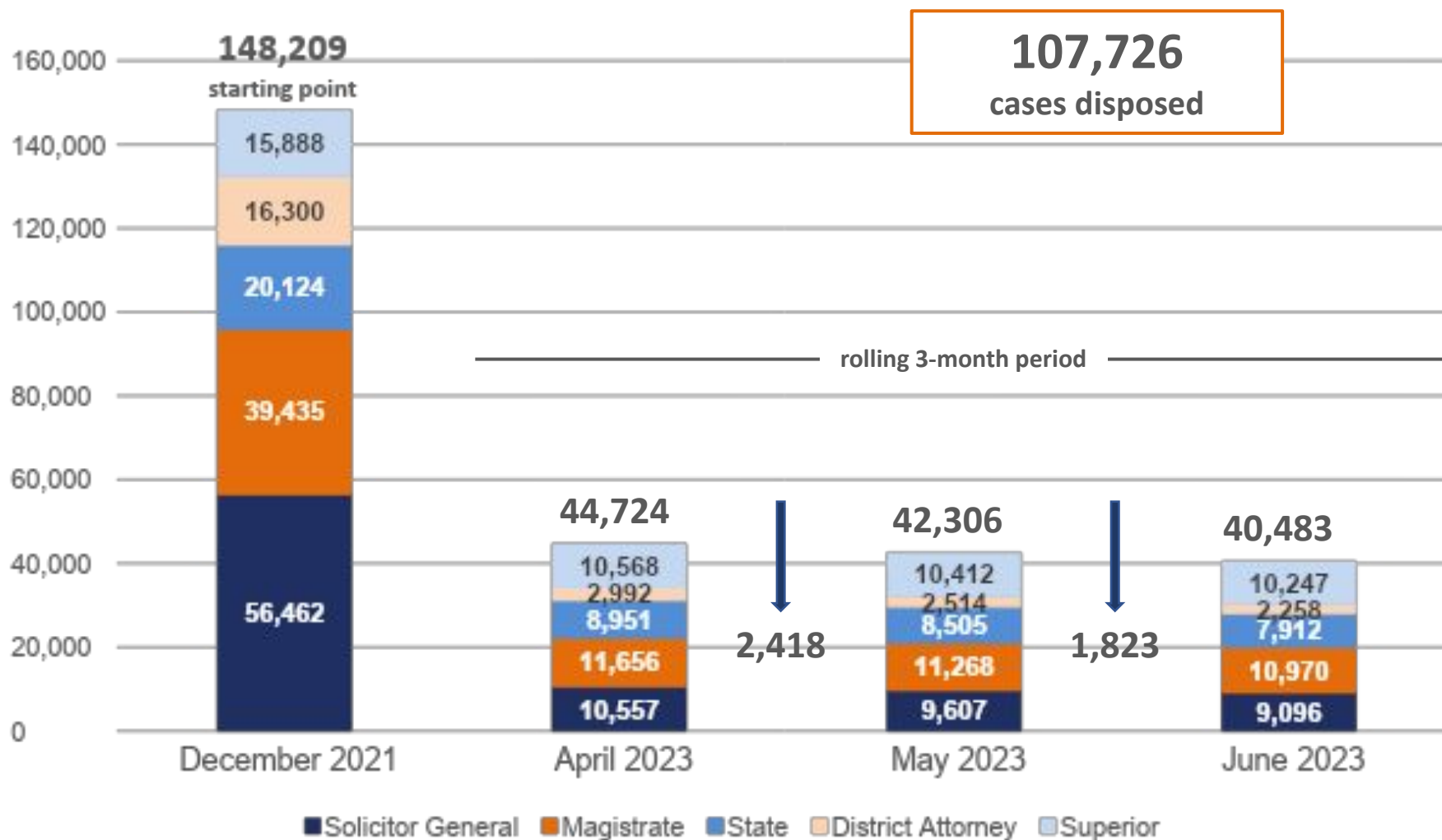


The COVID-19 Case Resolution Project began on **December 6, 2021** with **148,209** open and active cases.

As of **June 30, 2023**, **107,726** cases have been disposed.
There are **40,483** pending open and active cases.

PROJECT ORCA CASE REDUCTION

DISPOSITIONS BY OFFICE



PROJECT ORCA CASE REDUCTION

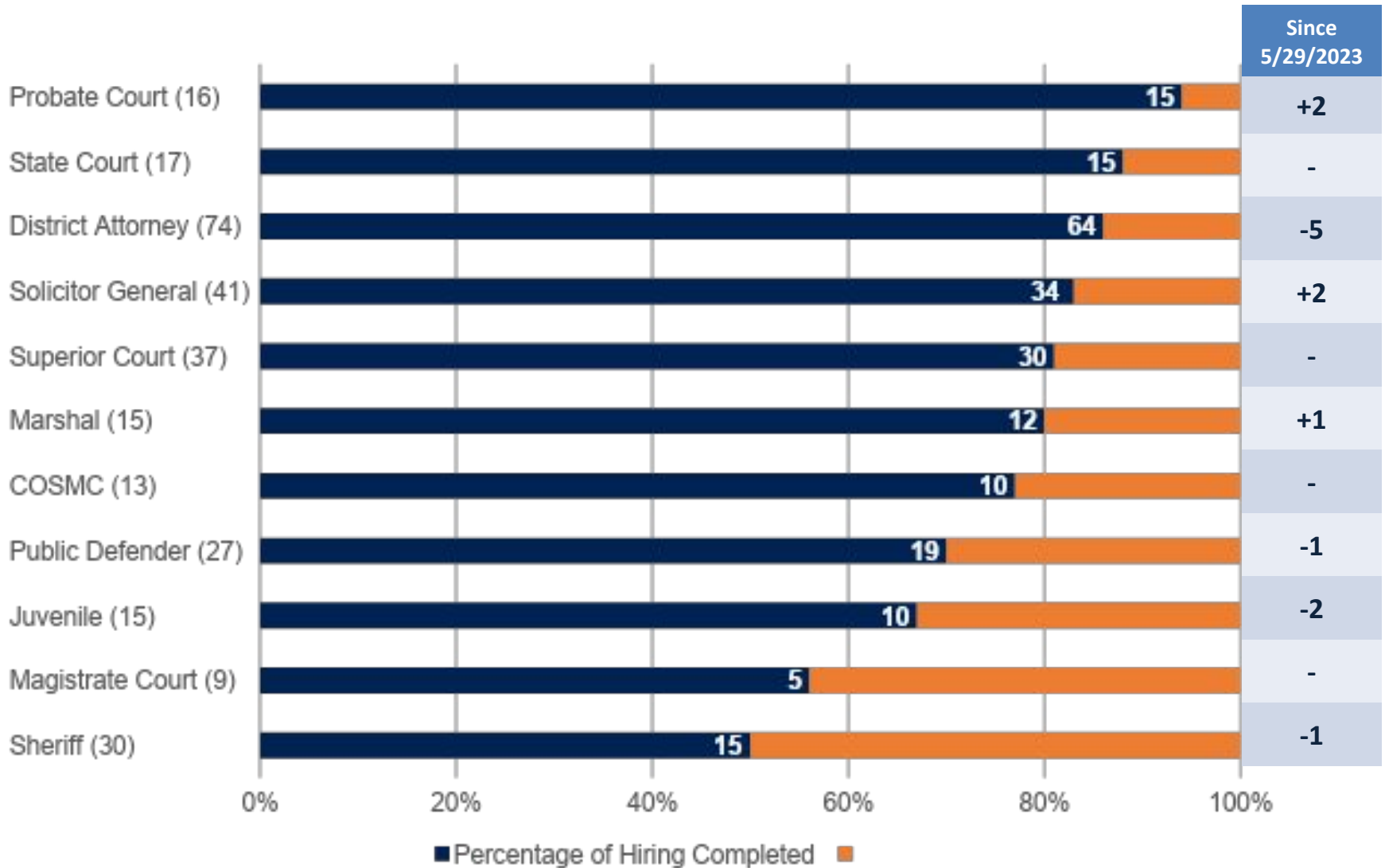
CASE DISPOSITION SUMMARY



Office	June 2023 (Last full month)			Project To Date (12/6/2021 through 6/30/2023)		
	Target	Actual	Variance	Target	Actual	Variance
Superior	442	277	(165)	8,386	9,696	1,310
District Attorney	356	288	(68)	8,047	14,005	5,958
State	556	558	2	10,542	15,020	4,478
Solicitor General	1,540	480	(1,060)	29,260	47,294	18,034
Magistrate	1,091	286	(805)	20,703	28,418	7,715
Overall	3,985	1,889	(2,096)	76,938	114,433	37,495

HIRING PROGRESS

HIRING PROGRESS BY DEPARTMENT AS OF 6/30/2023





FULTON COUNTY GOVERNMENT

Project **ORCA** & Justice System Update

JULY 12, 2023

AGENDA

01 ORCA CASE REDUCTION

02 **CUMULATIVE CASE REDUCTION**

03 JAIL POPULATION UPDATE

CUMULATIVE CASE REDUCTION JUSTICE SYSTEM SCORECARD



MEASURE	GOAL	MAY 2023 BASELINE	JUNE 2023	DELTA
Average Length of Stay	30 days	71 days	77 days	8 day increase
Jail Population Unindicted without other charges	10%	34%	33%	1% decrease (14 fewer unindicted)
Clearance Rate for Felony Criminal Cases	100%	69%	100%	31% increase
Felony Cases Disposed within 180 Days	90%	25%	27%	2% increase
Felony Cases Disposed within 365 Days	98%	61%	57%	4% decrease



FULTON COUNTY GOVERNMENT

Project **ORCA** & Justice System Update

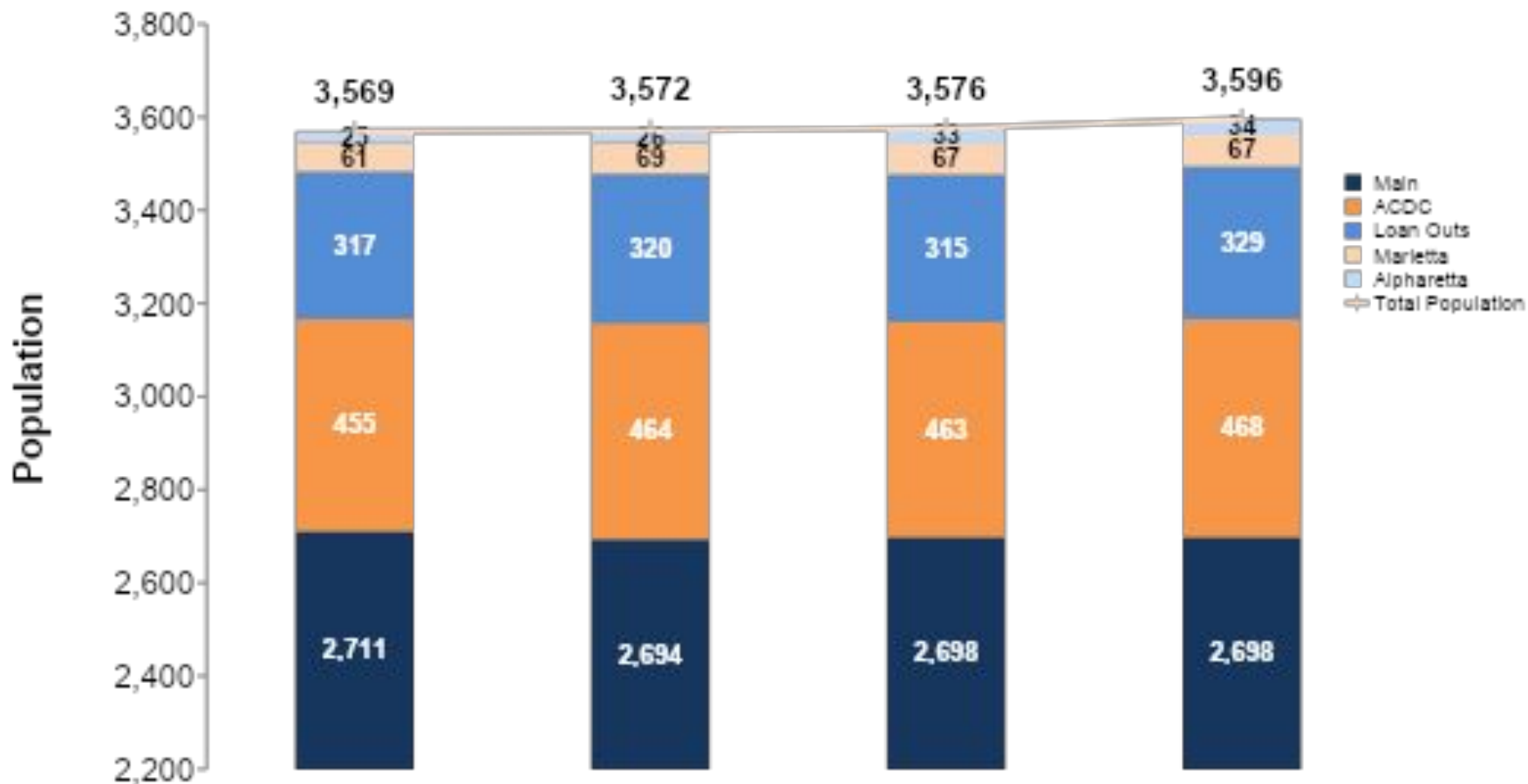
JULY 12, 2023

AGENDA

- 01** ORCA CASE REDUCTION
- 02** CUMULATIVE CASE REDUCTION
- 03** **JAIL POPULATION UPDATE**

AVERAGE WEEKLY JAIL POPULATION

5/29/2023 - 6/25/2023



	05/29 - 06/04	06/05 - 06/11	06/12 - 06/18	06/19 - 06/25
Book In	444	391	456	426
Book Out	333	384	445	308
Net	(111)	(7)	(11)	(118)

AVERAGE WEEKLY JAIL POPULATION

5/29/2023 - 6/25/2023



POPULATION BY FACILITY

	05/29 – 06/04	06/05 – 06/11	06/12 – 06/18	06/19 – 06/25
Main	2,711	2,694	2,698	2,698
ACDC	455	464	463	468
Loan Outs	317	320	315	329
Marietta	61	69	67	67
Alpharetta	25	26	33	34
TOTAL	3,569	3,572	3,576	3,596

WEEKLY BOOK IN / BOOK OUT

Book In	444	391	456	426
Book Out	333	384	345	308
NET	(111)	(7)	(11)	(118)

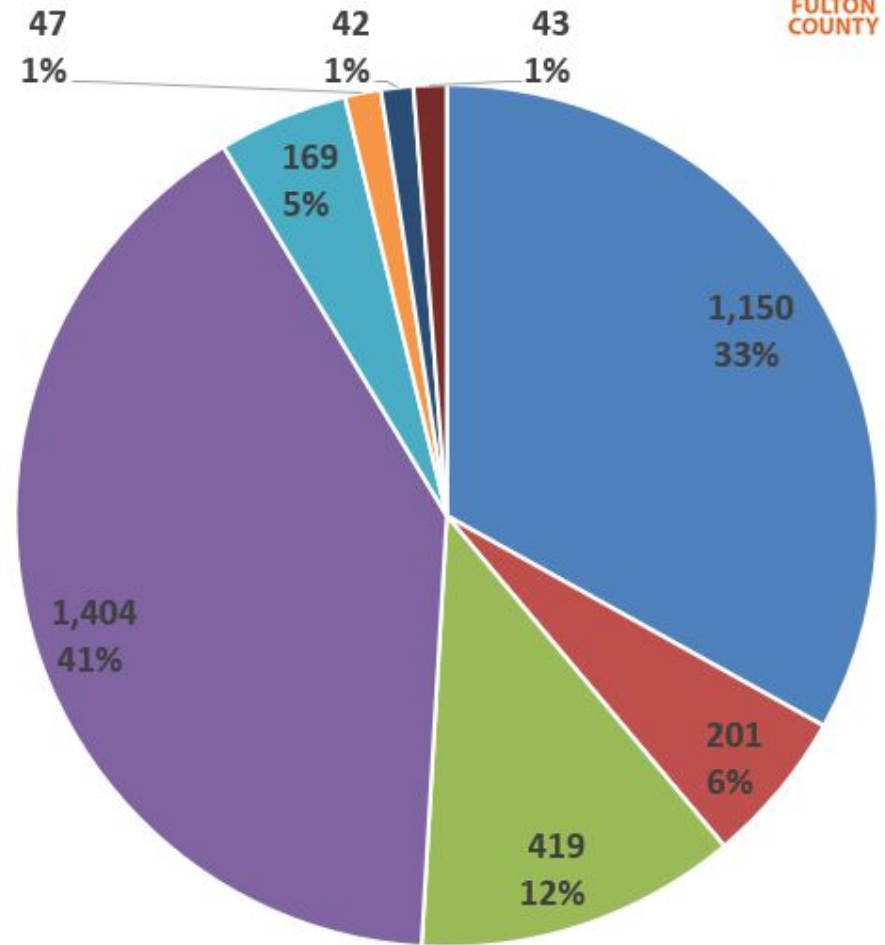
JAIL POPULATION

FULL INMATE ANALYSIS

AS OF 6/26/2023



Status	Number of Inmates	
Unindicted	1,150	33%
Unindicted w/ Hold	419	12%
Unindicted w/ Indicted Case	201	6%
Indicted (DA)	1,404	41%
Accused (SG)	169	5%
Hold Only (SBPP/Foreign)	47	1%
Awaiting Pickup/Transport/Extradition	42	1%
Serving Sentence / CPO	43	1%
TOTAL	3,475	100%



- Unindicted
- Unindicted w/ Indicted Case
- Unindicted w/ Hold (FTA/PV/SBPP/Foreign)
- Indicted
- Accused
- Hold Only (SBPP/Foreign)
- Awaiting Pickup/Transport/Extradition
- Serving Sentence/CPO

JAIL POPULATION POPULATION REDUCTION INITIATIVES



ACTION ITEM	DESCRIPTION / BACKGROUND	BOC UPDATE	START DATE
Increase inmate transports to Superior Court	Double the number of inmate transports per week	<ul style="list-style-type: none"> Sheriff's Office has doubled the number of inmate transports to Superior Court 	March 1
Increase the number of senior judges for Superior Court	Add new senior judges for criminal trial / weekend calendars and increase their compensation	<ul style="list-style-type: none"> 4 new senior judges have been added Trial calendars built out for remainder of the year 	May 15
Superior Court civil cases to State Court	Assign Superior Court civil cases to State Court for remainder of 2023	<ul style="list-style-type: none"> First round of civil cases have been assigned Assignments will continue on a rolling basis 	May 15
Increase Zoom capacity for Superior Court criminal cases	Increase the calendars and resources to expand cases leveraging Zoom	<ul style="list-style-type: none"> Jail Court Services staff hired to coordinate and move inmates for Zoom calendars Formal process developed for scheduling Zoom calendars, including dedicated communications Jail Court Services 	June 30
Prioritize jail cases on the Superior Court calendar	Prioritize jail cases on Superior Court calendars	<ul style="list-style-type: none"> Developing new Odyssey queries for automated and on-demand reports showing unindicted and indicted inmates 	July 15
Weekend court at Fulton County Jail	Hold criminal court cases at Fulton County Jail on weekend days	<ul style="list-style-type: none"> Kickoff meeting held with Justice Partners on June 27 Evaluating inmate population for participation Anticipate about 20 – 50 inmates per Saturday Court 	July 29
Expand the C-3 Program	Increase the number of C-3 contract attorneys and cases per attorney, with a focus on jail cases	<ul style="list-style-type: none"> Nearly 20 C-3 attorneys representing over 70 defendants Case assignments being made on a monthly basis Assessing increase to contract amounts for active attorneys 	August 1
Establish a competency court calendar	Create a dedicated calendar for competency cases	<ul style="list-style-type: none"> Operations and resource plan developed Plan will be presented to Superior Court bench at the July bench meeting 	August 15

PRIORITIES



- ✓ Accelerate ORCA case resolution/performance
- ✓ Implement multi-agency jail reduction plan
- ✓ Prevent Post-ORCA backlog

JUSTICE SYSTEM DASHBOARDS

PUBLIC INFORMATION



JUSTICE SYSTEM DASHBOARDS

DEPARTMENT

PUBLICLY AVAILABLE DASHBOARDS

SUPERIOR COURT

Total Defendants in Jail (Complex)
 Defendants in Jail for Over 1 Year (Complex)
 Total Pending Cases (Complex)
 Cases Pending for Over 1 Year (Complex)
 Total Defendants in Jail (Non-Complex)
 Defendants in Jail > 180 Days (Non-Complex)
 Total Pending Cases (Non-Complex)
 Cases Pending > 180 Days (Non-Complex)

NATIONAL COURT STANDARDS

Time to Disposition (Felony)
 Time to Disposition (Civil)
 Time to Disposition (Family)
 Clearance Rates
 Aging of Cases

STATE COURT

Total Defendants in Jail (Misdemeanor)
 Defendants in Jail Over 1 Year (Misdemeanor)
 Total Pending Criminal Cases
 Criminal Cases Pending for Over 1 Year

PROJECT ORCA DASHBOARDS

DEPARTMENT

PUBLICLY AVAILABLE DASHBOARDS

OVERALL

Total Disposed Cases
 Remaining Open & Active Cases


COURTS

Total Disposed Cases & Filings
 Remaining Open & Active Cases & Filings


PROSECUTORS

Total Disposed, Indicted, or Accused Cases
 Remaining Open & Active Cases

All publicly available justice system data and dashboards are found at:
<https://fultoncountyga.gov/inside-fulton-county/open-government>



QUESTIONS



Jail Bridging Plan Update


Jail Bridging Plan Objective Updates



<u>Maintenance</u>	<u>Food</u>	<u>Personnel</u>	<u>Medical</u>	<u>Public Affairs</u>
<p>Projected 2023 extra cost: \$8,300,000</p> <ul style="list-style-type: none"> ❖ Medical and mental health units will remain a priority ❖ Inmates to be moved to South Annex, to open one unit at Rice St. (6 Zones) for complete repair. ❖ Each Blitz Unit repair will be conducted within one month (11 total Units). to be completed in Priority Order ❖ Maintenance Plan and Contractor staffing are ready for implementation, waiting on contract amendment negotiations with NaphCare to cover the South Annex. Once NaphCare is resolved, inmates can be moved, (est late July) 	<p>Projected 2023 extra cost: \$3.800,000</p> <ul style="list-style-type: none"> ❖ The increase in food cost is directly related to national supply chain challenges, inflation, security, and rising inmate population. ❖ Employees are now prohibited from bringing in outside food, due to security concerns. ❖ Contract with new vendor is in place. 	<p>Projected 2023 extra cost: \$2,720,000</p> <ul style="list-style-type: none"> ❖ Contactor staffing of all jail towers, Cost \$2,320,000. ❖ Contactor to start 40 hr training requirement on 10 July, (23 in first wave). First group will be ready for work on 17 July. This will continue weekly, until contractor staffing reaches full strength, (mid-August). ❖ Staffing Survey. study needed to understand the staffing as it pertains to the current detainee population level Cost \$400,000 	<p>Projected 2023 extra cost: \$4,550,00</p> <ul style="list-style-type: none"> ❖ The Health Care Provider, the County, and the FCSO have renegotiated the health service contract for the rest of the year, with new provisions for contactor safety and contactor accountability. ❖ BOC approved funding for the new contract on 7 June 2023 ❖ Waiting on contract amendment negotiations with NaphCare to provide medical coverage for the South Annex 	<p>Projected 2023 extra cost: \$500,000</p> <p>The mission of the Fulton County Justice System Joint Information Center (JIC);Is to provide a structure and system for developing and delivering coordinated interagency messages; developing, recommending, and executing public information plans/procedures and strategies on behalf of the Fulton County Justice System Leadership; advising Incident Command concerning public affairs issues that could affect a response effort; and controlling rumors and inaccurate information that could undermine public confidence in Justice System.</p> <ul style="list-style-type: none"> ❖ Group is sharing information and meeting regularly



QUESTIONS



Health and Human Services Updates

Atlanta Regional Commission Health Summit



Atlanta Regional Commission

Filling the Gaps:

Addressing Healthcare Access Disparities in Metro Atlanta

July 10, 2023



Cleveland Avenue Library Status




Big Creek Update


What we have done and are doing:

- Diverted as much untreated wastewater flow as possible
- Increased our disinfection at the plant
- Steps rebuild our biological process and create a healthy environment
 - Trucking good bacteria from the John Creek Environmental Campus
 - Created as beneficial environment as possible with the amount of air the bugs receive and at the most perfect pH level
- Monitoring the plant operations
- The current plant operations are not in compliance with EPD permit, but will be once biological process is restored





QUESTIONS



COVID 19 Reserve & ARPA Spend Update

Cash Flow Projections – COVID 19 Response

In Millions \$	07.03.2023	07.03.2023	07.03.2023	Change in Budget	Change in Expenses
	Budget	Commitments	Expenses		
EERF - General Fund	\$ 10.5	\$ 10.5	\$ 10.5	\$ -	-
Communications	1.7	1.7	1.7	-	-
Child Care / Healthcare / Other	0.5	0.5	0.5	-	-
Payment to Employees	6.6	6.6	6.6	-	-
2020 Obligation/Unallowable	1.7	1.7	1.7	-	-
American Rescue Act	228.4	157.2	128.8	-	2.94
Health Infrastructure	24.1	1.0	0.1	-	0.05
Pandemic Proof County Facilities	28.0	2.3	1.5	-	-
Day Porters / Cleaning	1.9	1.9	1.5	-	0.00
Child Care	0.7	0.4	0.3	-	-
Other Emergencies	1.7	1.7	1.6	-	0.29
Lifeline Animal Control	0.5	0.5	0.5	-	-
Premium Pay for Employees	3.4	3.4	3.4	-	-
PPE- County Employees	1.6	1.6	1.6	-	-
Court Backlog Project	75.0	58.8	45.3	-	1.21
Information Tech - Virtual Support	12.3	8.1	1.1	-	-
Safety Net Services - CSP	8.1	8.0	7.5	-	-
Tiny Homes	1.0	1.0	-	-	-
Living Assistance	0.5	0.5	-	-	-
Diversion Center	1.7	1.7	-	-	-
Summer Youth	0.5	0.5	0.5	-	-
Employees Covid Healthcare	4.0	4.0	4.0	-	-
General Administration	0.9	0.9	0.4	-	-
Long Term Revolving Loan Program	3.9	3.9	3.9	-	-
Food Insecurity	5.1	5.1	3.5	-	0.01
Job Training	0.9	0.9	0.4	-	-
ERAP 2 & High Need	29.0	29.0	29.0	-	-
ERAP Additional Operational Costs	9.1	9.1	8.7	-	(0.28)
Vaccination and Testing - Shared Cost of FEMA Reimbursable Items 3Q22+	0.4	0.4	0.1	-	0.01
Grady Hospital	11.0	11.0	11.0	-	-
Testing Vaccination	2.8	1.2	0.5	-	0.01
Vaccine Incentive Program	0.5	0.4	0.4	-	-
Consolidated Appropriations Act	18.0	18.0	18.0	-	-
ERAP 1	18.0	18.0	18.0	-	-
ERAP Reallocation	67.0	67.0	67.0	-	-
ERAP 4	25.0	25.0	25.0	-	-
ERAP 5	25.0	25.0	25.0	-	-
ERAP 6	17.0	17.0	17.0	-	-
FEMA Related Expenses	29.6	29.6	29.4	0.01	0.05
Total	\$ 353.5	\$ 282.2	\$ 253.6	0.01	2.99
Reserve	\$ 19.8				



Cash Flow Projections – COVID 19 Response

Cash Flow Projection COVID-19 Response

In Millions \$

Uses of Funds	2021	2022	2023	2024	Total
A EERF - General Fund	10.5		-	-	10.5
B American Rescue Act	51.8	57.6	87.4	31.4	228.1
C Consolidated Appropriations Act	17.4	0.6	-	-	18.0
D ERAP Reallocation	-	67.0	-	-	67.0
E FEMA Related Expenses	21.2	7.8	0.3	-	29.4
Projected Annual Uses	100.9	133.1	87.7	31.4	353.0

Sources of Funds	2021	2022	2023	2024	Total
A EERF	10.5	16.4			26.9
B American Rescue Act	128.4	103.4			231.8
C Consolidated Appropriation Act	18.0				18.0
D ERAP Reallocation	-	67.0			67.0
E FEMA Reimbursement at 100% until 2Q 22/90% 3Q 22+	5.9	7.4	6.3	9.8	29.4

Projected Annual Sources	2021	2022	2023	2024	Total
	162.8	194.2	6.3	9.8	373.1


Cash Balance EOY - 100% FEMA Reimbursement	61.9	123.0	41.6	20.1	20.1
--	------	-------	------	------	------

FEMA Reimbursement Update


Period	Amount Expended	Amount Submitted	Amount Received	Status
MBFS	\$6,501,828	\$6,501,828	\$6,501,828	Payment received in advance and balance requested (\$564,534.37 received 12/09/22)
2020 Q4	\$1,809,255	\$1,989,307	\$1,809,012	\$1,809,011.74 received 6/21/2023
2021 Q1	\$3,781,732	\$3,781,732	\$3,774,350	\$3,774,349.55 received 6/21/2023
2021 Q2	\$5,384,715	\$5,384,715	\$0	Under FEMA review - Pending funding - \$5,099,223.84
2021 Q3	\$3,676,082	\$3,676,082	\$3,676,082	Expedited application was submitted for these three quarters, but expedited funding was granted based on actual expenses incurred for the period in the amount of \$7,122,929-additional amount to be submitted (\$6,845,288 received on 12/09/22) - Pending additional funding \$4,171,568.98
2021 Q4	\$3,169,205	\$3,169,205	\$3,169,205	
2022 Q1	\$4,171,570	\$4,171,570	\$0	Under GEMA review - Pending funding - \$1,705,887.15
2022 Q2	\$1,705,887	\$1,705,887	\$0	
2022 Q3	\$983,452			Quarter is still open for submission of FEMA reimbursement
2022 Q4	\$358,843			Quarter is still open for submission of FEMA reimbursement
2023 Q1	\$124,421			Quarter is still open for submission of FEMA reimbursement
2023 Q2	\$24,404			Quarter is still open for submission of FEMA reimbursement - ended 5/11/2023
Total	\$31,691,394	\$30,380,326	\$18,930,477	

There are outstanding purchase orders not included in the total above.





QUESTIONS



Financial/Performance Measures Update

Monthly Financial Report

General Fund Expenditure Analysis 2022 vs 2023 - June

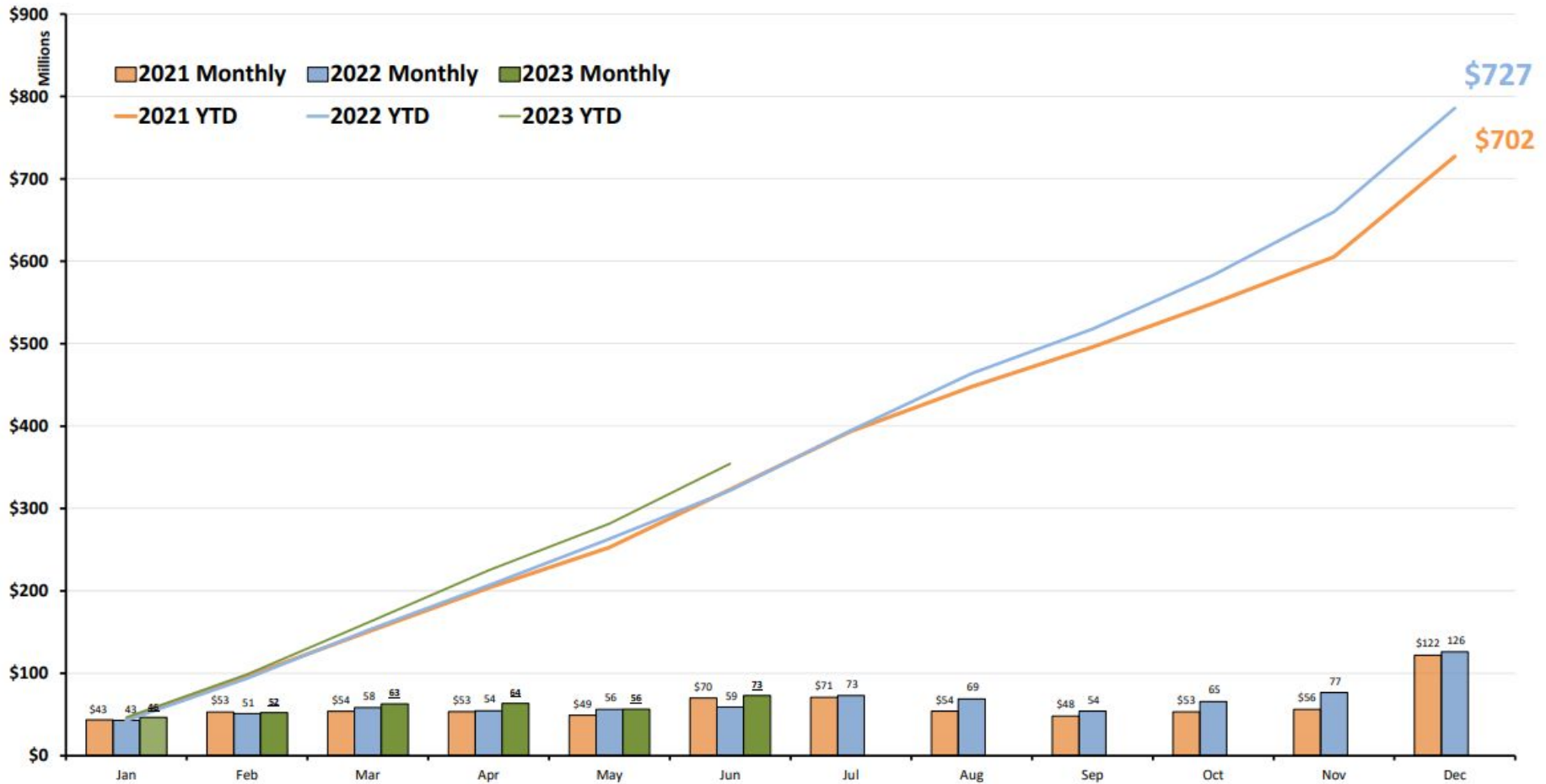
Department	2022				2023			(C/D)-(A/B) % Change
	A	B	A/B	%	C	D	C/D	
	YTD 2022 Exp	2022 -Budget		%	YTD 2023 Exp	2023 Budget	%	
Arts & Culture	181	\$ 1,196,785	\$ 5,634,291	21%	\$ 1,936,803	\$ 9,685,272	20%	-1%
Behavioral Health	755	\$ 6,332,849	\$ 17,050,336	37%	\$ 3,980,792	\$ 18,465,916	22%	-16%
Board of Health	750	\$ 5,505,527	\$ 11,613,441	47%	\$ 5,519,450	\$ 11,150,587	49%	2%
Child Attorney	237	\$ 1,389,305	\$ 2,812,243	49%	\$ 1,867,660	\$ 3,680,718	51%	1%
Commission Districts	101	\$ 1,671,741	\$ 4,032,043	41%	\$ 1,700,751	\$ 4,477,947	38%	-3%
Community Development	121	\$ 1,243,520	\$ 11,789,163	11%	\$ 1,574,574	\$ 14,654,332	11%	0%
County Attorney	235	\$ 1,521,068	\$ 3,650,564	42%	\$ 2,489,997	\$ 5,069,994	49%	7%
County Comm Clerk	110	\$ 623,429	\$ 1,270,823	49%	\$ 510,677	\$ 1,323,704	39%	-10%
County Manager	118	\$ 1,635,144	\$ 3,619,870	45%	\$ 1,729,634	\$ 3,827,658	45%	0%
County Marshal	419	\$ 3,128,645	\$ 7,060,063	44%	\$ 3,300,058	\$ 7,425,060	44%	0%
District Attorney	480	\$ 14,708,848	\$ 31,541,968	47%	\$ 16,547,592	\$ 41,643,241	40%	-7%
Diversity and Civil Rights	186	\$ 492,945	\$ 1,540,400	32%	\$ 505,789	\$ 1,514,230	33%	1%
DREAM	520	\$ 14,345,098	\$ 35,161,743	41%	\$ 17,374,207	\$ 39,651,390	44%	3%
Economic Development	120	\$ 230,686	\$ 655,653	35%	\$ 376,212	\$ 871,850	43%	8%
Emergency Management	335	\$ 3,078,162	\$ 5,577,684	55%	\$ 2,188,795	\$ 5,664,486	39%	-17%
Emergency Services	333	\$ 2,116,162	\$ 3,561,915	59%	\$ 2,107,028	\$ 3,516,628	60%	1%
External Affairs	130	\$ 1,505,933	\$ 3,851,484	39%	\$ 1,318,505	\$ 2,926,775	45%	6%
Family & Children's Services	620	\$ 581,249	\$ 1,684,840	34%	\$ 524,234	\$ 1,684,840	31%	-3%
Finance	210	\$ 2,942,450	\$ 7,429,525	40%	\$ 3,296,014	\$ 7,706,489	43%	3%
Grady Hospital	730	\$ 31,760,797	\$ 63,850,095	50%	\$ 24,855,551	\$ 49,813,841	50%	0%
HIV Elimination	270	\$ 6,424	\$ 147,002	4%	\$ 50,707	\$ 190,432	27%	22%
Human Resources	215	\$ 2,352,897	\$ 5,768,382	41%	\$ 2,442,372	\$ 5,832,639	42%	1%
Information Technology	220	\$ 12,794,472	\$ 31,777,902	40%	\$ 16,806,623	\$ 35,149,309	48%	8%
Juvenile Court	405	\$ 7,267,328	\$ 15,564,011	47%	\$ 7,790,722	\$ 16,927,218	46%	-1%
Library	650	\$ 12,119,840	\$ 30,395,076	40%	\$ 12,775,355	\$ 30,496,143	42%	2%
Magistrate Court	422	\$ 1,815,422	\$ 3,461,171	52%	\$ 2,423,607	\$ 4,978,110	49%	-4%
Medical Examiner	340	\$ 2,252,702	\$ 5,776,836	39%	\$ 2,958,178	\$ 6,457,310	46%	7%
Non-Agency	999	\$ 49,109,779	\$ 199,969,807	25%	\$ 56,777,858	\$ 209,772,687	27%	3%
Office of the County Auditor	119	\$ 637,129	\$ 1,322,274	48%	\$ 649,355	\$ 1,410,358	46%	-2%
Police	320	\$ 4,147,027	\$ 9,273,406	45%	\$ 5,002,951	\$ 11,435,513	44%	-1%
Probate Court	410	\$ 1,780,932	\$ 4,265,161	42%	\$ 1,948,594	\$ 6,318,377	31%	-11%
Public Defender	490	\$ 9,089,310	\$ 20,180,272	45%	\$ 12,002,872	\$ 25,377,575	47%	2%
Public Works	540	\$ 208,333	\$ 500,000	42%	\$ 250,000	\$ 500,000	50%	8%
Purchasing	230	\$ 1,574,812	\$ 4,535,416	35%	\$ 2,146,018	\$ 4,959,943	43%	9%
Regis & Elect	265	\$ 7,858,194	\$ 37,417,753	21%	\$ 4,018,119	\$ 8,553,165	47%	26%
Senior Services	183	\$ 9,198,204	\$ 22,287,932	41%	\$ 12,286,869	\$ 27,669,727	44%	3%
Sheriff	330	\$ 56,053,569	\$ 125,595,743	45%	\$ 65,493,115	\$ 142,706,567	46%	1%
State Court-All Judges	421	\$ 2,617,375	\$ 6,125,060	43%	\$ 3,090,120	\$ 6,893,734	45%	2%
State Court-General	420	\$ 3,176,665	\$ 8,263,713	38%	\$ 3,624,931	\$ 8,809,769	41%	3%
State Court-Solicitor	400	\$ 4,307,884	\$ 10,095,883	43%	\$ 5,167,150	\$ 12,516,397	41%	-1%
Superior Court-All Judges	451	\$ 3,954,178	\$ 8,455,367	47%	\$ 4,660,492	\$ 9,720,397	48%	1%
Superior Court-Clerk	470	\$ 8,973,210	\$ 21,779,417	41%	\$ 10,025,535	\$ 21,820,092	46%	5%
Superior Court-General	450	\$ 9,666,421	\$ 23,102,099	42%	\$ 10,478,368	\$ 23,398,655	45%	3%
Tax Assessor	240	\$ 7,365,891	\$ 20,974,825	35%	\$ 8,775,103	\$ 22,146,677	40%	5%
Tax Commissioner	245	\$ 7,543,122	\$ 16,773,611	45%	\$ 9,077,915	\$ 18,747,272	48%	3%
Grand Total		\$ 321,881,465	\$ 857,196,262	38%	\$ 354,427,250	\$ 897,543,024	39%	1.9%

C/D Color Legend
50% of the Year (Jun)



Monthly Financial Report

Monthly and Cumulative Expenditures for the General Fund 2021 2022 and 2023



Monthly Financial Report


General Fund Summary

Personnel Vacancy Analysis 2023 -June - Full Time Permanent Positions


Department	FY23 YTD Expense	FY23 Budget	Personnel Count and Vacancies / Full Time Permanent								Avg. Vac.TD
			Perm. Pos.	2023							
				Jan	Feb	Mar	Apr	May	Jun		
Commission Districts	1,550,477	3,971,061	28	6	7	4	4	5	3	17%	
County Comm Clerk	435,880	973,945	8	0	0	0	0	0	1	2%	
County Manager	1,620,201	3,462,217	20	2	2	2	2	2	2	10%	
County Auditor	615,788	1,267,287	8	0	0	1	0	0	0	2%	
Community Development	1,266,606	2,657,674	23	2	2	2	2	2	2	9%	
External Affairs	1,088,301	2,340,421	20	2	1	2	2	2	3	10%	
Arts & Culture	1,261,207	2,855,704	30	1	2	2	3	5	4	9%	
Senior Services	4,264,641	9,794,239	117	9	8	11	17	15	14	11%	
Diversity and Civil Rights	463,740	1,177,915	12	4	3	3	3	3	3	26%	
Finance	3,169,299	6,808,792	67	8	7	7	10	13	13	14%	
Human Resources	2,222,568	4,641,060	45	4	4	4	4	4	4	9%	
IT	6,718,661	15,742,662	124	30	27	26	25	26	27	22%	
Purchasing	1,939,984	4,132,031	40	4	5	5	5	5	7	13%	
Child Attorney	1,808,702	3,503,751	23	0	0	1	1	1	1	3%	
Tax Assessor	7,596,710	16,237,386	188	24	23	18	20	19	14	10%	
Tax Commissioner	7,543,238	15,535,061	190	9	9	12	13	11	13	6%	
Regis & Elect	1,596,133	3,497,940	43	13	18	18	18	15	13	37%	
HIV Elimination	50,515	182,432	1	0	0	0	0	0	0	0%	
Police	2,759,141	6,066,511	67	9	10	10	9	9	9	14%	
Sheriff	44,865,259	101,915,663	975	208	210	180	178	171	155	19%	
Emergency Services	769,446	1,766,124	20	2	2	0	2	2	2	8%	
Emergency Management	601,763	1,338,549	10	1	1	1	2	2	2	15%	
Medical Examiner	2,579,386	5,667,512	45	6	5	4	3	3	4	9%	
State Court-Solicitor	4,984,319	11,676,888	105	14	21	22	23	21	20	19%	
Juvenile Court	7,026,599	15,052,455	148	8	10	14	25	26	26	12%	
Probate Court	1,750,685	4,391,514	52	12	11	9	13	14	12	23%	
County Marshal	2,991,985	6,476,031	71	6	6	7	7	8	8	10%	
State Court-General	3,126,260	6,923,925	68	4	4	5	6	8	8	9%	
State Court-All Judges	3,024,470	6,554,747	40	2	2	2	2	2	2	5%	
Magistrate Court	2,292,236	4,474,460	19	6	5	5	4	3	3	23%	
Superior Court-General	8,618,590	18,535,704	196	19	20	18	14	13	13	8%	
Superior Court-Alljudges	4,520,750	9,103,100	82	6	3	3	3	5	5	5%	
Superior Court-Clerk	9,136,681	19,663,724	228	24	25	28	33	32	31	13%	
District Attorney	15,010,627	33,099,934	286	19	19	22	24	25	23	8%	
Public Defender	10,843,175	23,088,631	163	10	15	9	17	21	21	10%	
DREAM	6,824,433	15,133,381	181	21	22	23	24	23	26	13%	
Library	10,147,787	23,738,466	299	58	61	64	48	48	53	19%	
Behavioral Health	1,575,913	3,789,207	53	15	14	12	17	18	18	30%	
Non-Agency	32,066,659	65,775,022	0	0	0	0	0	0	0	#DIV/0!	
Economic Development	302,702	620,054	5	1	1	1	1	1	1	20%	
Grand Total	\$ 221,031,517	\$ 483,633,181	4100	569	585	557	584	583	566	14%	

*Vacant positions in the County's HR system as of the last payroll run. Does not include an internal department reconciliation of positions which may include active job offers, FMLA, military leave and other off-payroll positions.





QUESTIONS




**Monthly Emergency
Purchase Orders &
Monthly CM Contract
Approval**

No Purchase Orders or Contracts to Report

County Manager Contract Approvals Less Than \$100K

DATE	CONTRACTOR/VENDOR NAME	CONTRACT PURPOSE	DEPARTMENT	DOLLAR AMOUNT
6/30/2023	FILE AND SERVEEXPRESS, LLC	E-Filing Services	State Court	Revenue Generating



QUESTIONS