



# **Fulton County Operational Report**

June 18, 2025

Board of Commissioners Meeting

# AGENDA

## **Justice**

- Justice System
- Jail Facilities

## **Focus Areas**

- Library Services Follow-up
- Status update on Health and Human Services Facilities
- Federal Grant Program Status

## **Finance and Purchasing**

- ARPA Reporting
- Monthly Financials
- Emergency and County Manager Contracts



# **Justice System Update**

FULTON COUNTY GOVERNMENT

# Justice System Update

J1-TOWER

JUNE 18, 2025

## AGENDA

- 01** JUSTICE SYSTEM SCORECARD
- 02** JAIL POPULATION UPDATE
- 03** JAIL CAPITAL IMPROVEMENT PROGRAM UPDATE

# JUSTICE SYSTEM SCORECARD

## MONTHLY UPDATE



MEASURE	GOAL	MAY 2023 BASELINE	APRIL 2025	MAY 2025	DELTA (previous month vs. current month)
Average Length of Stay	30 days	71 days	46 days	36 days	10 day decrease
Jail Population Unindicted without other charges	10%	34%	20%	21%	1% increase
Clearance Rate for Felony Criminal Cases	100%	72%	68%	102%	34% increase
Felony Cases Disposed within 180 Days	90%	25%	25%	31%	6% increase
Felony Cases Disposed within 365 Days	98%	63%	54%	60%	6% increase

*Average length of stay calculated only after individuals have been booked out of the jail and does not include currently incarcerated inmates*



FULTON COUNTY GOVERNMENT

# Justice System Update

J1-TOWER

JUNE 18, 2025

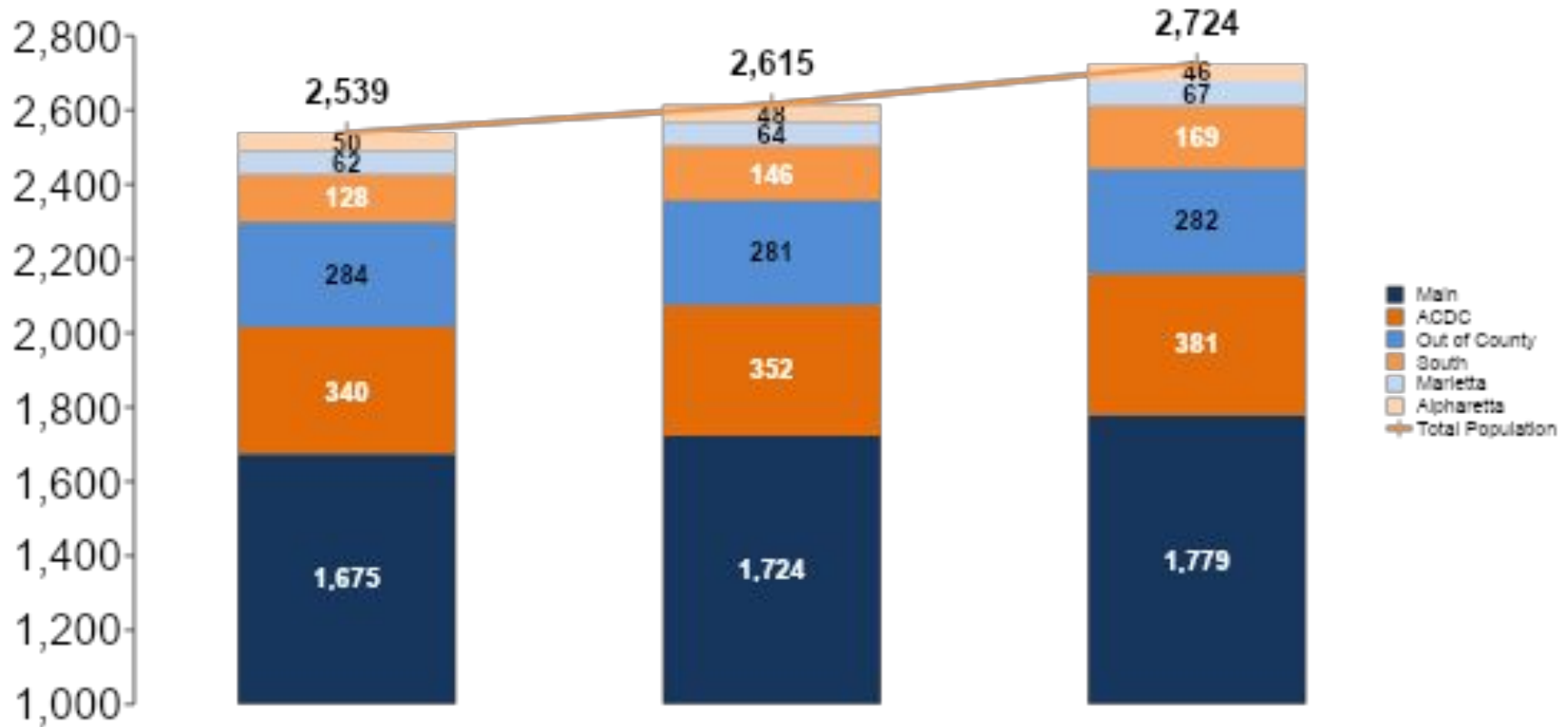
## AGENDA

- 01** JUSTICE SYSTEM SCORECARD
- 02** JAIL POPULATION UPDATE
- 03** JAIL CAPITAL IMPROVEMENT PROGRAM UPDATE

# AVERAGE MONTHLY POPULATION



**2,790**  
as of 6/11/2025



	March	April	May
Book In	490	438	484
Book Out	478	428	451
Net	-12	-10	-33

# AVERAGE MONTHLY JAIL POPULATION

## POPULATION BY FACILITY

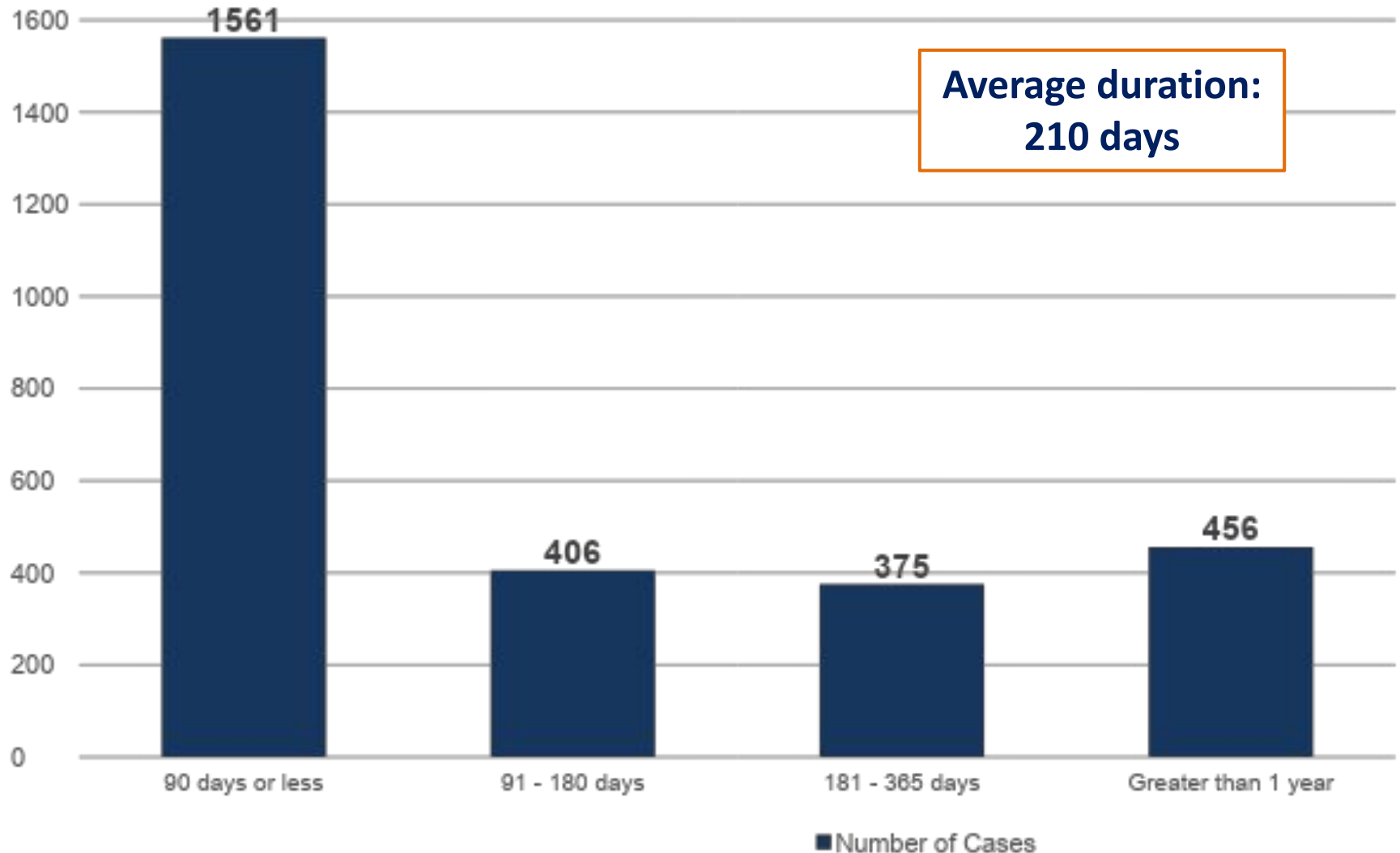


	MARCH	APRIL	MAY	6/11/2025
Main	1,675	1,724	1,779	1,829
ACDC	340	352	381	412
Out of County	284	281	282	271
South Annex	128	146	169	168
Marietta Annex	62	64	67	65
Alpharetta	50	48	46	45
TOTAL	2,539	2,615	2,742	2,790



# LENGTH OF STAY FOR CURRENTLY INCARCERATED INMATES IN JAIL

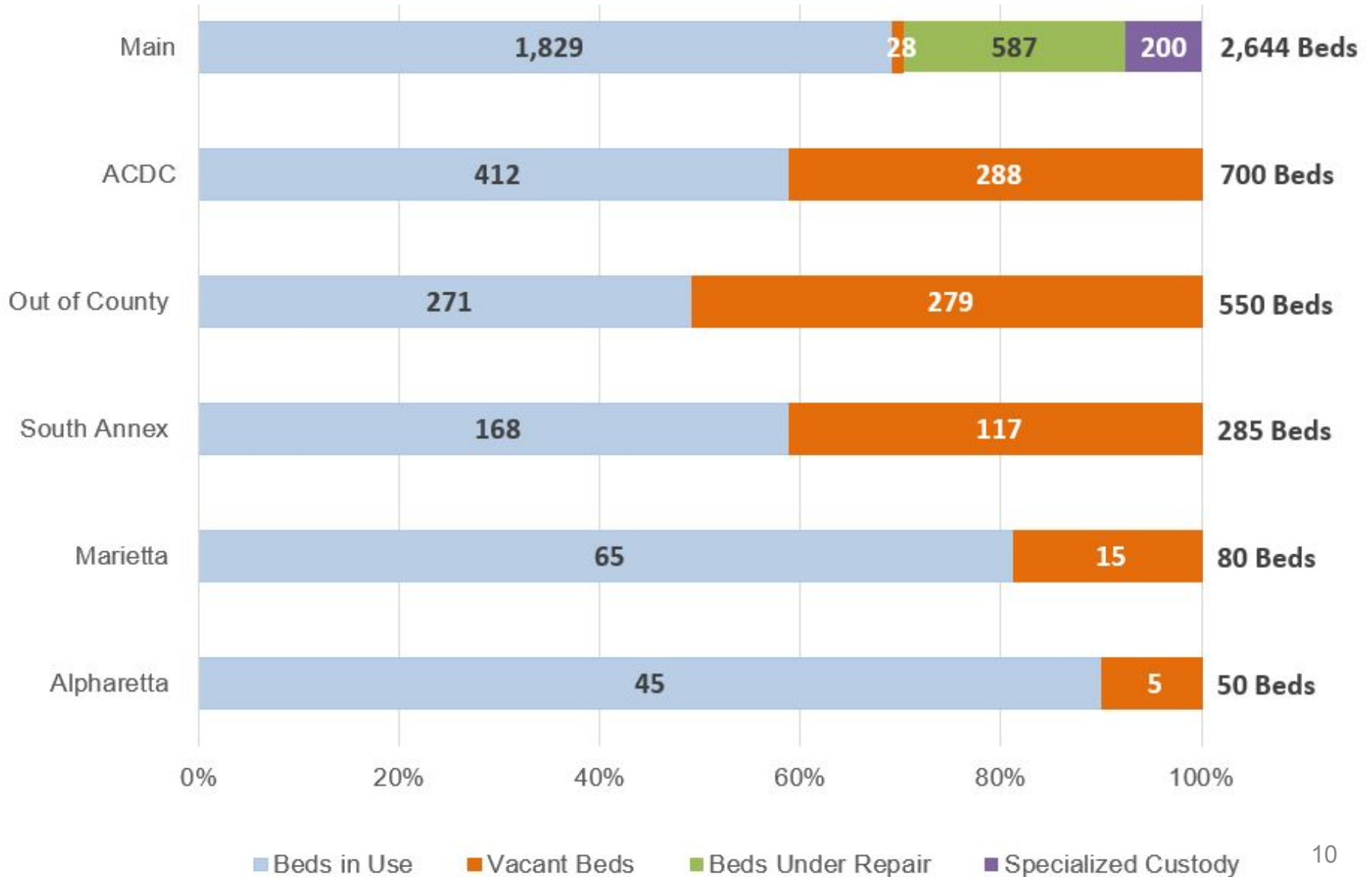
AS OF 6/10/2025



# JAIL POPULATION FACILITY UTILIZATION

AS OF 6/11/2025

**Specialized Custody:** inmate classification, competency, discipline, protective custody



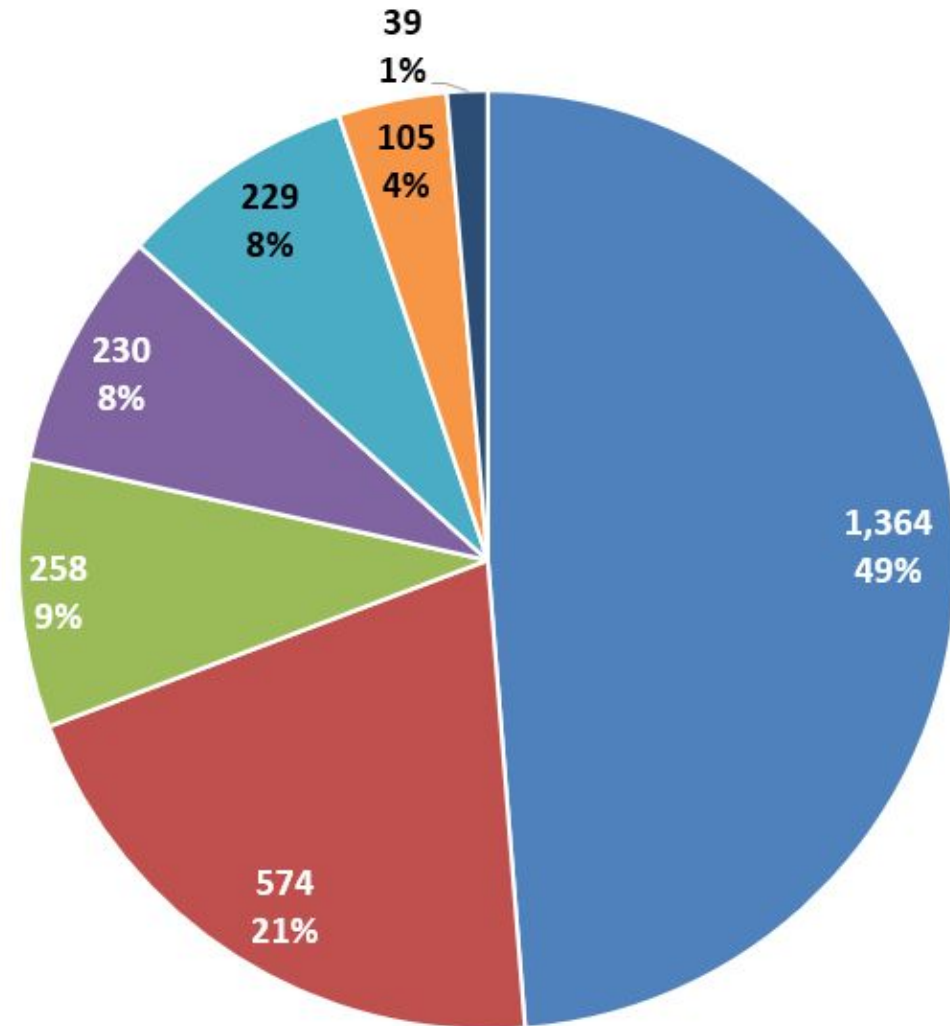
# JAIL POPULATION

## FULL INMATE ANALYSIS

AS OF 6/10/2025



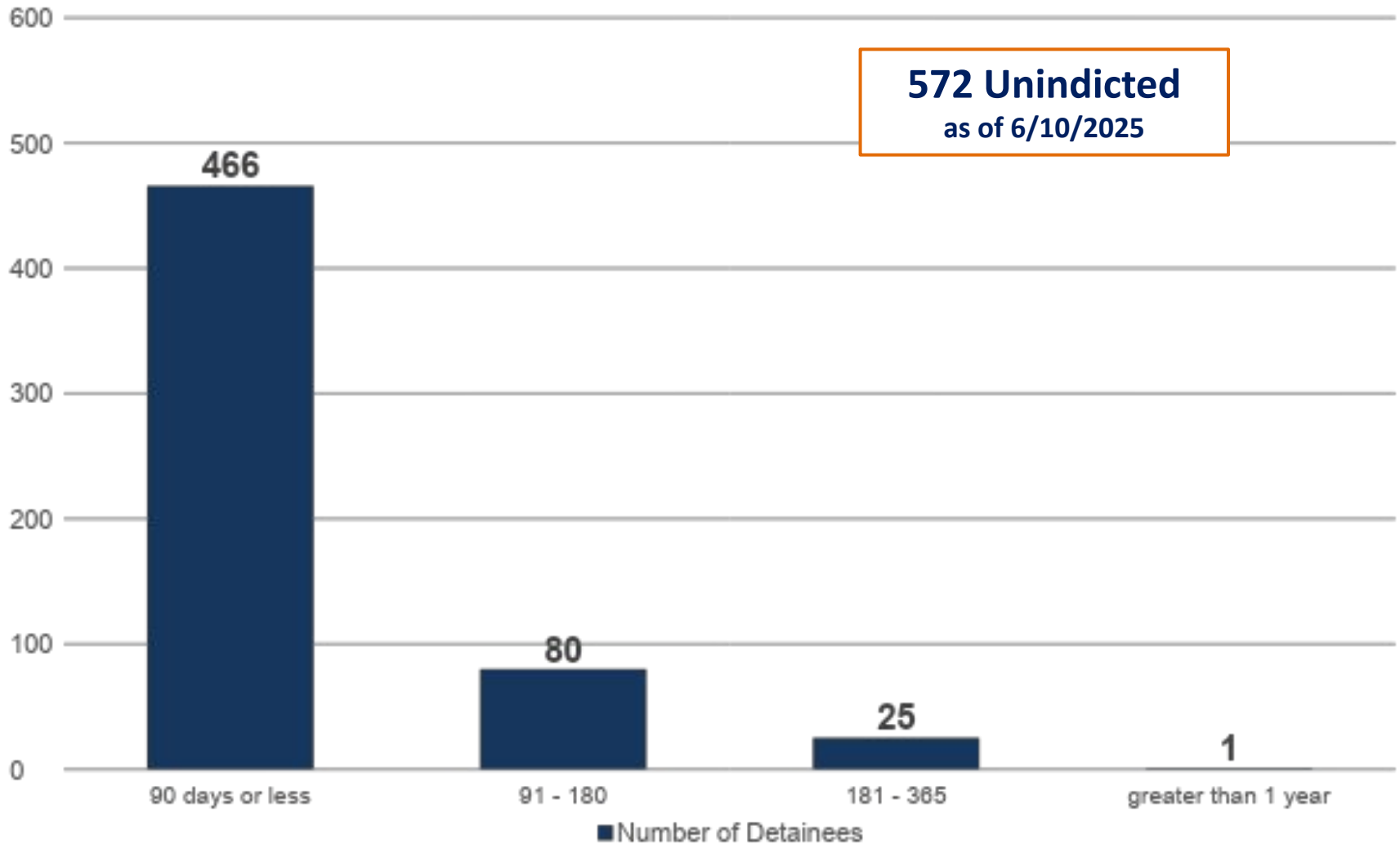
Status	Number of Inmates	
Unindicted	572	21%
Unaccused	39	1%
Indicted	1,364	49%
Accused	258	9%
Accused and Indicted	229	8%
Serving Sentence/CPO	105	4%
Other Hold Condition	230	8%
<b>TOTAL</b>	<b>2,797</b>	<b>100%</b>



- Indicted
- Accused
- Other Hold Condition
- Unaccused
- Unindicted
- Accused and indicted
- Serving Sentence/CPO

# UNINDICTED JAIL POPULATION

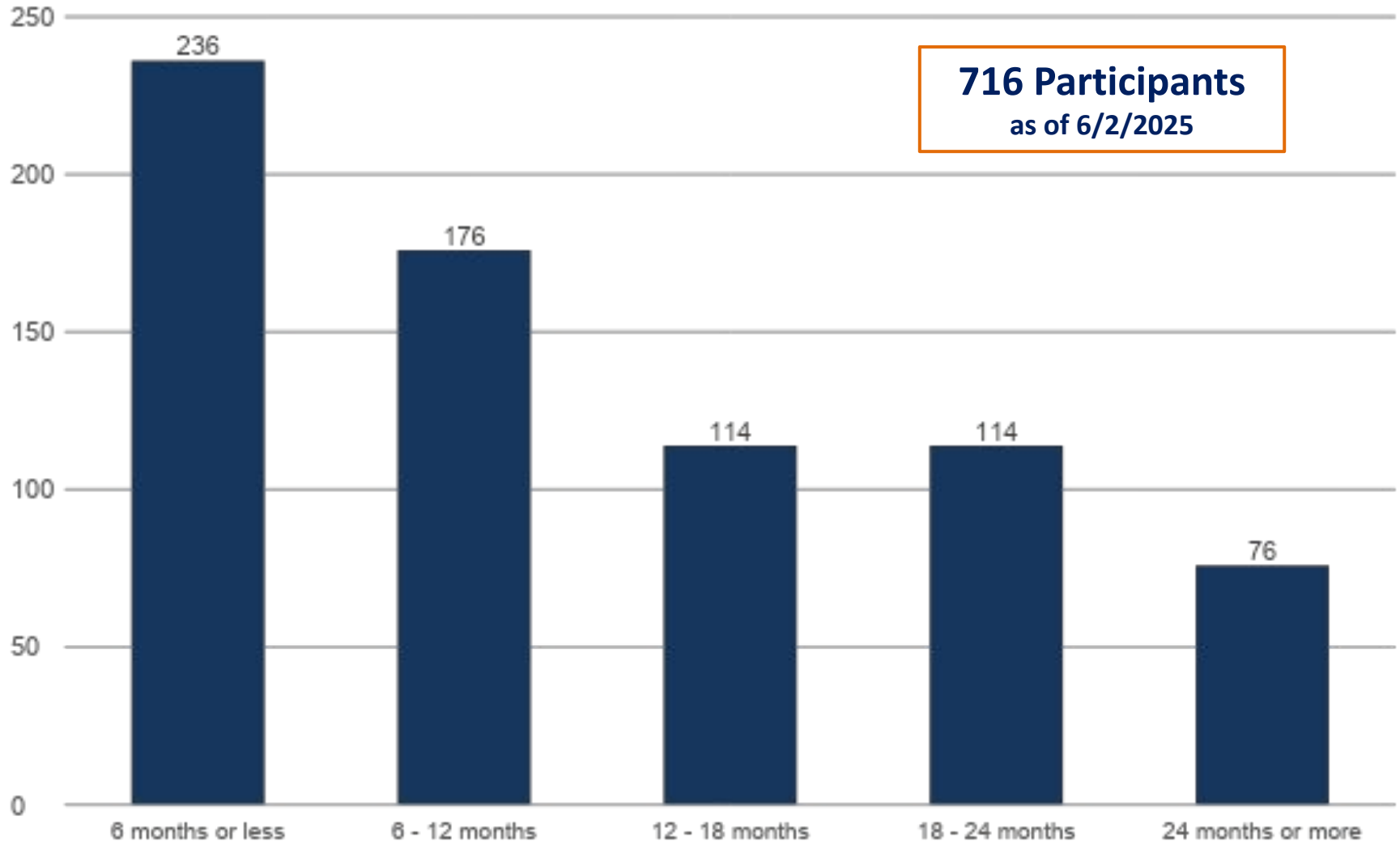
## DAYS IN JAIL AS OF 6/10/2025



*Excludes detainees with pending indicted cases and holds (Probation Violations, Failure to Appears and foreign and/or other agency holds).*

# ELECTRONIC MONITORING UPDATE

## MONTHS ON MONITOR AS OF 6/2/2025



# ELECTRONIC MONITORING UPDATE

## MONTH-OVER-MONTH PARTICIPATION



	6 months or less	6 – 12 months	12 – 18 months	18 – 24 months	Greater than 24 months	TOTAL	% less than 1 year	% greater than 1 year
MAY 2025	236	176	114	114	76	716	58%	42%
APR 2025	260	193	100	120	61	734	62%	38%
MAR 2025	287	269	87	96	66	805	69%	31%
FEB 2025	286	252	145	79	59	820	65%	35%
JAN 2025	276	232	168	111	59	846	60%	40%
DEC 2024	263	236	170	108	65	842	59%	41%



FULTON COUNTY GOVERNMENT

# Justice System Update

J1-TOWER

JUNE 18, 2025

## AGENDA

- 01** JUSTICE SYSTEM SCORECARD
- 02** JAIL POPULATION UPDATE
- 03** JAIL CAPITAL IMPROVEMENT PROGRAM UPDATE

# JAIL CAPITAL IMPROVEMENT PROGRAM

## MONTHLY STATUS UPDATE

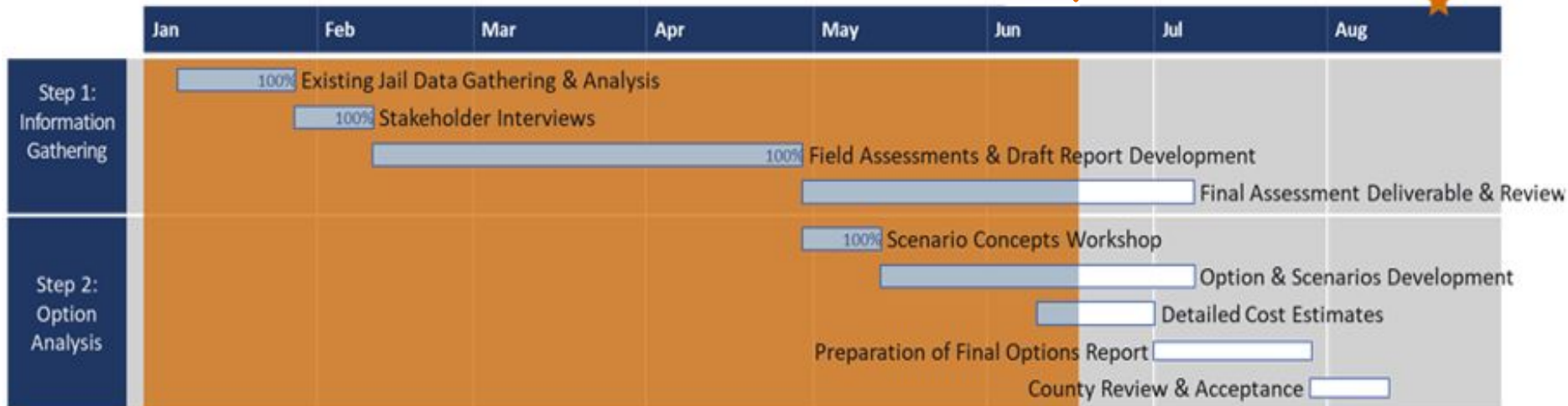


Completed Activities
Activities
Conduct onsite assessments of all County facilities and ACDC .....
Develop draft findings report .....
Develop baseline cost estimates for improvements .....
Identify initial concepts for project scope .....

Ongoing Activities
Activities
Options and scenario development .....
Finalize financing and delivery methods .....
Determine facility availability and costs for inmate outsourcing .....

Upcoming Activities	
Activities	Timeline
Develop options and detailed cost estimates	Jul 2025
Final report submission	Jul 2025
Presentation of recommendations to BOC	Aug 2025

BOC Presentation -  
Recommendations  
Aug 20, 2025



# PRIORITIES



- ✓ Report on the full jail population analysis, now fully automated
- ✓ Report on utilization and performance data of the Center for Diversion and Services
- ✓ Develop the roles and responsibilities for new resource focused on managing jail population reduction initiatives, increasing diversions, and standardized reporting to the BOC
- ✓ Report on case management strategies developed by the Courts




# QUESTIONS



# **Jail Blitz Plan**

# Jail Maintenance Blitz



- **Overall Blitz Project Update**
  - 8 of 11 housing units completed = **73%**
  - 7 North completed on May 2, 2025
  - Addressing 7 South as time permits
  - Current blitz area: **3 North**
    - Houses residents with physical and/or behavioral health needs
    - Bi-weekly clinical cleaning of 3 North , 3 South, and MOU
    - Projected completion: 6/23/2025
  - Next Blitz Unit: **3 South**
- Phase 1 blitz completion by **September 2025**



# Jail Maintenance - Bed Availability

- Beds out of service due to active /scheduled repairs

Location	# of Beds
1 North	68
3 North (active blitz)	203
7 South	204
6 South Zone 200	32
6 South Zone 500	35
5 North	4
6 North	41
<b>TOTAL</b>	<b>587</b>

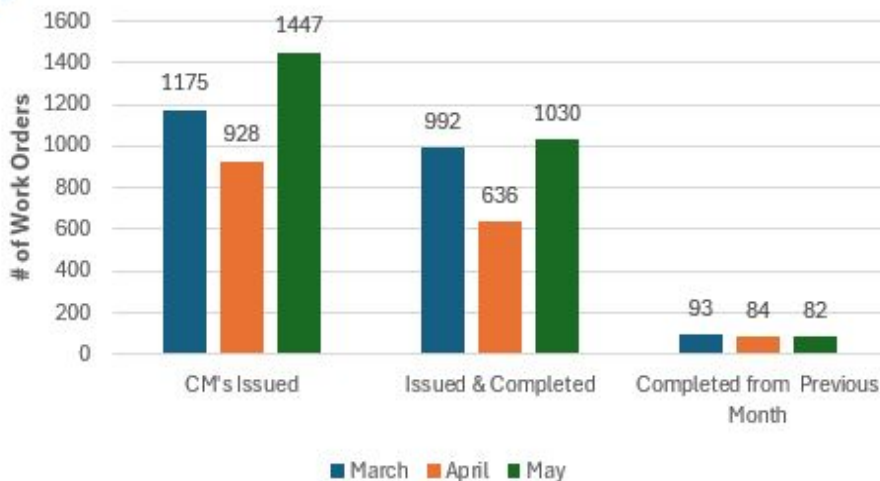


# Jail Maintenance Overview

- **Corrective Maintenance (May 2025)**
  - 1030 of 1,447 issued & completed: 71%
  - 82 May WO's completed in June = 77%
  - 1,287 CM's completed from 5/1 thru 6/12
- **Preventive Maintenance (May 2025)**
  - 302 of 331 PM's scheduled & completed: 91%
- **Total Open Work Orders = 1,223**
  - 5% increase – 1,167 at last report
  - Upcoming blitz areas: 593




3 Month Overview



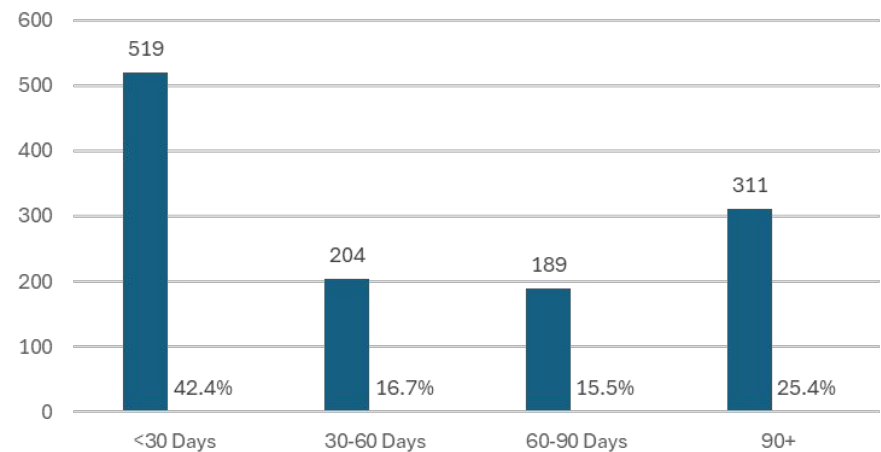
Thru 6/12/2025

# Jail Work Order Backlog

- **519 open work orders are < 30 days**
  - **42%** of total # of open work orders
- **393 open work orders between 30 & 90 days**
  - **32%** of total # of open work orders
- **311 Work orders are > than 90 days**
  - **25%** of total # of open work orders



Work Order Back Log By Age




# Immediate Repairs Update

**BOC approved \$3.2M for several critical repairs/upgrades**

DESCRIPTION	COST	STATUS
Fire Alarm Upgrade	\$723,865	Project began on 5/5/2025 with mid-August completion Projected completion: July 1, 2025. Only 3 panels remaining to be replaced.
Padded Cells @ South Annex	\$260,000	Completed on 1/17/2025.
Kitchen Equipment Replacement	\$212,302	Completed on 6/11/2025. All equipment installed and operational.
Laundry Equipment Replacement	\$346,657	HOLD: <i>Current equipment fully functional</i>
Elevator Modernization	\$1,652,000	Solicitation scheduled to be advertised Friday, June 20, 2025
<b>TOTAL</b>	<b>\$3,194,824</b>	



# QUESTIONS



# **Library Services Follow-up Items**



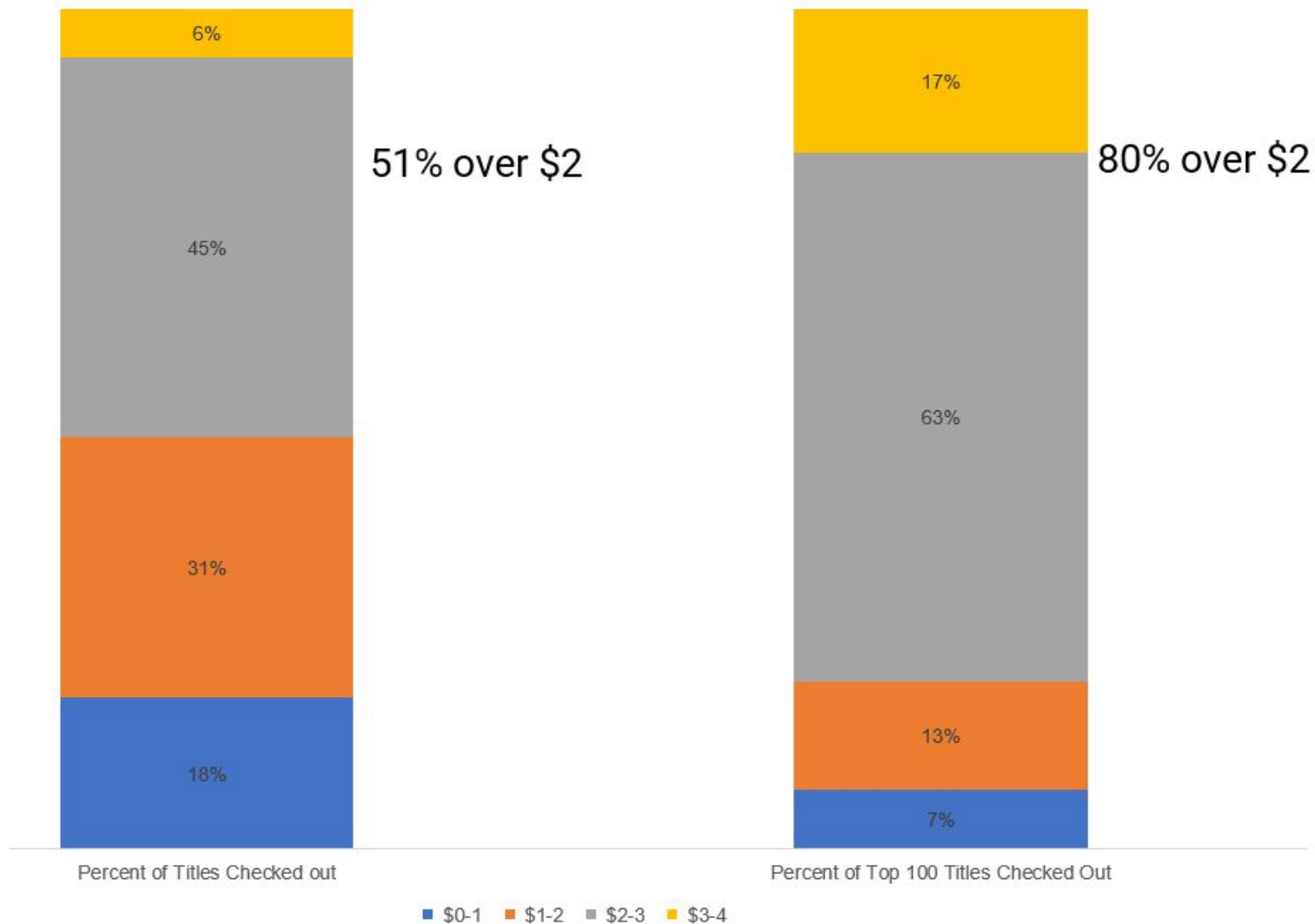
# 2025 Hoopla Scenarios

Scenario 1: Status Quo until Budget Exhausts	Scenario 2: Reduce Service to 5 Checkouts  (Recommendation)	Scenario 3: Status Quo with Additional Funding
<ul style="list-style-type: none"><li>• Budget used fully by July/August 2025</li><li>• 10 checkouts</li><li>• 25,000 cardholders use will stop until 2026</li></ul>	<ul style="list-style-type: none"><li>• On 7/1 drop to 5 checkouts</li><li>• Cost estimated to drop significantly</li><li>• 25,000 cardholders continue to use</li></ul>	<ul style="list-style-type: none"><li>• Will need an additional \$625k</li><li>• Keeps 10 checkouts</li><li>• Growth expected to continue in 2026</li></ul>

# *Hoopla FAQ Highlights*

- Hoopla only allows the ability to decrease access in three ways, by monthly checkouts, by price tiers (with a minimum of \$1.99 per format), and by a monthly budget
- The library charges \$40/year for a non-resident card which is able to check out physical and eMaterials. We are looking into updating our non-resident fee structure and potentially creating a non-resident card that is just able to do eMaterials and one that is just physical materials.
- It would be possible to change the number of checkouts within a year, but we are concerned about changing access within a year due to difficulty in marketing and explaining to the public about the changing access.
- The library has negotiated with vendors to save money as well as canceled resources such as Collection HQ that were primarily used by staff. We are looking at other resources based upon usage.
- Full FAQs in Memo to the Board

# Hoopla last 12 months: Checked Out Titles




# *Hoopla Price Point base Conclusions*

- 80% of the Top 100 Titles Checked out are more than \$2
- 51% of the Total Titles Checked out are more than \$2
- Over 1.8 Million titles instantly available for download
- Large growth of this resource since first offered; costs the County just over \$2 per checkout on average; Over 133k titles checked out in last 12 months
- Recommendation is to drop monthly per patron checkouts from 10 to 5; Other cost-savings options are tiered based upon price of checkout and decrease total amount of titles available



# QUESTIONS



# **Status Update on Health and Human Services Facilities**



# CENTRAL LIBRARY MOVE PROJECT UPDATE

One Margaret Mitchel Square, Atlanta GA



## UPDATE:

- Major construction of the 7th Floor for agencies: Behavioral Health, Senior Services, Ryan White, Community Development Arts nearing completion.
- Moving plan for agencies commenced on 5.23.25
- Move schedule is determined by FF&E installation completion date.




7<sup>th</sup> Fl. Plan Layout



Reception Area



Arts Conference Room



Main Corridor Ceiling

## SCHEDULE

- Substantial Completion – June 26, 2025
- Furniture Install – June 26 through July 25, 2025
- Move-in – July 26 through August 9, 2025

# 4700 NORTH POINT PARKWAY PROJECT STATUS UPDATE



- **Demolition completed, Slabs cut for plumbing install**
- **Waiting for permit approval then continuing with MEP under slab rough-in, preparing to install top track for walls**
- **95% Construction Documents to be issued on June 16, 2025**
- **Project Completion, 1st Quarter 2026**



# SOUTH FULTON TRAINING CENTER

475 FAIRBURN RD. ATLANTA, GA




Building Plan Layout



Demolition Work



Mold Remediation Work



## UPDATE:

- General construction demolition work started on 3.3.25
- Mold condition found on 5.01.25
  - Remediation work started 6.2.25 and in-progress.
  - Final air test completion is projected by 6/19/25

## SCHEDULE

- Substantial Completion Date: 10/16/25
- Final Completion Date: 11/10/25
- Owner Move-In Date: 12/3/25

# BHCC - NORTH

4700 NORTH POINT PARKWAY, ALPHARETTA, GA.



## PROJECT UPDATE:

1. **Site investigation to determine Construction Feasibility. Confirmed & Completed.**
2. **Program and Conceptual Design addressing:  
Site Developability, Location of Building and Size on Site, Conceptual Floor Plan and Estimated Cost (ROM) Completed.**
3. **Estimated Cost Analysis ongoing**

**Next Step: Enhanced Schematic Development**



# QUESTIONS



# **Federal Funding Status**



# Federal Funding Updates

- The House Speaker has predicted that final passage of the One Big Beautiful Bill Act will take place by July 4
- Fulton County remains in communication with our delegation members and partners about possible impact to programs that receive federal funding





# QUESTIONS



# **Finance and Purchasing**



# **COVID 19 Reserve & ARPA Spend Update**

# ARPA Reporting

## Fulton County Government American Rescue Plan Report as of 6/12/2025

Project/Initiative	Budget Amount	Approved by the BOC	Contracted (Y/N)	Encumbrance	Expenditure	Difference	Comment	Active or Closed
Behavioral Health Crisis Center	16.1	Yes	Yes	0.0	16.07	-	Remaining purchase orders of \$38.2k	Active
Developmental Disabilities Training Center	5.3	Yes	Yes	4.8	0.49	-	In progress	Active
Infrastructure Modernization (141 Pryor)	31.6	Yes	Yes	24.7	6.90	-	In progress	Active
Court Backlog Project - ORCA	79.3	Yes	Yes	0.1	79.21	(0.0)	Remaining purchase orders for services performed through 12/31/24 for Superior Court	Closed
Fulton Fresh 2025 and 2026	0.4	Yes	Yes	0.4	-	-	Project encumbered.	Active
Living Assistance	0.5	Yes	Yes	0.5	-	-	Project encumbered.	Active
Tiny Homes	1.5	Yes	Yes	-	1.50	-	In progress	Active
IT Virtual Support -Cloud Based ERP	9.7	Yes	Yes	6.20396	3.46	-	In progress	Active
IT Virtual Support - Cybersecurity Betterment	1.7	Yes	Yes	-	1.73	-	In progress	Active





# **Financial/Performance Measures Update**

# Monthly Financial Report

## General Fund Expenditure Analysis 2024 vs 2025 -May

Department		2024			2025			(C/D)-(A/B)
		A	B	A/B	C	D	C/D	
		YTD 2024 Exp	2024 -Budget	%	YTD 2025 Exp	2025 Budget	%	% Change
Arts & Culture	181	\$ 1,552,800	\$ 7,631,578	20%	\$ 1,521,531	\$ 6,090,899	25%	5%
Behavioral Health	755	\$ 4,222,730	\$ 18,607,401	23%	\$ 4,714,828	\$ 21,355,052	22%	-1%
Board of Health	750	\$ 4,573,991	\$ 11,150,587	41%	\$ 4,454,373	\$ 11,050,000	40%	-1%
Child Attorney	237	\$ 1,603,543	\$ 3,736,104	43%	\$ 1,735,254	\$ 3,930,086	44%	1%
Commission Districts	101	1,488,663	4,245,631	35%	\$ 1,945,810	\$ 5,065,339	38%	3%
Community Development	121	1,590,880	11,306,990	14%	\$ 1,732,252	\$ 10,405,955	17%	3%
County Attorney	235	1,689,998	5,069,994	33%	\$ 2,327,955	\$ 5,587,092	42%	8%
County Comm Clerk	110	627,910	1,354,894	46%	\$ 648,910	\$ 1,398,473	46%	0%
County Manager	118	1,472,668	4,058,114	36%	\$ 1,701,000	\$ 4,275,412	40%	3%
County Marshal	419	2,852,902	7,769,055	37%	\$ 3,497,682	\$ 8,128,058	43%	6%
District Attorney	480	14,393,146	36,646,261	39%	\$ 15,808,901	\$ 39,354,311	40%	1%
Diversity and Civil Rights	186	537,675	1,677,587	32%	\$ 570,819	\$ 1,675,883	34%	2%
DREAM	520	14,723,766	41,474,580	36%	\$ 18,595,616	\$ 45,649,766	41%	5%
Economic Development	120	374,718	1,410,872	27%	\$ 657,673	\$ 1,524,606	43%	17%
Emergency Management	335	499,873	1,561,655	32%	\$ 844,942	\$ 2,140,674	39%	7%
Emergency Services	333	1,990,449	3,418,235	58%	\$ 2,018,742	\$ 3,478,261	58%	0%
External Affairs	130	1,057,656	2,821,515	37%	\$ 1,144,746	\$ 2,985,602	38%	1%
Family & Children's Services	620	93,949	1,684,840	6%	\$ 436,466	\$ 1,684,840	26%	20%
Finance	210	2,665,147	7,916,858	34%	\$ 3,123,171	\$ 8,383,491	37%	4%
Grady Hospital	730	20,697,366	50,601,313	41%	\$ 21,625,131	\$ 51,535,540	42%	1%
HIV Elimination	270	36,507	139,459	26%	\$ 79,396	\$ 179,910	44%	18%
Human Resources	215	2,303,722	6,340,229	36%	\$ 2,391,150	\$ 6,270,385	38%	2%
Information Technology	220	12,953,033	38,309,838	34%	\$ 19,833,650	\$ 43,727,572	45%	12%
Juvenile Court	405	6,478,073	16,845,058	38%	\$ 8,097,692	\$ 18,150,397	45%	6%
Library	650	12,145,801	30,554,505	40%	\$ 13,092,070	\$ 31,557,685	41%	2%
Magistrate Court	422	2,094,599	4,645,677	45%	\$ 2,196,790	\$ 5,161,258	43%	-3%
Medical Examiner	340	2,507,243	6,608,673	38%	\$ 2,767,784	\$ 6,586,101	42%	4%
Non-Agency	999	50,186,381	234,670,617	21%	\$ 49,739,000	\$ 247,459,911	20%	-1%
Office of the County Auditor	119	579,514	1,410,358	41%	\$ 658,899	\$ 1,633,708	40%	-1%
Police	320	4,502,805	12,975,507	35%	\$ 5,747,855	\$ 14,047,164	41%	6%
Probate Court	410	2,034,534	5,683,601	36%	\$ 2,624,678	\$ 6,482,323	40%	5%
Public Defender	490	11,106,460	26,410,527	42%	\$ 12,547,982	\$ 27,547,416	46%	3%
Public Works	540	166,667	500,000	33%	\$ 208,333	\$ 500,000	42%	8%
Purchasing	230	1,681,940	4,871,926	35%	\$ 1,988,920	\$ 5,130,323	39%	4%
Regis & Elect	265	9,984,684	39,181,842	25%	\$ 3,210,079	\$ 22,408,078	14%	-11%
Senior Services	183	9,707,035	28,408,575	34%	\$ 11,053,119	\$ 30,286,934	36%	2%
Sheriff	330	56,307,269	146,384,724	38%	\$ 68,751,798	\$ 153,787,661	45%	6%
State Court-All Judges	421	2,637,871	6,900,659	38%	\$ 2,904,055	\$ 7,181,411	40%	2%
State Court-General	420	3,230,432	8,700,422	37%	\$ 3,818,497	\$ 9,232,810	41%	4%
State Court-Solicitor	400	4,871,393	13,040,495	37%	\$ 5,520,975	\$ 13,209,975	42%	4%
Superior Court-All judges	451	4,086,511	9,824,079	42%	\$ 4,474,429	\$ 10,278,927	44%	2%
Superior Court-Clerk	470	9,248,173	21,942,346	42%	\$ 10,349,299	\$ 23,526,563	44%	2%
Superior Court-General	450	9,422,423	24,420,117	39%	\$ 11,226,117	\$ 26,804,150	42%	3%
Tax Assessor	240	7,189,244	21,943,164	33%	\$ 9,104,318	\$ 23,022,579	40%	7%
Tax Commissioner	245	7,648,602	19,253,694	40%	\$ 8,597,751	\$ 19,900,404	43%	3%
<b>Grand Total</b>		<b>\$ 311,820,744</b>	<b>\$ 954,110,157</b>	<b>33%</b>	<b>\$ 350,090,439</b>	<b>\$ 989,772,985</b>	<b>35%</b>	<b>2.7%</b>

C/D Color Legend

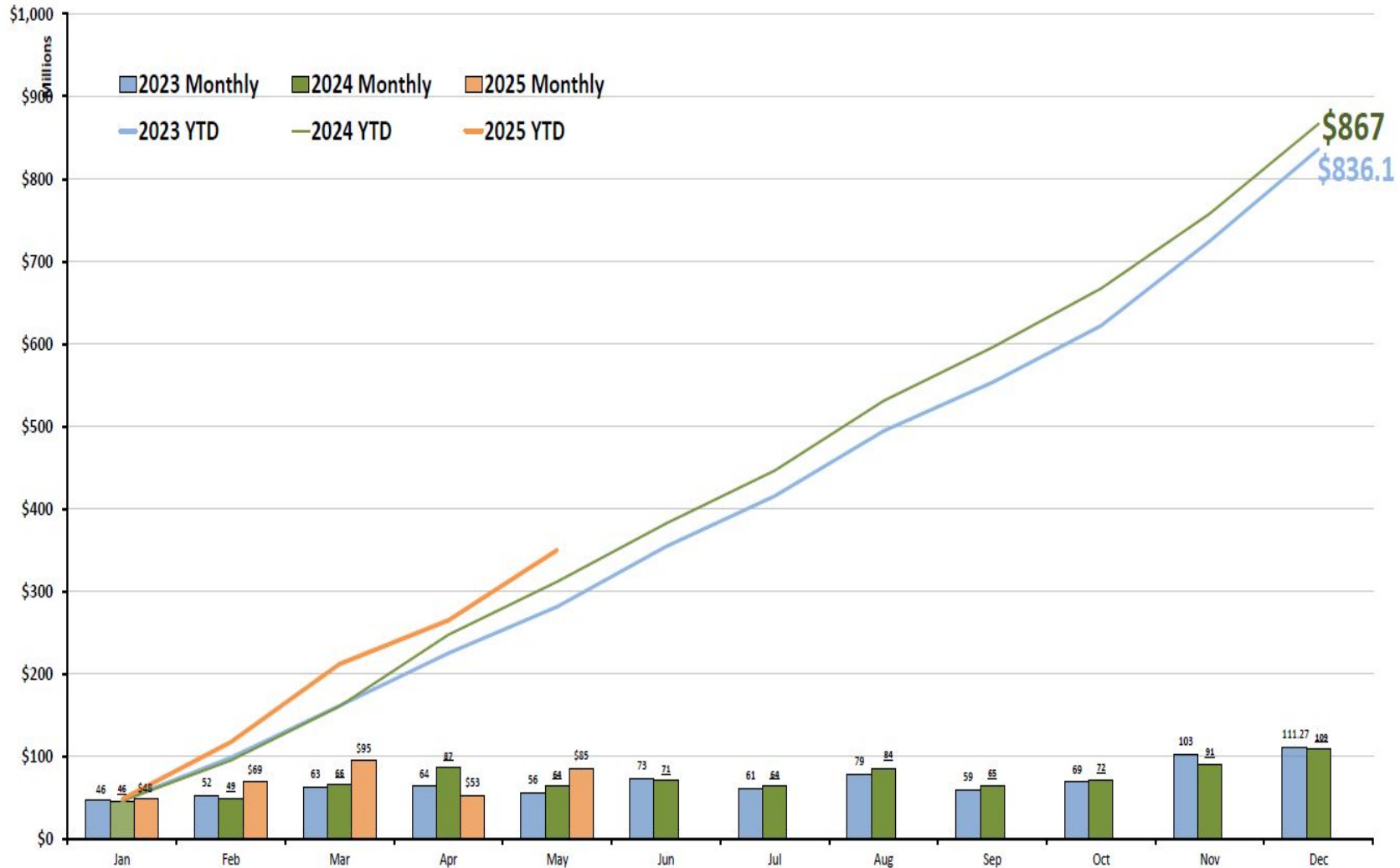
42% of the Year (May)





# Monthly Financial Report

Monthly and Cumulative Expenditures for  
the General Fund 2023 2024 and 2025





# Monthly Financial Report

## General Fund Summary

### Personnel Vacancy Analysis 2025 -May - Full Time Permanent Positions

			Personnel Count and Vacancies / Full Time Permanent												
			2025												
Department	FY25 YTD Expense	FY25 Budget	Perm. Pos.	Jan	Feb	Mar	Apr	May	Jun	Jul	Aug	Sept	Oct	Nov	Dec
Commission Districts	1,785,188	4,385,976	27	8	3	3	3	4							
County Comm Clerk	462,641	1,046,810	8	1	0	0	0	0							
County Manager	1,660,882	3,587,354	20	0	0	0	0	0							
County Auditor	612,816	1,493,541	9	0	0	1	1	1							
Community Development	1,288,224	2,949,939	23	4	1	1	1	1							
External Affairs	936,893	2,305,749	19	2	3	3	3	3							
Arts & Culture	1,358,082	3,060,530	29	1	1	0	0	0							
Senior Services	4,367,414	10,247,200	113	8	5	4	5	5							
Diversity and Civil Rights	506,995	1,361,507	13	1	3	3	3	3							
Finance	2,946,322	7,144,034	60	5	5	6	7	9							
Human Resources	2,149,545	5,041,540	44	3	3	4	4	4							
IT	7,133,961	17,618,319	123	21	22	22	21	21							
Purchasing	1,889,079	4,269,281	37	3	4	4	3	2							
Child Attorney	1,691,203	3,753,135	23	1	1	1	1	0							
Tax Assessor	7,367,632	17,443,545	190	15	20	18	19	19							
Tax Commissioner	7,324,055	16,249,118	190	6	4	5	6	9							
Regis & Elect	1,912,367	5,324,370	41	5	3	4	2	2							
HIV Elimination	78,603	171,910	1	0	0	0	0	0							
Police	3,038,565	6,647,881	68	7	7	6	5	6							
Sheriff	41,328,260	95,008,558	951	152	140	127	128	116							
Emergency Services	708,927	1,538,801	15	0	0	1	1	2							
Emergency Management	590,655	1,376,464	9	0	0	0	0	0							
Medical Examiner	2,530,053	5,595,976	44	2	2	3	3	2							
State Court-Solicitor	5,306,469	12,305,094	104	11	14	15	7	8							
Juvenile Court	7,459,648	16,340,920	160	18	15	15	13	11							
Probate Court	2,383,004	5,710,619	53	2	3	4	5	6							
County Marshal	3,206,584	7,301,842	73	5	5	6	4	4							
State Court-General	3,256,031	7,806,658	66	3	4	4	5	4							
State Court-All Judges	2,841,776	6,791,504	40	2	2	3	3	1							
Magistrate Court	2,108,518	4,643,854	20	0	1	1	1	1							
Superior Court-General	9,155,418	21,267,842	205	12	12	13	16	21							
Superior Court-Alljudges	4,287,897	9,540,772	80	1	1	0	0	0							
Superior Court-Clerk	8,732,489	20,263,412	208	20	23	22	22	20							
District Attorney	14,589,173	33,676,635	264	21	24	17	15	17							
Public Defender	11,326,412	25,286,048	162	6	5	5	7	3							
DREAM	6,485,501	16,226,412	180	23	27	26	28	26							
Library	10,622,735	25,036,510	295	40	40	29	32	34							
Behavioral Health	1,494,674	3,950,131	54	17	21	22	18	18							
Non-Agency	27,721,038	70,370,993	0	0	0	0	0	0							
Economic Development	482,748	1,096,712	6	0	0	0	0	0							
Grand Total	\$ 215,128,477	\$ 505,237,495	4027	426	424	398	392	383							

\*Vacant positions in the County's HR system as of 6/2/2025. Does not include an internal department reconciliation of positions which may include active job offers, FMLA, military leave and other off-payroll positions.





# QUESTIONS




# **Monthly Emergency Purchase Orders & Monthly CM Contract Approval**

# EMERGENCY PURCHASE ORDERS AND CONTRACTS

FULTON COUNTY EMERGENCY PROCUREMENTS 5/12/2025 – 6/6/2025				
Date	Description of Emergency	Department/ User Agency	Contractor/Vendor Name	Amount
5/20/2025	Emergency contract for decedent transport services for the Medical Examiner's Office due to contractor performance issues	Medical Examiner's Office	First Call Removal Services	\$95,000.00
5/29/2025	To conduct a comprehensive validation and update of the staffing analysis for the FC Sheriff's Office	County Manager	CGL Management Group, LLC	\$267,540.00

# County Manager Contract Approvals Less Than \$100K

DATE	CONTRACTOR/VENDOR NAME	CONTRACT PURPOSE	DEPARTMENT	AMOUNT
5/16/2025	NOBLE TRUTH PROJECT, INC.	Juvenile Intervention and Prevention Wrap Around Services	Juvenile Court	\$19,985.00
5/20/2025	EQUIPARTS CORP	Plumbing Supplies and Related Items	DREAM	\$10,000.00
6/8/2025	BENCON ENTERPRISES, INC. DBA SUPERIOR WATER SERVICES	HVAC Water Treatment Services	Public Works	\$70,000.00



# QUESTIONS