



Fulton County Operational Report

June 21, 2023

Board of Commissioners Meeting

AGENDA

Public Safety and Technology:


- Justice and Jail Systems

Health and Human Services:

- Behavioral Health Crisis Center

Internal Services and Facilities:

- COVID 19 Reserve & ARPA Spend
- Monthly Financial Report
- Monthly Emergency Purchase Orders & Monthly CM Contract Approvals



Justice and Jail Systems Update



FULTON COUNTY GOVERNMENT

Project **ORCA** & Justice System Update

JUNE 21, 2023

AGENDA

01 ORCA CASE REDUCTION

02 CUMULATIVE CASE REDUCTION

03 JAIL POPULATION UPDATE

PROJECT OVERVIEW

Since the beginning of COVID-19, the Fulton County Court System has amassed a significant and unprecedented level of cases. Project ORCA will address this challenge by utilizing a combination of capacity expansion and productivity enhancement initiatives to expedite the case adjudication process.

CASE ACCUMULATION DEFINED

All cases (hearings, filings, applications) that were initiated before and during the pandemic (including those currently awaiting formal charging or filing) that have been impacted due to current limitations at various stages of the case administration process.

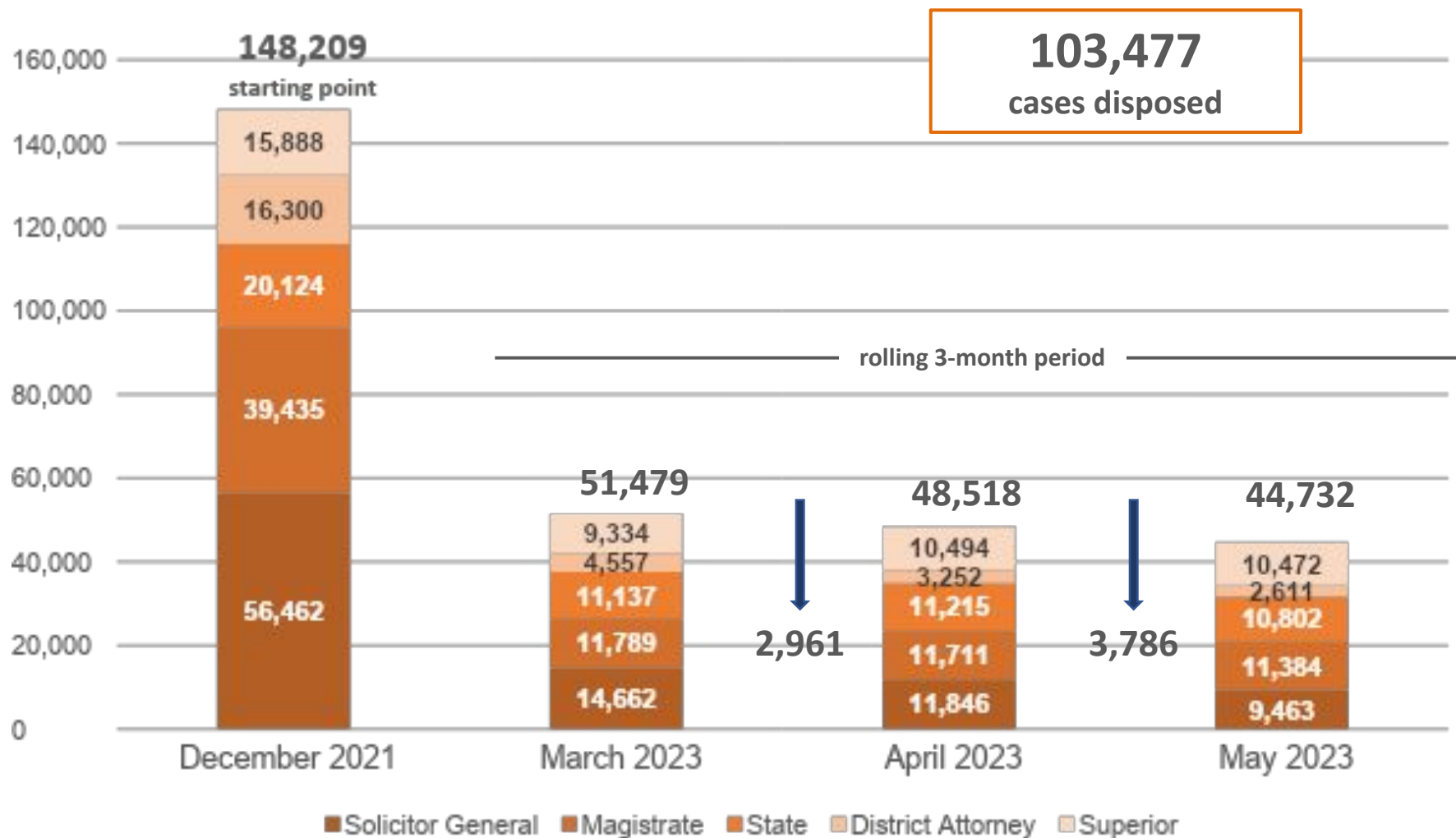


The COVID-19 Case Resolution Project began on **December 6, 2021** with **148,209** open and active cases.

As of **May 31, 2023**, **103,477** cases have been disposed. There are **44,732** pending open and active cases.

PROJECT ORCA CASE REDUCTION

DISPOSITIONS BY OFFICE



PROJECT ORCA CASE REDUCTION

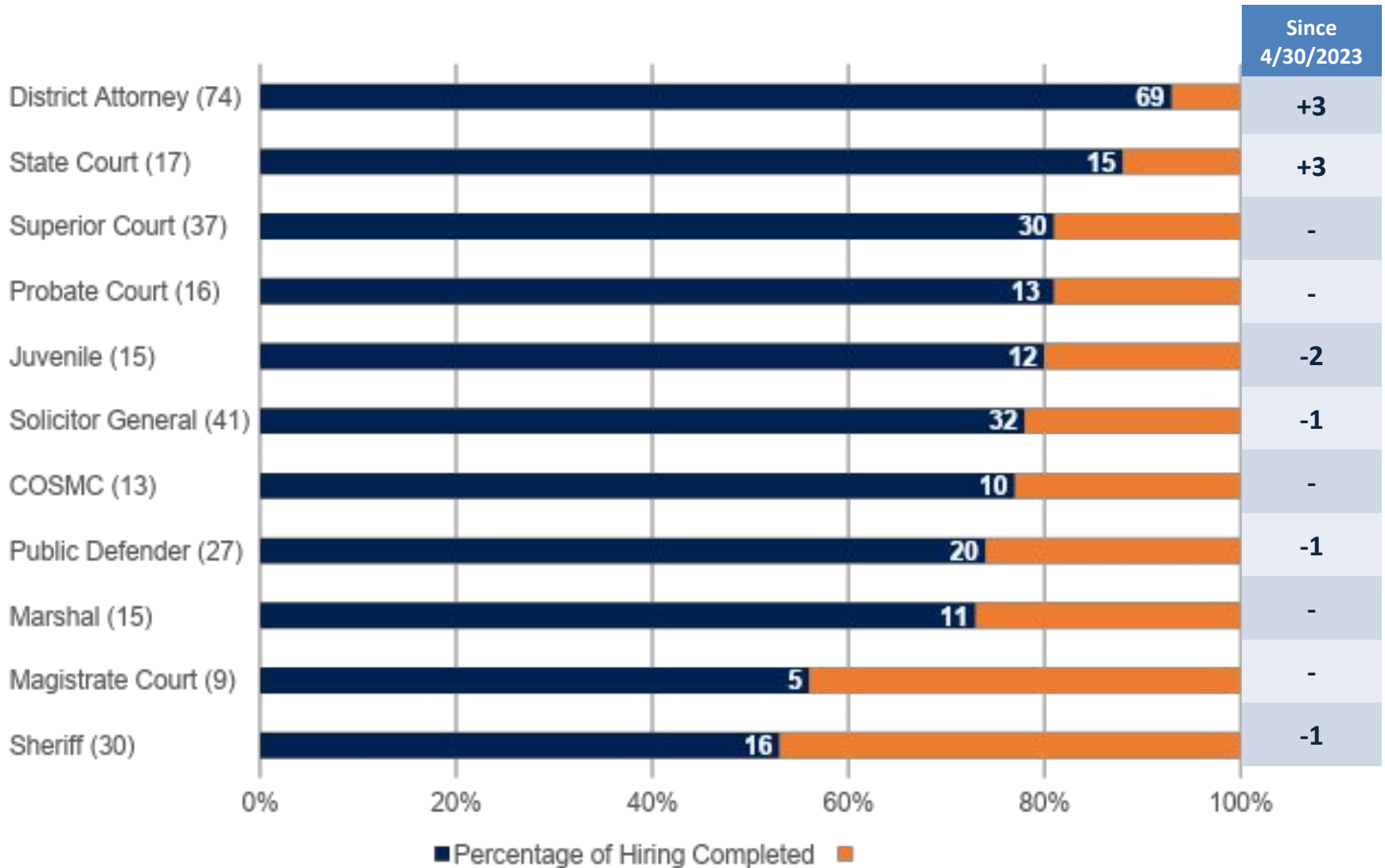
CASE DISPOSITION SUMMARY



Office	May 2023 (Last full month)			Project To Date (12/6/2021 through 5/31/2023)		
	Target	Actual	Variance	Target	Actual	Variance
Superior	442	331	(111)	7,943	9,423	1,480
District Attorney	356	659	303	7,666	13,707	6,041
State	556	476	(80)	10,000	12,129	2,129
Solicitor General	1,540	970	(570)	27,720	46,985	19,265
Magistrate	1,091	385	(706)	19,633	28,094	8,461
Overall	3,985	2,821	(1,164)	72,962	110,338	37,376

HIRING PROGRESS

HIRING PROGRESS BY DEPARTMENT AS OF 5/29/2023





FULTON COUNTY GOVERNMENT

Project **ORCA** & Justice System Update

JUNE 21, 2023

AGENDA

- 01** ORCA CASE REDUCTION
- 02** **CUMULATIVE CASE REDUCTION**
- 03** JAIL POPULATION UPDATE

CUMULATIVE CASE REDUCTION JUSTICE SYSTEM SCORECARD



MEASURE	GOAL	APRIL 2023	MAY 2023	DELTA
Average Length of Stay	30 days	63 days	71 days	8 day increase
Jail Population Unindicted without other charges	10%	37%	34%	3% decrease <i>(113 fewer unindicted)</i>
Clearance Rate for Felony Criminal Cases	100%	63%	69%	6% increase
Felony Cases Disposed within 180 Days	90%	26%	25%	1% decrease
Felony Cases Disposed within 365 Days	98%	58%	61%	3% increase

CUMULATIVE CASE REDUCTION COURT CAPACITY



Office	Case Type	March			April			May		
		Baseline	Disposed	% Capacity	Baseline	Disposed	% Capacity	Baseline	Disposed	% Capacity
		2018/2019	2023	2023	2018/2019	2023	2023	2018/2019	2023	2023
Superior	CR	743	568	76.4%	705	510	72.4%	684	639	93.4%
Superior	CV	509	625	122.9%	484	459	94.9%	506	527	104.3%
District Attorney	CR	1,181	2,883	244.1%	3,728	10,585	283.9%	3,166	6,795	214.6%
State	CR	1,450	844	58.2%	1,522	994	65.3%	1,388	1,031	74.3%
State	CV	631	753	119.1%	510	659	129.3%	533	713	133.9%
Solicitor General	CR	2,008	1,661	82.7%	1,551	7,573	488.4%	1,827	3,471	190.0%
Magistrate	CR	236	355	150.4%	129	239	185.3%	297	331	111.4%
Magistrate	CV	4,445	8,234	185.3%	2,884	7,890	273.3%	3,199	6,707	209.7%



FULTON COUNTY GOVERNMENT

Project **ORCA** & Justice System Update

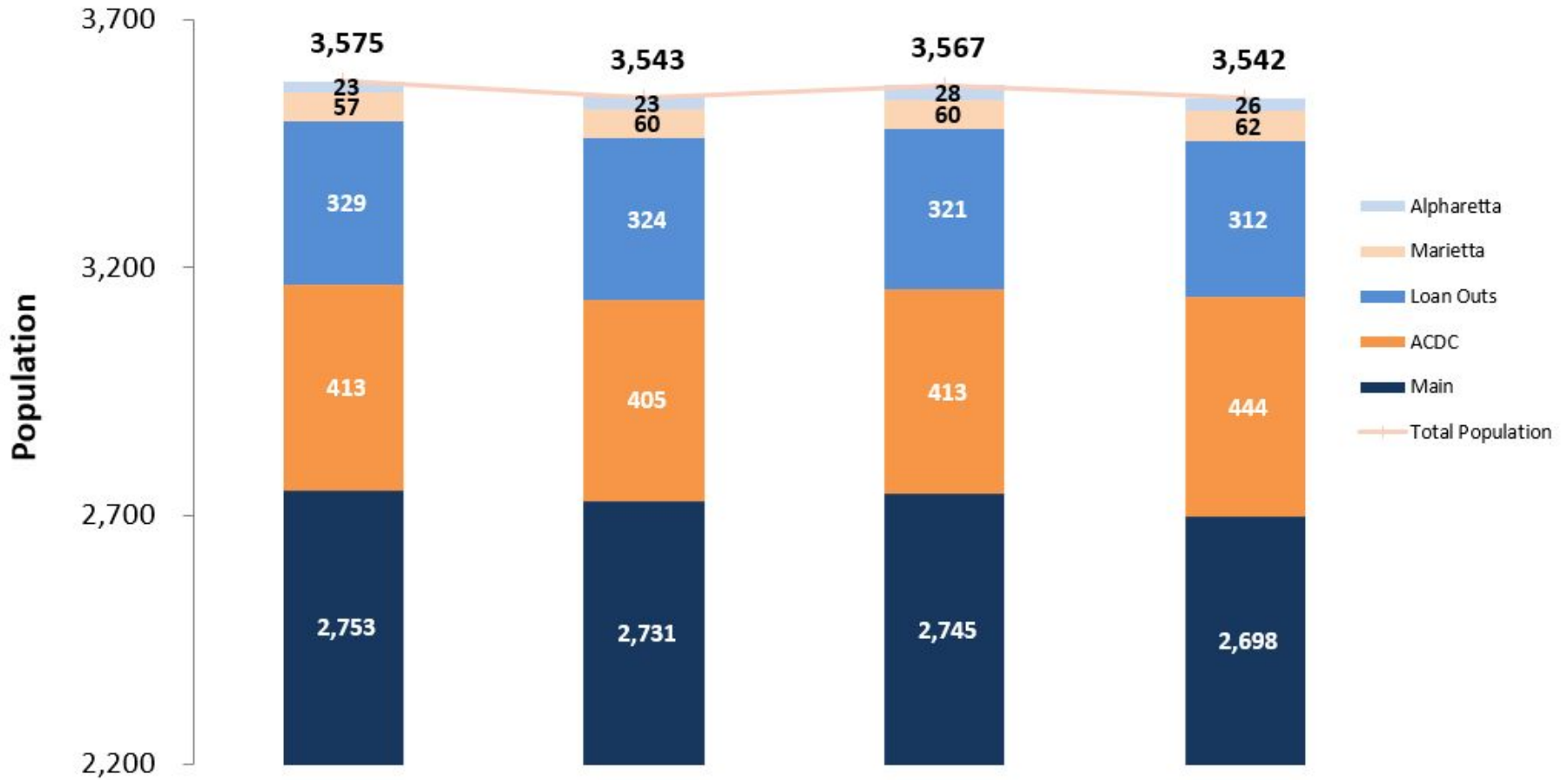
JUNE 21, 2023

AGENDA

- 01** ORCA CASE REDUCTION
- 02** CUMULATIVE CASE REDUCTION
- 03** **JAIL POPULATION UPDATE**

AVERAGE WEEKLY JAIL POPULATION

5/01/2023 - 5/28/2023



	05/01 - 05/07	05/08 - 05/14	05/15 - 05/21	05/22 - 05/28
Book In	434	382	447	426
Book Out	450	393	367	364
Net	16	11	(80)	(62)

AVERAGE WEEKLY JAIL POPULATION

5/01/2023 - 5/28/2023



	POPULATION BY FACILITY			
	05/01 – 05/07	05/08 – 05/14	05/15 – 05/21	05/21 – 05/28
Main	2,753	2,731	2,745	2,698
ACDC	413	405	413	444
Loan Outs	329	324	321	312
Marietta	57	60	60	62
Alpharetta	23	23	28	26
TOTAL	3,575	3,543	3,567	3,542

	WEEKLY BOOK IN / BOOK OUT			
Book In	434	382	447	426
Book Out	450	393	367	364
NET	16	11	(80)	(62)

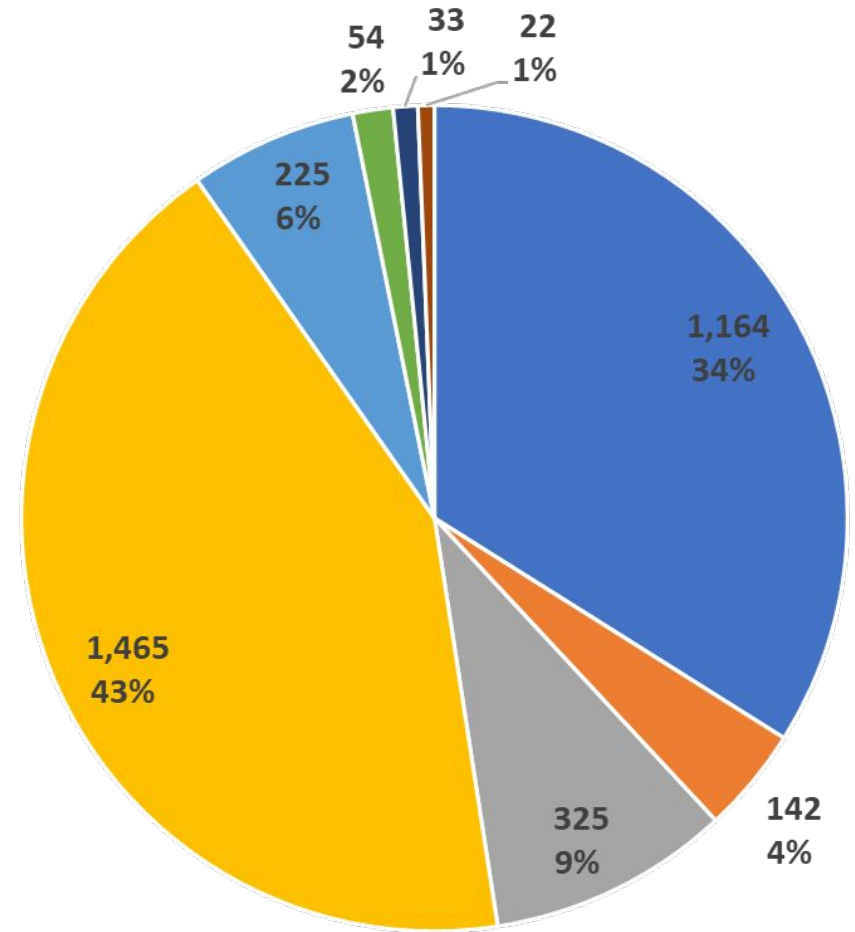
JAIL POPULATION

FULL INMATE ANALYSIS

AS OF 5/24/2023



Status	Number of Inmates	
Unindicted	1,164	34%
Unindicted w/ Hold	325	9%
Unindicted w/ Indicted Case	142	4%
Indicted (DA)	1,465	43%
Accused (SG)	225	7%
Hold Only (SBPP/Foreign)	54	2%
Awaiting Pickup/Transport/Extradition	33	1%
Serving Sentence / CPO	22	1%
TOTAL	3,430	100%



- Unindicted
- Unindicted w/ Indicted Case
- Unindicted w/ Hold (FTA/PV/SBPP/Foreign)
- Indicted
- Accused
- Hold Only (SBPP/Foreign)
- Awaiting Pickup/Transport/Extradition
- Serving Sentence/CPO

JAIL POPULATION POPULATION REDUCTION INITIATIVES



ACTION ITEM	DESCRIPTION / BACKGROUND	BOC UPDATE	START DATE
Increase inmate transports to Superior Court	Double the number of inmate transports per week	<ul style="list-style-type: none"> Sheriff's Office has doubled the number of inmate transports to Superior Court 	March 1
Increase the number of senior judges for Superior Court	Add new senior judges for criminal trial / weekend calendars and increase their compensation	<ul style="list-style-type: none"> 4 new senior judges have been added Trial calendars built out for remainder of the year 	May 15
Superior Court civil cases to State Court	Assign Superior Court civil cases to State Court for remainder of 2023	<ul style="list-style-type: none"> First round of civil cases have been assigned Assignments will continue on a rolling basis 	May 15
Increase Zoom capacity for Superior Court criminal cases	Increase the calendars and resources to expand cases leveraging Zoom	<ul style="list-style-type: none"> Analyzing Zoom usage data to understand if capacity exists Determining available space for additional Zoom booths at the Jail 	July 15
Expand the C-3 Program	Increase the number of C-3 contract attorneys and cases per attorney, with a focus on jail cases	<ul style="list-style-type: none"> Nearly 20 C-3 attorneys in the program representing over 60 defendants Case assignments being made on a monthly basis Evaluating need to expand C-3 attorney roster 	July 15
Prioritize jail cases on the Superior Court calendar	Prioritize jail cases on Superior Court calendars	<ul style="list-style-type: none"> Developing new Odyssey queries for automated and on-demand reports showing unindicted and indicted inmates 	July 15
Weekend court at Fulton County Jail	Hold criminal court cases at Fulton County Jail on weekend days	<ul style="list-style-type: none"> Developed logistics plan with Justice Partners with formal kickoff meeting scheduled for June 27 Anticipate about 20 – 50 inmates per Saturday Event 	July 29
Establish a competency court calendar	Create a dedicated calendar for competency cases	<ul style="list-style-type: none"> Operations and resource plan developed Plan will be presented to Superior Court bench at the July bench meeting 	August 15

PRIORITIES



- ✓ Accelerate ORCA case resolution/performance
- ✓ Implement multi-agency jail reduction plan
- ✓ Prevent Post-ORCA backlog

JUSTICE SYSTEM DASHBOARDS

PUBLIC INFORMATION



JUSTICE SYSTEM DASHBOARDS

DEPARTMENT

PUBLICLY AVAILABLE DASHBOARDS

SUPERIOR COURT

Total Defendants in Jail (Complex)
 Defendants in Jail for Over 1 Year (Complex)
 Total Pending Cases (Complex)
 Cases Pending for Over 1 Year (Complex)
 Total Defendants in Jail (Non-Complex)
 Defendants in Jail > 180 Days (Non-Complex)
 Total Pending Cases (Non-Complex)
 Cases Pending > 180 Days (Non-Complex)

NATIONAL COURT STANDARDS

Time to Disposition (Felony)
 Time to Disposition (Civil)
 Time to Disposition (Family)
 Clearance Rates
 Aging of Cases

STATE COURT

Total Defendants in Jail (Misdemeanor)
 Defendants in Jail Over 1 Year (Misdemeanor)
 Total Pending Criminal Cases
 Criminal Cases Pending for Over 1 Year

PROJECT ORCA DASHBOARDS

DEPARTMENT

PUBLICLY AVAILABLE DASHBOARDS

OVERALL

Total Disposed Cases
 Remaining Open & Active Cases


COURTS

Total Disposed Cases & Filings
 Remaining Open & Active Cases & Filings

PROSECUTORS

Total Disposed, Indicted, or Accused Cases
 Remaining Open & Active Cases

All publicly available justice system data and dashboards are found at:
<https://fultoncountyga.gov/inside-fulton-county/open-government>



QUESTIONS



Behavioral Health Crisis Center Update

Behavioral Health Crisis Center Funding

- Behavioral Health Crisis Centers were included in the Governor’s “Disregard” statements issued on May 5 for FY24 budget, providing instruction to agencies that differs from the budget adopted by the General Assembly
- Fulton County has been in communication with Georgia DBHDD regarding potential impact
- Anticipated FY24 funding: \$5.6 million for 6 months, annualized to \$11.2 million in FY25 (*compared to \$5.6M for 12 months in original FY24 state budget*)
- In anticipation of ongoing advocacy External Affairs team is:
 - Monitoring the release of GA DBHDD’s Crisis Capacity Study (expected in July)
 - Monitoring state revenue reports



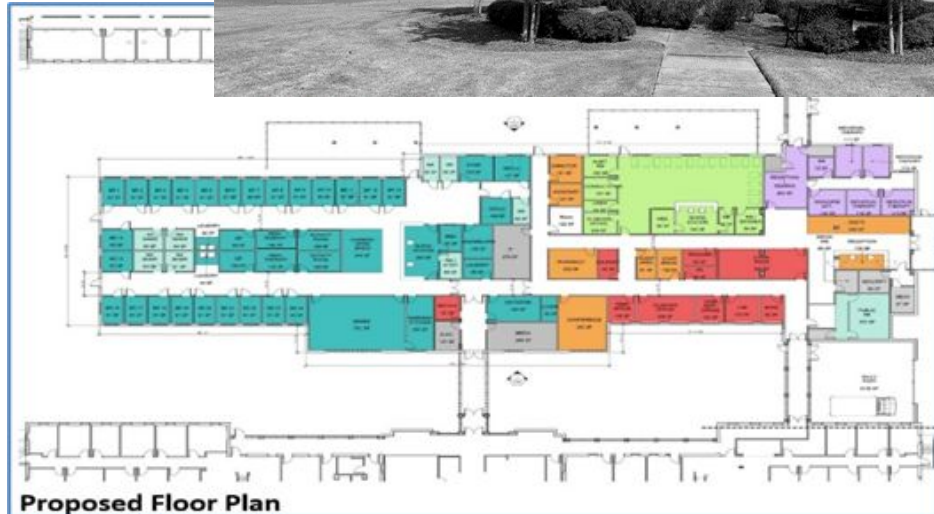
Behavioral Health Crisis Center Construction

CURRENT STATUS

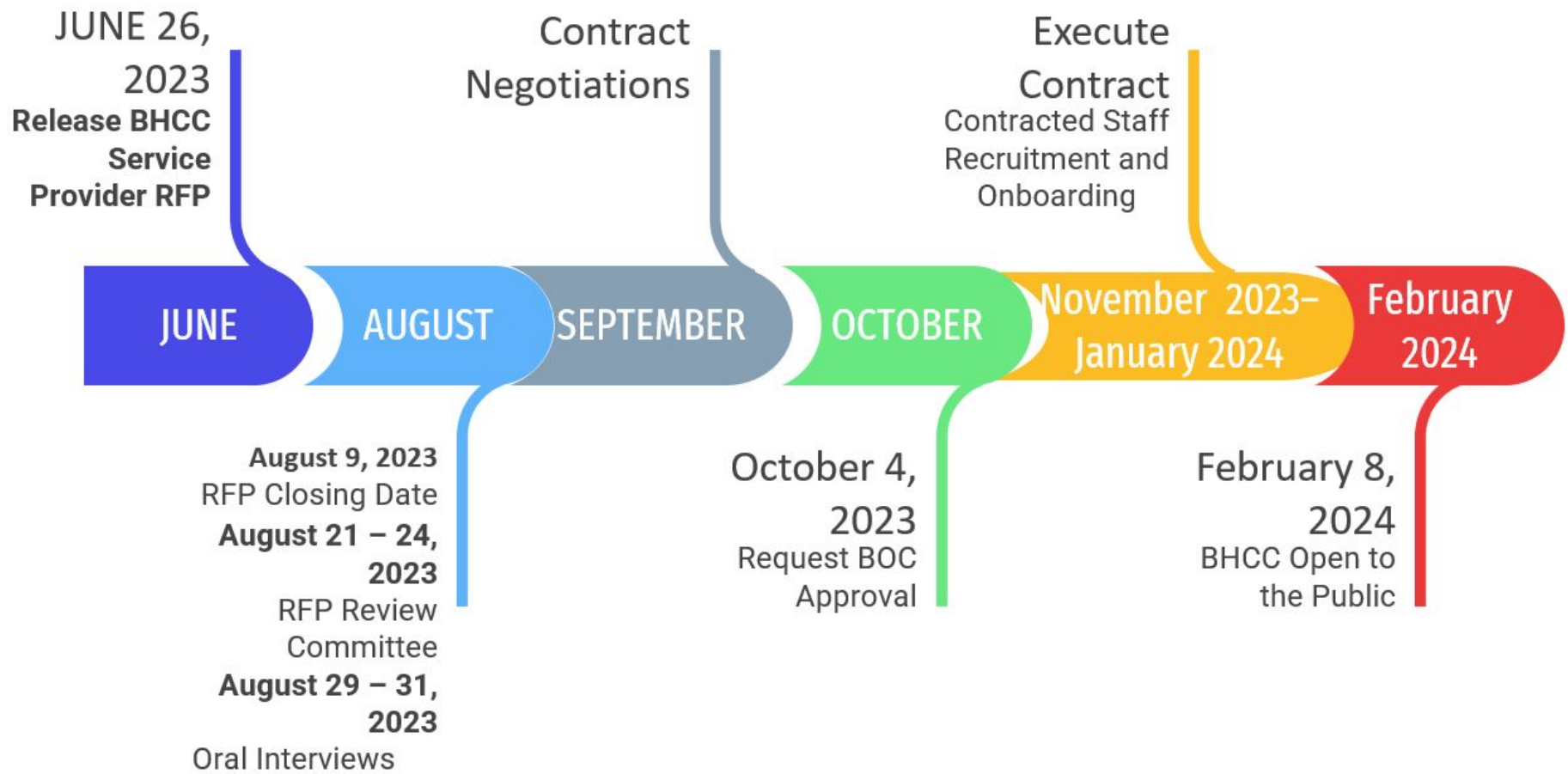
- Contract Routing for Execution
Site permit application submitted to City of Atlanta
- Schematic Design drawings being finalized by the Sizemore Group


NEXT STEPS

- Project Kick-Off –Week of 7/3/2023
- Finalize County portion of FF&E requirements




Behavioral Health Crisis Center Service Provider





QUESTIONS



COVID 19 Reserve & ARPA Spend Update

Cash Flow Projections – COVID 19 Response

<i>In Millions \$</i>	06.12.2023	06.12.2023	06.12.2023	Change in Budget	Change in Expenses
	Budget	Commitments	Expenses		
EERF - General Fund	\$ 10.5	\$ 10.5	\$ 10.5	\$ -	-
Communications	1.7	1.7	1.7	-	-
Child Care / Healthcare / Other	0.5	0.5	0.5	-	-
Payment to Employees	6.6	6.6	6.6	-	-
2020 Obligation/Unallowable	1.7	1.7	1.7	-	-
American Rescue Act	228.4	157.2	125.9	0.30	3.67
Health Infrastructure	24.1	1.0	0.1	8.50	-
Pandemic Proof County Facilities	28.0	2.3	1.5	-	0.18
Day Porters / Cleaning	1.9	1.9	1.5	-	-
Child Care	0.7	0.4	0.3	-	-
Other Emergencies	1.7	1.7	1.4	0.27	-
Lifeline Animal Control	0.5	0.5	0.5	-	-
Premium Pay for Employees	3.4	3.4	3.4	-	-
PPE- County Employees	1.6	1.6	1.6	(0.80)	-
Court Backlog Project	75.0	58.8	44.1	-	2.95
Information Tech - Virtual Support	12.3	8.1	1.1	4.32	-
Safety Net Services - CSP	8.1	8.0	7.5	-	-
Tiny Homes	1.0	1.0	-	-	-
Living Assistance	0.5	0.5	-	-	-
Diversion Center	1.7	1.7	-	-	-
Summer Youth	0.5	0.5	0.5	-	-
Employees Covid Healthcare	4.0	4.0	4.0	-	0.52
General Administration	0.9	0.9	0.4	(0.15)	0.01
Long Term Revolving Loan Program	3.9	3.9	3.9	-	-
Food Insecurity	5.1	5.1	3.5	-	-
Job Training	0.9	0.9	0.4	(0.70)	-
ERAP 2 & High Need	29.0	29.0	29.0	-	-
ERAP Additional Operational Costs	9.1	9.1	9.0	-	(0.00)
Vaccination and Testing - Shared Cost of FEMA Reimbursable Items 3Q22+	0.4	0.4	0.1	0.23	0.00
Grady Hospital	11.0	11.0	11.0	-	-
Testing Vaccination	2.8	1.2	0.5	(10.67)	0.01
Vaccine Incentive Program	0.5	0.4	0.4	(0.70)	-
Consolidated Appropriations Act	18.0	18.0	18.0	-	-
ERAP 1	18.0	18.0	18.0	-	-
ERAP Reallocation	67.0	67.0	67.0	-	-
ERAP 4	25.0	25.0	25.0	-	-
ERAP 5	25.0	25.0	25.0	-	-
ERAP 6	17.0	17.0	17.0	-	-
FEMA Related Expenses	29.6	29.6	29.4	0.09	0.02
Total	\$ 353.5	\$ 282.2	\$ 250.6	0.39	3.68
Reserve	\$ 19.8				




Cash Flow Projections – COVID 19 Response


Cash Flow Projection COVID-19 Response

In Millions \$

Uses of Funds		2021	2022	2023	2024	Total
A	EERF - General Fund	10.5		-	-	10.5
B	American Rescue Act	51.8	57.6	87.4	31.4	228.1
C	Consolidated Appropriations Act	17.4	0.6	-	-	18.0
D	ERAP Reallocation	-	67.0	-	-	67.0
E	FEMA Related Expenses	21.2	7.8	0.3	-	29.4
Projected Annual Uses		100.9	133.1	87.7	31.4	353.0
Sources of Funds		2021	2022	2023	2024	Total
A	EERF	10.5	16.4			26.9
B	American Rescue Act	128.4	103.4			231.8
C	Consolidated Appropriation Act	18.0				18.0
D	ERAP Reallocation	-	67.0			67.0
E	FEMA Reimbursement at 100% until 2Q 22/90% 3Q 22+	5.9	7.4	6.3	9.8	29.4
Projected Annual Sources		162.8	194.2	6.3	9.8	373.1
Cash Balance EOY - 100% FEMA Reimbursement		61.9	123.0	41.6	20.1	20.1



QUESTIONS



Financial/Performance Measures Update

Monthly Financial Report

General Fund Expenditure Analysis 2022 vs 2023 - May

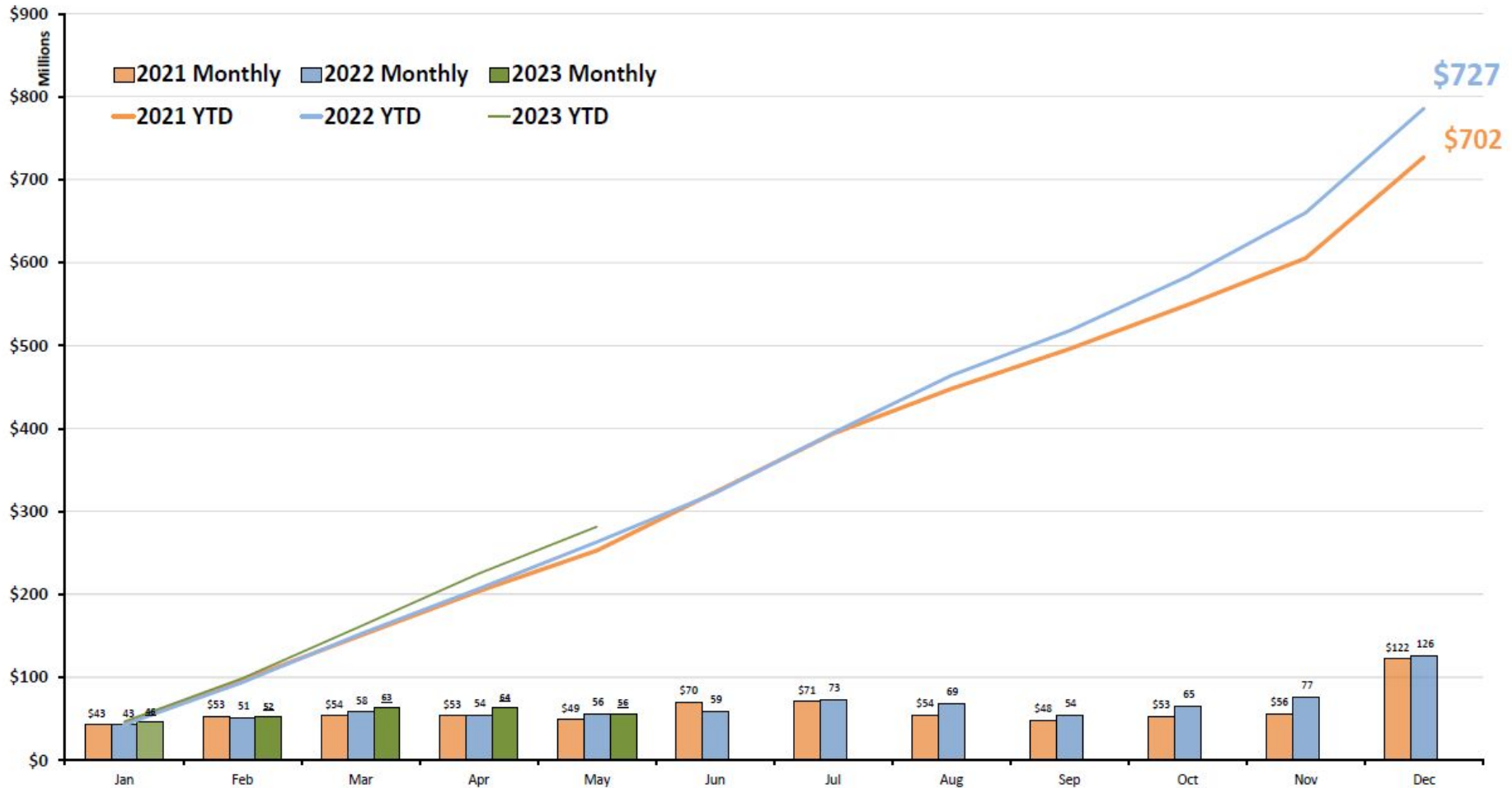
Department	2022			2023			(C/D)-(A/B)	
	A	B	A/B	C	D	C/D		
	YTD 2022 Exp	2022 -Budget	%	YTD 2023 Exp	2023 Budget	%	% Change	
Arts & Culture	181	\$ 823,478	\$ 5,634,291	15%	\$ 1,278,254	\$ 9,685,272	13%	-1%
Behavioral Health	755	\$ 4,873,967	\$ 17,050,336	29%	\$ 3,456,807	\$ 18,465,916	19%	-10%
Board of Health	750	\$ 4,642,978	\$ 11,613,441	40%	\$ 4,542,972	\$ 11,150,587	41%	1%
Child Attorney	237	\$ 1,114,351	\$ 2,812,243	40%	\$ 1,449,364	\$ 3,680,718	39%	0%
Commission Districts	101	1,436,795	4,032,043	36%	1,313,749	4,477,947	29%	-6%
Community Development	121	1,034,439	11,731,334	9%	1,254,418	14,654,332	9%	0%
County Attorney	235	1,521,068	3,650,564	42%	2,074,998	5,069,994	41%	-1%
County Comm Clerk	110	461,543	1,270,823	36%	388,204	1,323,704	29%	-7%
County Manager	118	1,377,395	3,619,870	38%	1,341,073	3,827,658	35%	-3%
County Marshal	419	2,630,205	7,060,063	37%	2,586,725	7,425,060	35%	-2%
District Attorney	480	11,779,800	31,541,968	37%	12,904,227	41,643,241	31%	-6%
Diversity and Civil Rights	186	396,933	1,540,400	26%	394,849	1,514,230	26%	0%
DREAM	520	11,928,399	35,161,743	34%	13,814,359	39,377,818	35%	1%
Economic Development	120	189,586	655,653	29%	315,738	871,850	36%	7%
Emergency Management	335	2,204,396	5,577,684	40%	2,010,508	5,664,486	35%	-4%
Emergency Services	333	1,982,972	3,561,915	56%	1,881,825	3,516,628	54%	-2%
External Affairs	130	1,248,356	3,851,484	32%	1,027,918	2,926,775	35%	3%
Family & Children's Services	620	493,057	1,684,840	29%	522,963	1,684,840	31%	2%
Finance	210	2,444,201	7,429,525	33%	2,573,298	7,706,489	33%	0%
Grady Hospital	730	26,475,869	63,850,095	41%	20,696,570	49,813,841	42%	0%
HIV Elimination	270	4,641	147,002	3%	40,748	190,432	21%	18%
Human Resources	215	1,969,280	5,768,382	34%	1,901,451	5,832,639	33%	-2%
Information Technology	220	10,757,700	31,777,902	34%	14,204,599	35,149,309	40%	7%
Juvenile Court	405	6,052,317	15,564,011	39%	6,220,853	16,927,218	37%	-2%
Library	650	10,338,857	30,452,905	34%	10,041,554	30,496,143	33%	-1%
Magistrate Court	422	1,456,870	3,461,171	42%	1,863,177	4,978,110	37%	-5%
Medical Examiner	340	1,909,935	5,776,836	33%	2,277,211	6,457,310	35%	2%
Non-Agency	999	39,013,766	199,969,807	20%	44,051,924	210,833,239	21%	1%
Office of the County Auditor	119	518,682	1,322,274	39%	504,507	1,410,358	36%	-3%
Police	320	3,453,016	9,273,406	37%	4,007,748	10,648,533	38%	0%
Probate Court	410	1,485,470	4,265,161	35%	1,515,148	6,318,377	24%	-11%
Public Defender	490	7,222,313	20,180,272	36%	9,390,215	25,377,575	37%	1%
Public Works	540	208,333	500,000	42%	208,333	500,000	42%	0%
Purchasing	230	1,319,864	4,535,416	29%	1,669,951	4,959,943	34%	5%
Regis & Elect	265	4,908,565	37,417,753	13%	2,561,636	8,553,165	30%	17%
Senior Services	183	8,234,103	22,287,932	37%	10,954,809	27,669,727	40%	3%
Sheriff	330	45,220,035	125,595,743	36%	50,939,212	142,706,567	36%	0%
State Court-All Judges	421	2,332,052	6,125,060	38%	2,469,233	6,893,734	36%	-2%
State Court-General	420	2,638,233	8,263,713	32%	2,850,670	8,809,769	32%	0%
State Court-Solicitor	400	3,464,758	10,095,883	34%	4,039,751	12,516,397	32%	-2%
Superior Court-All judges	451	3,366,732	8,455,367	40%	3,664,459	9,720,397	38%	-2%
Superior Court-Clerk	470	7,490,211	21,779,417	34%	7,870,494	21,820,092	36%	2%
Superior Court-General	450	8,071,926	23,102,099	35%	8,122,503	23,398,655	35%	0%
Tax Assessor	240	6,210,403	20,974,825	30%	7,025,508	22,146,677	32%	2%
Tax Commissioner	245	6,315,770	16,773,611	38%	7,213,973	18,747,272	38%	1%
Grand Total		\$ 263,023,620	\$ 857,196,262	31%	\$ 281,438,484	\$ 897,543,024	31%	0.7%



C/D Color Legend
42% of the Year (May)

Monthly Financial Report

Monthly and Cumulative Expenditures for the General Fund 2021 2022 and 2023



Monthly Financial Report


General Fund Summary

Personnel Vacancy Analysis 2023 -May - Full Time Permanent Positions


Department	FY23 YTD Expense	FY23 Budget	Personnel Count and Vacancies / Full Time Permanent							Avg. Vac.TD
			2023							
			Perm. Pos.	Jan	Feb	Mar	Apr	May		
Commission Districts	1,220,429	3,971,061	28	6	7	4	4	5	19%	
County Comm Clerk	335,596	973,945	8	0	0	0	0	0	0%	
County Manager	1,261,202	3,462,217	20	2	2	2	2	2	10%	
County Auditor	474,808	1,267,287	8	0	0	1	0	0	3%	
Community Development	980,403	2,657,674	23	2	2	2	2	2	9%	
External Affairs	867,193	2,295,582	20	2	1	2	2	2	9%	
Arts & Culture	953,956	2,821,049	30	1	2	2	3	5	9%	
Senior Services	3,344,271	9,770,718	117	9	8	11	17	15	10%	
Diversity and Civil Rights	356,210	1,170,433	12	4	3	3	3	3	27%	
Finance	2,461,147	6,808,792	67	8	7	7	10	13	13%	
Human Resources	1,718,396	4,641,060	45	4	4	4	4	4	9%	
IT	5,194,671	15,742,662	124	30	27	26	25	26	22%	
Purchasing	1,481,962	4,032,693	40	4	5	5	5	5	12%	
Child Attorney	1,400,280	3,503,751	23	0	0	1	1	1	3%	
Tax Assessor	5,927,111	16,597,776	193	24	23	18	20	19	11%	
Tax Commissioner	5,893,306	15,535,061	190	9	9	12	13	11	6%	
Regis & Elect	1,212,482	3,674,390	43	13	18	18	18	15	38%	
HIV Elimination	40,557	182,432	1	0	0	0	0	0	0%	
Police	2,155,751	5,940,192	67	9	10	10	9	9	14%	
Sheriff	34,394,208	100,446,331	981	208	210	180	178	171	19%	
Emergency Services	601,017	1,766,124	20	2	2	0	2	2	8%	
Emergency Management	472,499	1,338,549	10	1	1	1	2	2	14%	
Medical Examiner	2,003,495	5,667,512	45	6	5	4	3	3	9%	
State Court-Solicitor	3,895,236	11,664,504	105	14	21	22	23	21	19%	
Juvenile Court	5,562,650	15,051,117	147	8	10	14	25	26	11%	
Probate Court	1,354,133	4,391,514	53	12	11	9	13	14	22%	
County Marshal	2,334,013	6,467,299	71	6	6	7	7	8	10%	
State Court-General	2,452,703	6,923,925	68	4	4	5	6	8	8%	
State Court-All Judges	2,416,016	6,553,197	40	2	2	2	2	2	5%	
Magistrate Court	1,753,356	4,437,414	19	6	5	5	4	3	24%	
Superior Court-General	6,661,222	18,535,704	196	19	20	18	14	13	9%	
Superior Court-All Judges	3,551,533	9,103,100	82	6	3	3	3	5	5%	
Superior Court-Clerk	7,119,150	19,641,557	231	24	25	28	33	32	12%	
District Attorney	11,642,030	33,023,493	287	19	19	22	24	25	8%	
Public Defender	8,433,134	23,088,631	164	10	15	9	17	21	9%	
DREAM	5,198,992	14,996,594	180	21	22	23	24	23	13%	
Library	7,835,154	23,756,257	301	58	61	64	48	48	19%	
Behavioral Health	1,222,598	3,789,207	53	15	14	12	17	18	29%	
Non-Agency	26,725,002	65,775,022	0	0	0	0	0	0	#DIV/0!	
Economic Development	243,745	606,754	5	1	1	1	1	1	20%	
Grand Total	\$ 173,151,615	\$ 482,072,581	4117	569	585	557	584	583	14%	



*vacant positions in the County's HR system as of the end of the month. Does not include an internal department reconciliation of positions which may include active job offers, FMLA, military leave and other off-payroll positions.



QUESTIONS




**Monthly Emergency
Purchase Orders &
Monthly CM Contract
Approval**

No Purchase Orders or Contracts to Report

County Manager Contract Approvals Less Than \$100K

DATE	CONTRACTOR/VENDOR NAME	CONTRACT PURPOSE	DEPARTMENT	DOLLAR AMOUNT
5/17/2023	THE PINWHEEL GOURP	To provide professional services for the Habilitation Empowerment Accountability Treatment (H.E.A.T.) consultation and training for GA Treatment Court	Superior Court Administration	\$24,492.00
5/24/2023	PPG GLOBAL, LLC	To provide consultant services for the assessment, best practices, and re-engineering recommendations for Magistrate Court	Magistrate Court	\$30,000.00
5/30/2023	AMERICAN FACILITY SERVICES, INC.	Change Order to extend existing contract for janitorial services until new contract executed so disruption of services	Real Estate & Asset Management	\$100,000.00
6/1//2023	LUMIN8 TRANSPORTATION TECHNOLOGIES, LLC	To provide On-Call Traffic Signal Maintenance Services	Public Works	\$90,000.00
6/6/2023	ABM INDUSTRY GROUP, LLC	Change Order to extend existing contract for janitorial services until new contract executed so disruption of services	Real Estate & Asset Management	\$70,777.00.00
6/12/2023	MICHAEL MAMOT	To provide Certification Consultation Services for attainment of Commission on Accreditation of Rehabilitation Facilities (CARF) Certification for Superior Court – Accountability Court Programs	Superior Court Administration	\$24,000.00



QUESTIONS