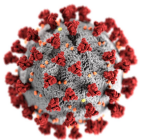
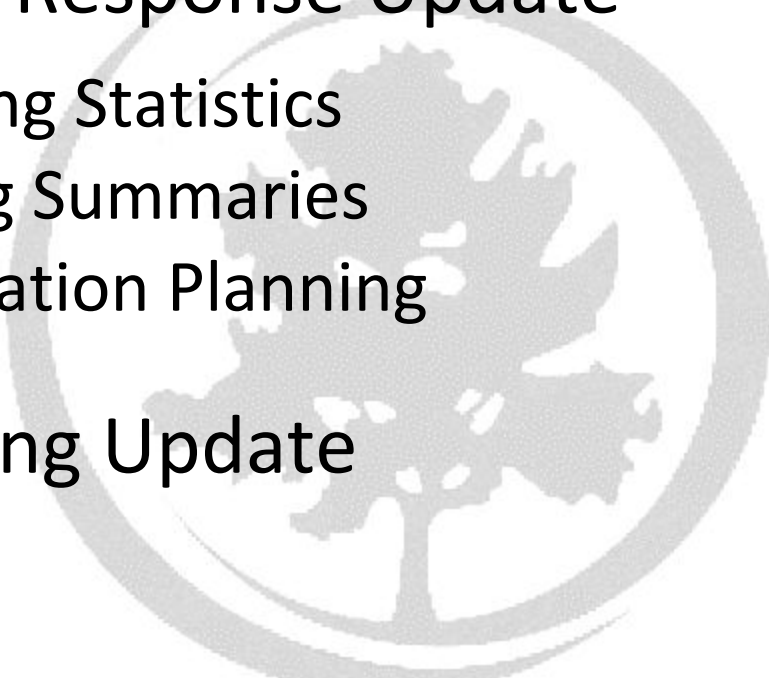


Fulton County COVID-19 Response Update

January 20, 2021 BOC Meeting

OVERVIEW

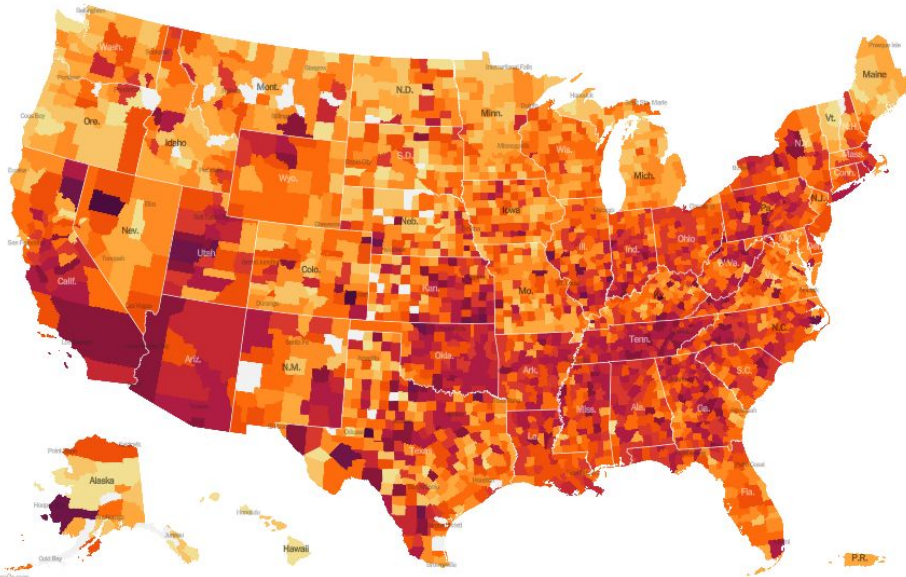
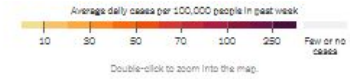
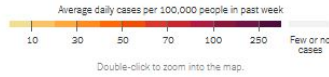
- Incident Response Update
 - Planning Statistics
 - Testing Summaries
 - Vaccination Planning
- Reopening Update
- 2021 COVID-19 Funding Update



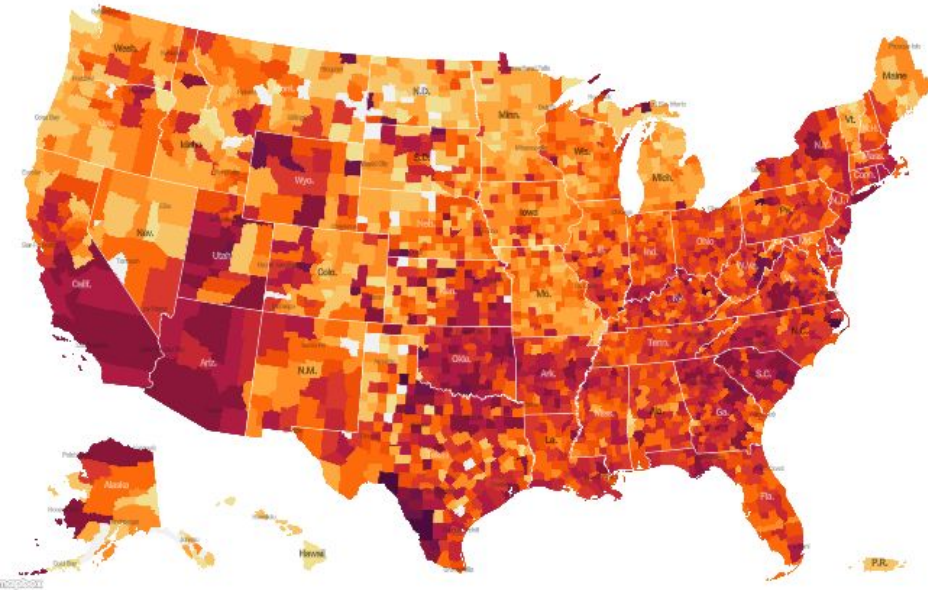
Incident Response Update



COVID in the United States



Jan. 1, 2021



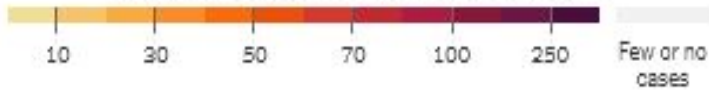
Jan. 18 2020

Incident Response Update

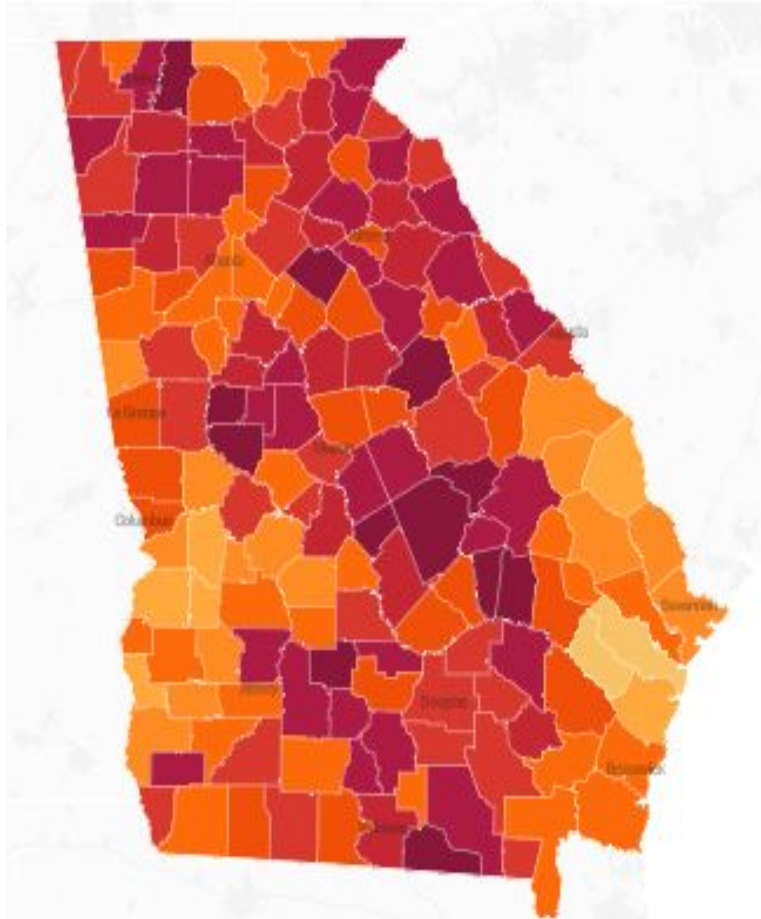
COVID in Georgia

Jan. 1 , 2021

Average daily cases per 100,000 people in past week

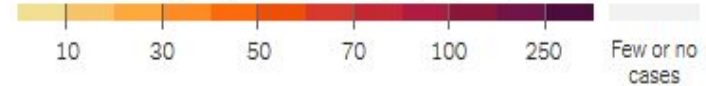


Double-click to zoom into the map.

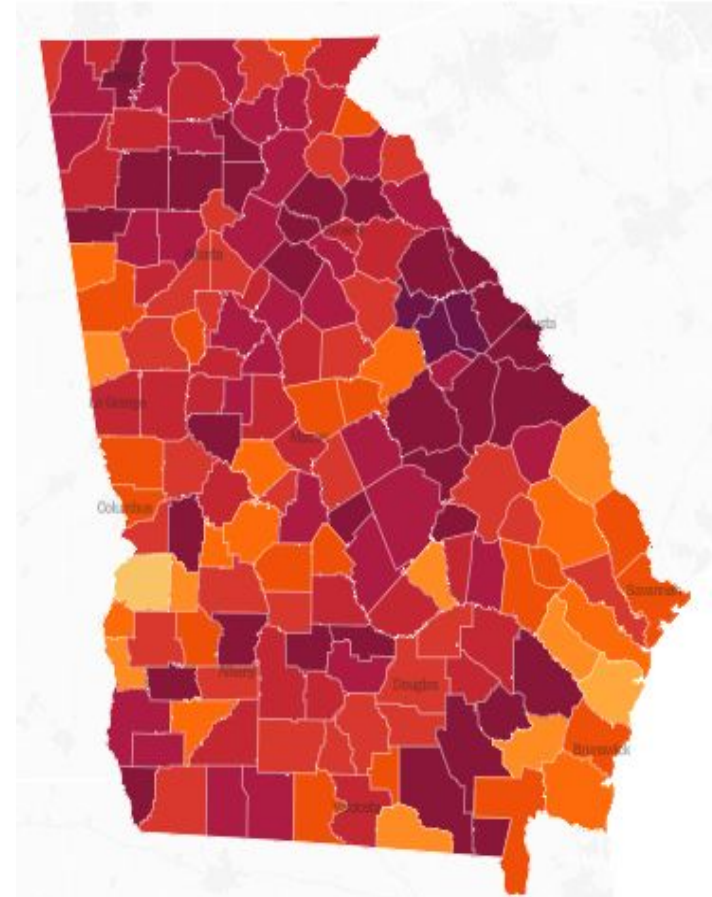


Jan. 18, 2020

Average daily cases per 100,000 people in past week



Double-click to zoom into the map.





Incident Response Update

- **Fulton County COVID-19 cases**

- *Since 1/1/20, 7-day avg. for cases have increased from 540 to 607*

1-18-2021 Daily Fulton County Comparison

Cases						Charts
	18 January	17 January	24 hr change	1-week ago	7 Day Average	% 14 Day Change
Fulton Cases	62,363	61,780	583	58,111	607 →	<p>1-18-21 Fulton Co. Daily Cases 14-day change = +28%</p> <p>Key values: 64, 586, 651, 860, 1099</p>
GA Cases	684,763	680,378	4,385	642,712	6,007 →	<p>Added antigen test positives</p> <p>7-day average</p> <p>10,000 cases</p> <p>5,000 cases</p> <p>0 cases</p> <p>Mar. 2020 Apr. May Jun. Jul. Aug. Sept. Oct. Nov. Dec. Jan. 2021</p> <p>TOTAL REPORTED ON JAN. 17 14-DAY CHANGE</p> <p>Cases 796,307 6,274 +4%</p>
US Cases	24,568,828	24,424,580	356,248	23,113,963	207,837 →	<p>7-day average</p> <p>200,000 cases</p> <p>100,000 cases</p> <p>0 cases</p> <p>Mar. 2020 Apr. May Jun. Jul. Aug. Sept. Oct. Nov. Dec. Jan. 2021</p> <p>TOTAL REPORTED ON JAN. 17 14-DAY CHANGE</p> <p>Cases 24.1 million+ 169,641 +3%</p>


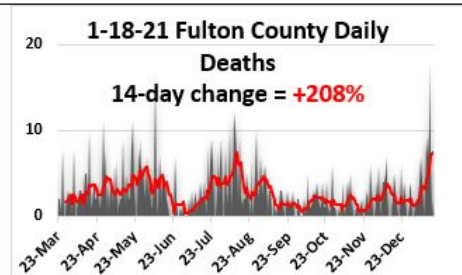

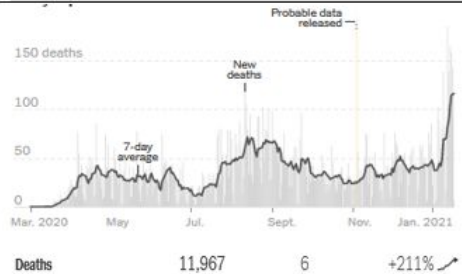

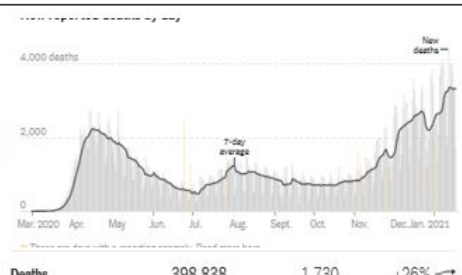


Incident Response Update

- COVID-19 Deaths

Since 12/1/20, 7 day avg, for deaths has varied from a low of 1.6 to 7.4 a day **+360%** 

1-18-2021 Daily Fulton County Comparison

	Deaths					Charts
	18 January	17 January	24 hr change	1-week ago	7 Day Average	% 14 Day Change
Fulton Deaths	816	814	2	764	7.4 	 <p>1-18-21 Fulton County Daily Deaths 14-day change = +208%</p>
GA Deaths	11,095	11,032	63	10,299	114 	 <p>14-day change = +211%</p>
US Deaths	408,062	406,621	1,441	385,013	3293 	 <p>14-day change = +26%</p>

Incident Response Update

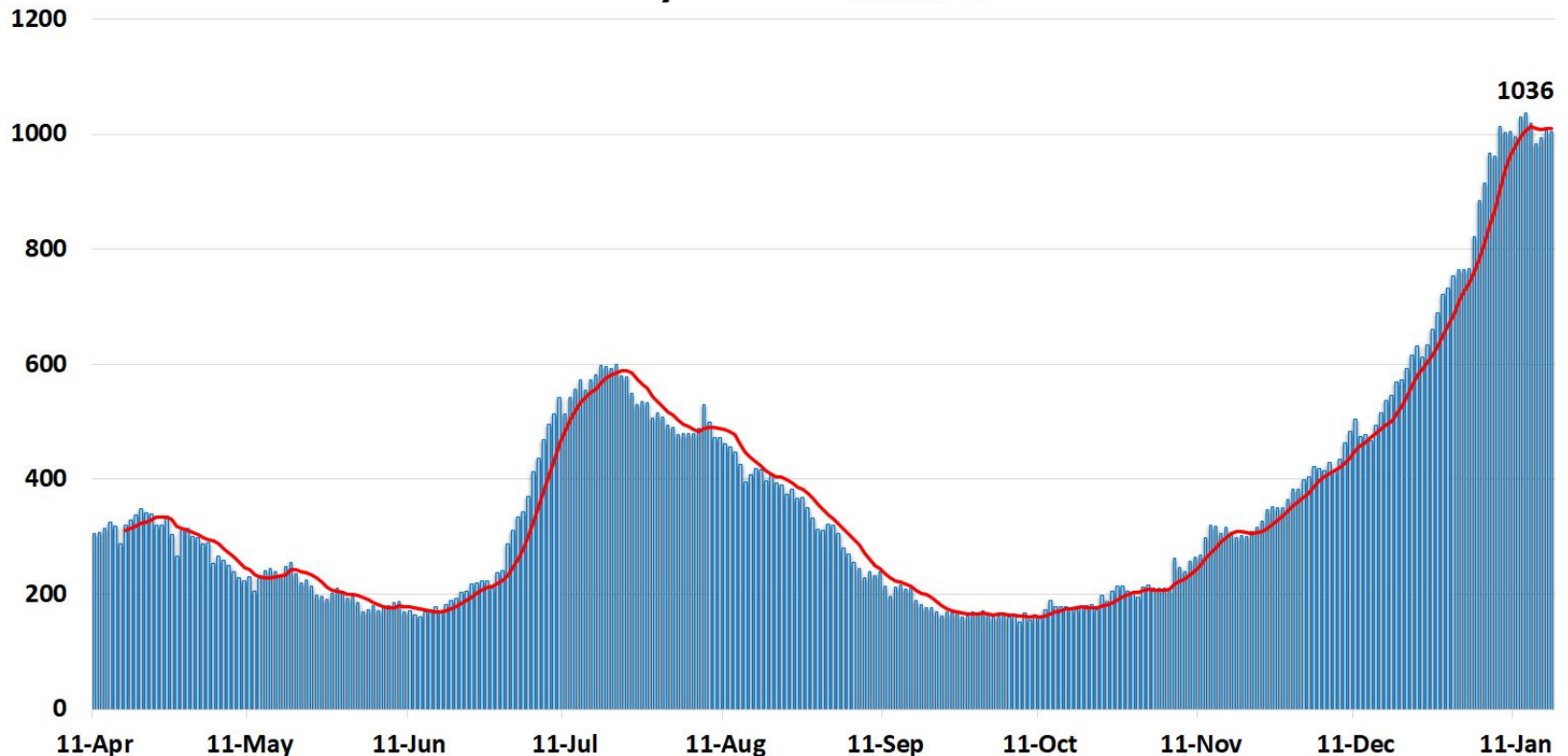


- **COVID-19 Fulton County Hospitalizations**


- *Since 1/1/20, COVID-19 Hospitalizations have increased from 784 to 1010*

1-18-2021 Fulton Co Hosp Bed Census

7-Day Trend = 1010 1009



Incident Response Update



- Since 1/1/20, 7-day avg. for % positive tests has leveled off from 13.5 to 12.8

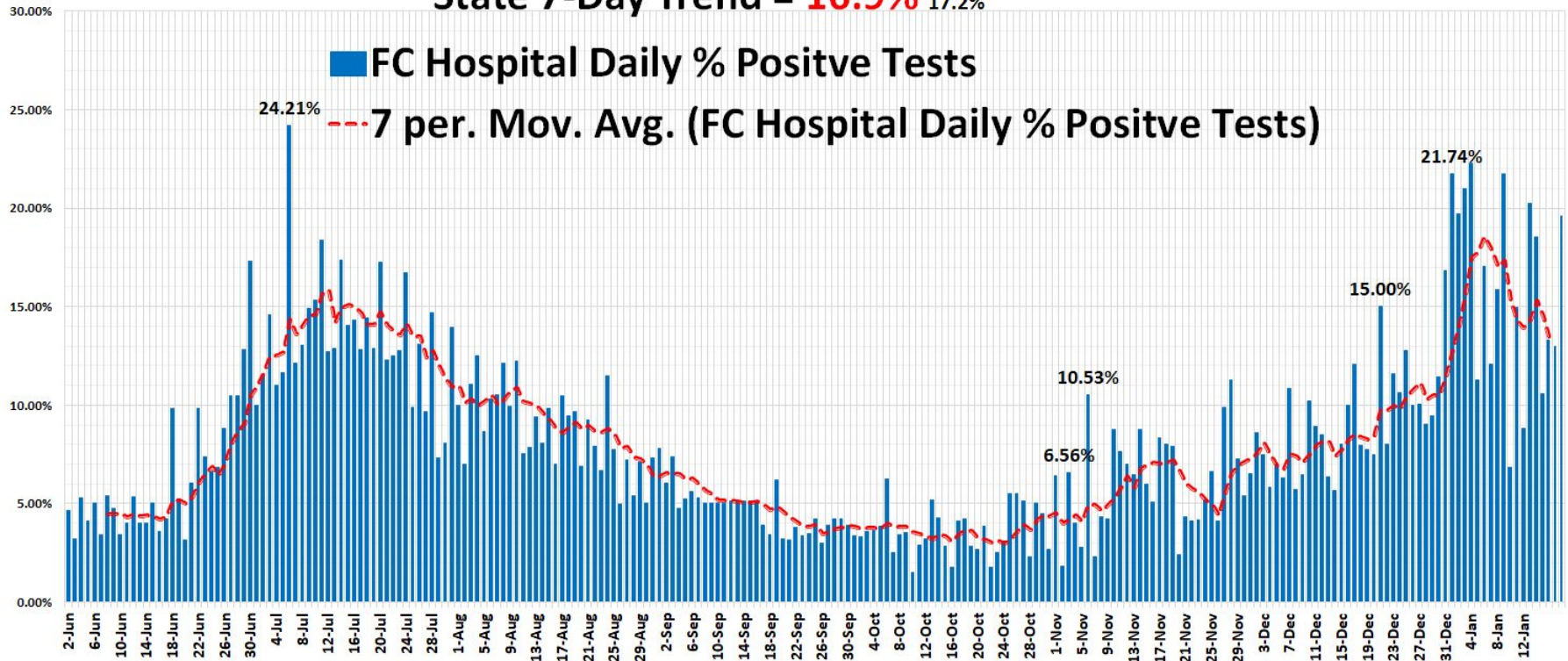


1-18-21 Fulton County COVID-19 % Positive

Hospital 7-Day Trend = **14.2%** 15.3%

Fulton County 7 Day Trend = **12.8%** 12.9%

State 7-Day Trend = **16.9%** 17.2%

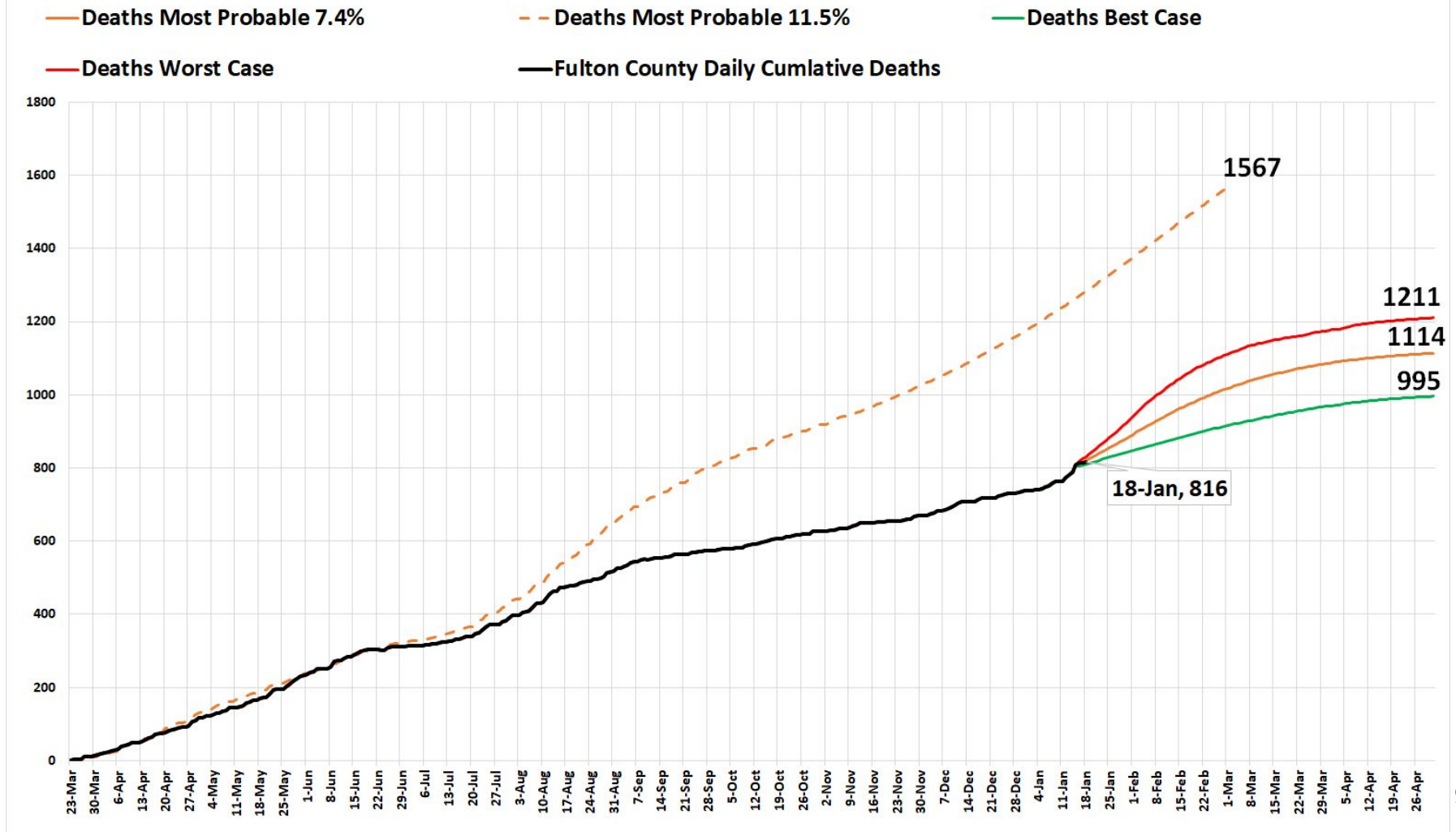


Incident Response Update



- Since 1/1/20, Fulton County's % of the State's COVID-19 deaths has continued a steady to drop from 7.60% to 7.35 

1-18-2020 Fulton County COVID-19 Death Projection



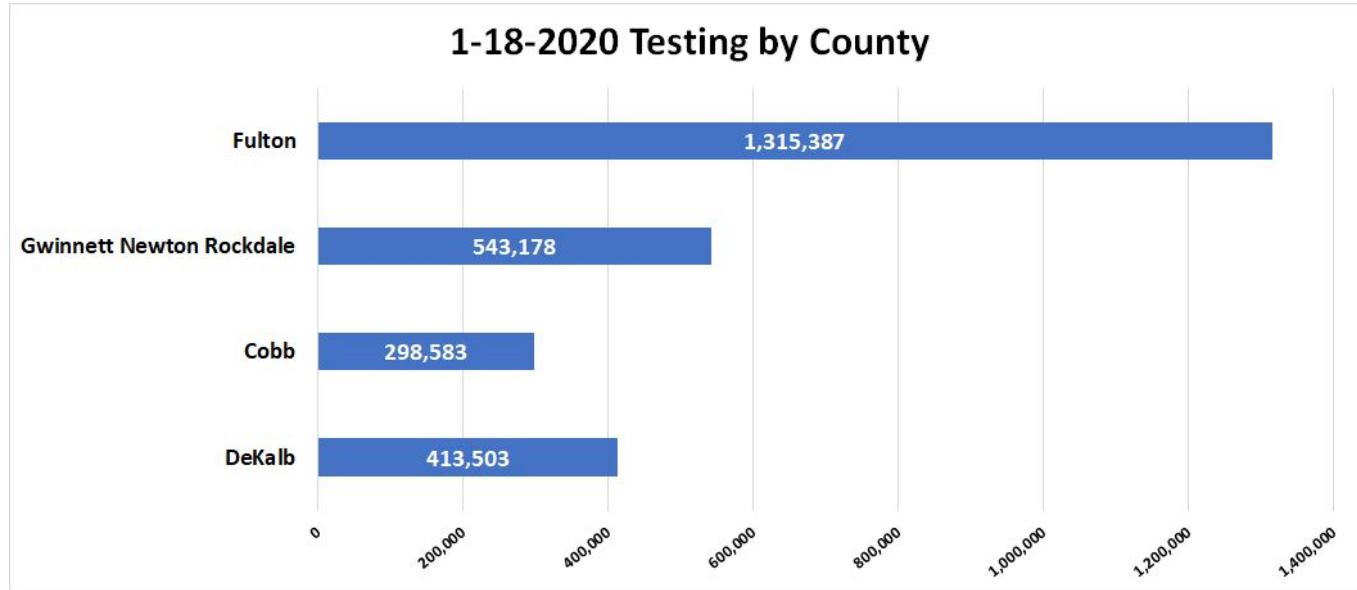
Incident Response Update



1/18/21 Fulton County COVID-19 Scorecard

Metric	Status (7-day average) = ‡	Metric
Testing (Demand & Capacity)	*6462 ⬆️	Current capability is 13,000 / day Daily Testing: over 2857 , 1428 - 2857 , less than 1428
Testing (Results)	36-72 hrs ⬆️	Time to receive results: 0 - 48 , 49 - 96 , over 96
Cases	*607 ⬆️	Less than 20 , 20 - 74 a day , 75 to 249 , over 250
Fulton positivity rate % +	*12.8% ⬆️	Less than 1% , 1% - 5% , 5% - 10% , over 10%
Hospitalizations COVID census	*1009 ⬆️	Less than 50 , 50 - 200 , 201 - 349 , over 350
Hospital Bed Availability	*12.8% ⬆️ *10.1% Adult	Open Beds: over 25% , 15% - 25% , Less 15%
Hospital CCU Bed Availability	*13.9% ⬆️ *10.9% Adult	Open CCU Beds: over 25% , 15% - 25% , less 15%
Hospital Vent Availability	*43.8% ⬆️	Open Vents: over 25% , 15% - 25% , less 15%
COVID Deaths	*7.4 ⬆️	Less than .25 , .25 - 2.5 , 2.5 - 5 , over 5
Morgue census	*95 ⬆️	Less Than 60 , 60 - 90 , over 90

Incident Response Update



Fulton County COVID-19 Testing

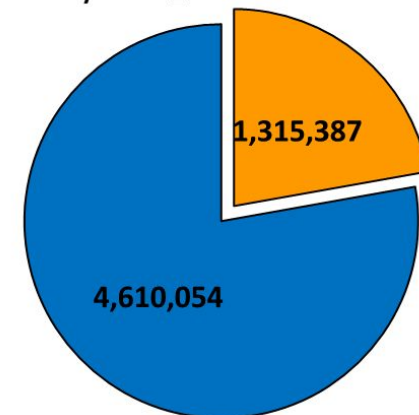
- *BoH & CORE Partnership*
 - *Testing demand continues to slowly increase*
 - *Neighboring Health District's cut back on testing*
 - *CORE partnership has expanded to a larger testing role at the North & Central SPOCs, to allow BoH clinicians to focus on vaccine mission*

1-17-2021 Fulton County Testing vs State Testing

Total for State = 5,925,441

Fulton County Testing is 22.20% of States Total

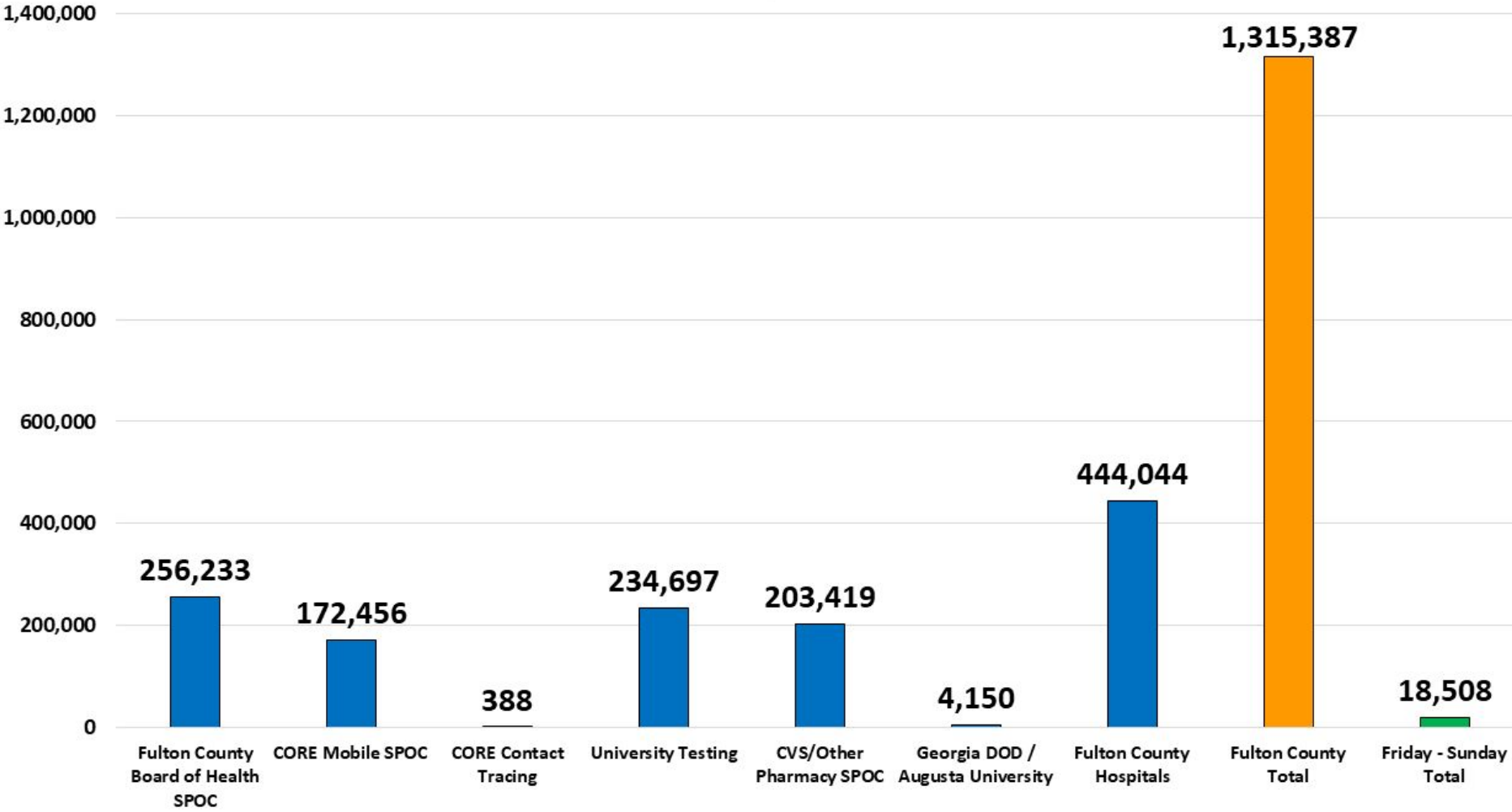
■ Fulton County Total ■ State less Fulton County Testing



Incident Response Update



1-18-2021 Fulton County SPOC Cumulative Tests



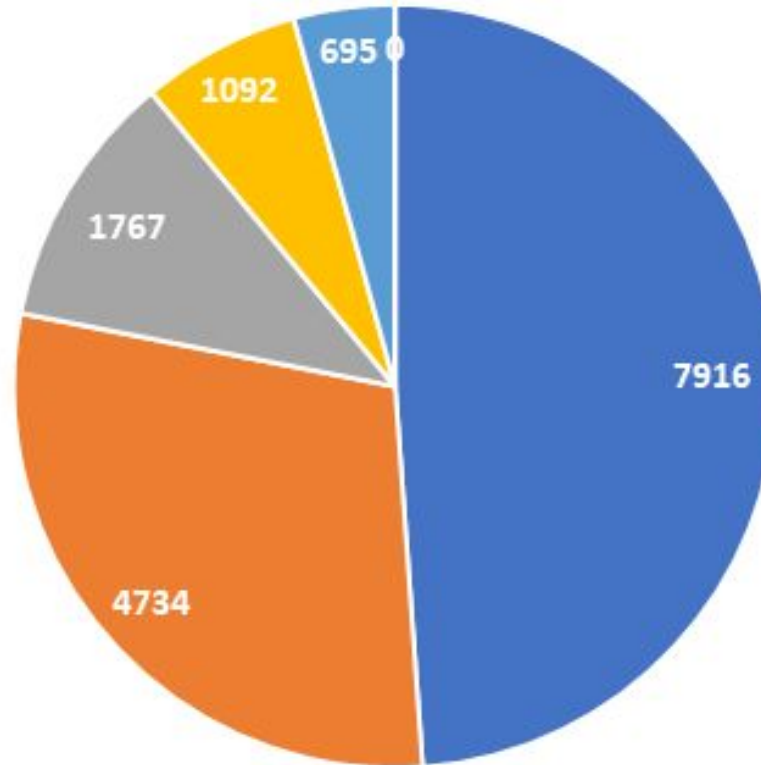
Incident Response Update (Vaccine update)



Incident Response Update (Vaccine update)



Vaccines Administered by location
Total = 16,204



■ MBS ■ North ■ Aviation ■ Wolf Creek ■ Park Place ■ LTCF



Incident Response Update (Vaccine update)

Vaccine by Manufacturer

TOTAL VACCINES
ADMINISTERED- 17,150

2nd Shot Administered

500
0

1st Shot Administered

14,850
1800

Received

16,000
5000

82% of VACCINES
RECEIVED HAVE BEEN
ADMINISTERED

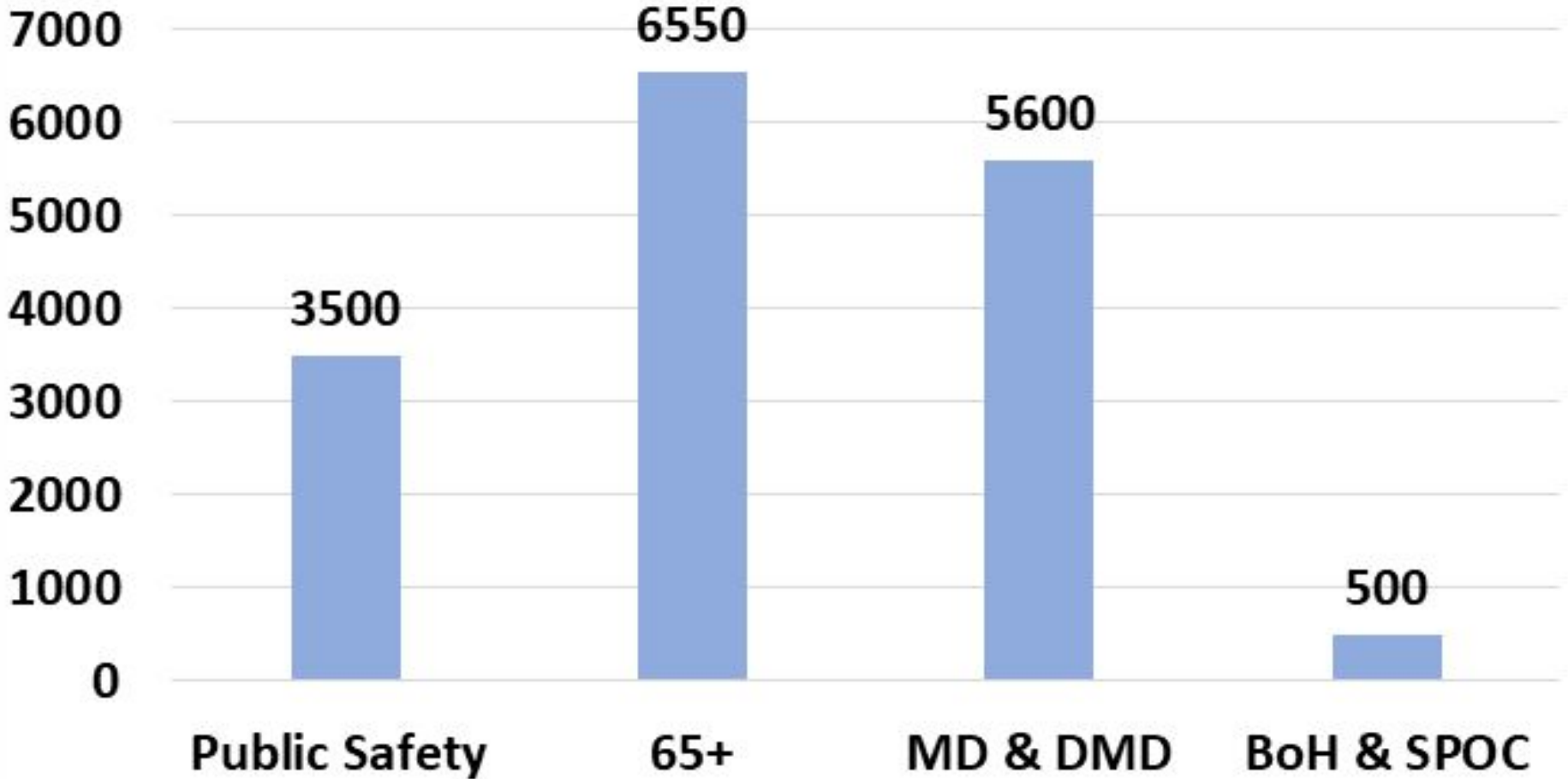
Pfizer Moderna

TOTAL VACCINES
RECEIVED - 21,000



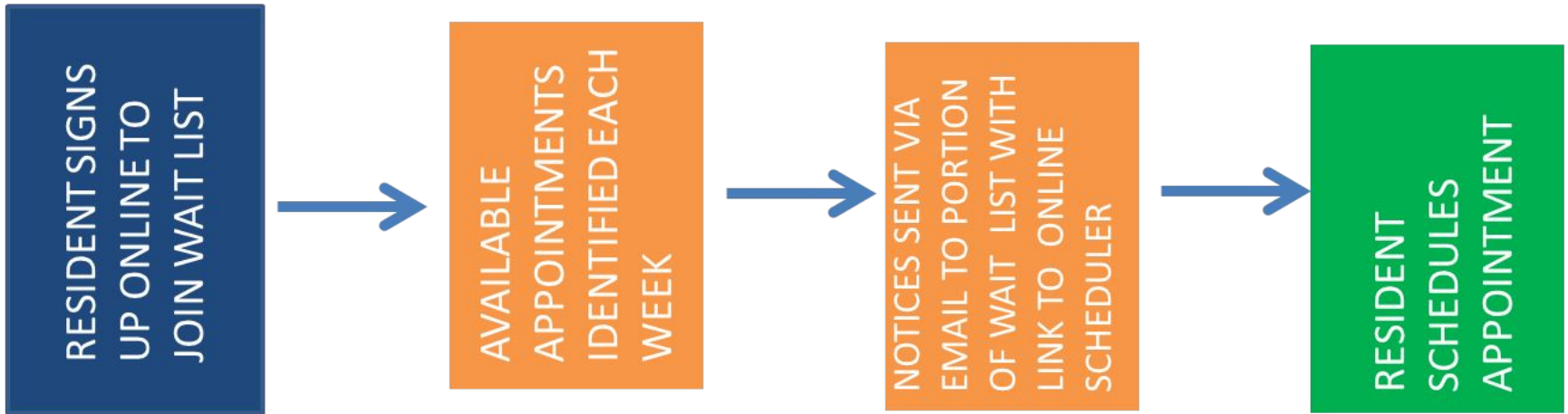
Incident Response Update (Vaccine update)

Vaccines Administered by Group

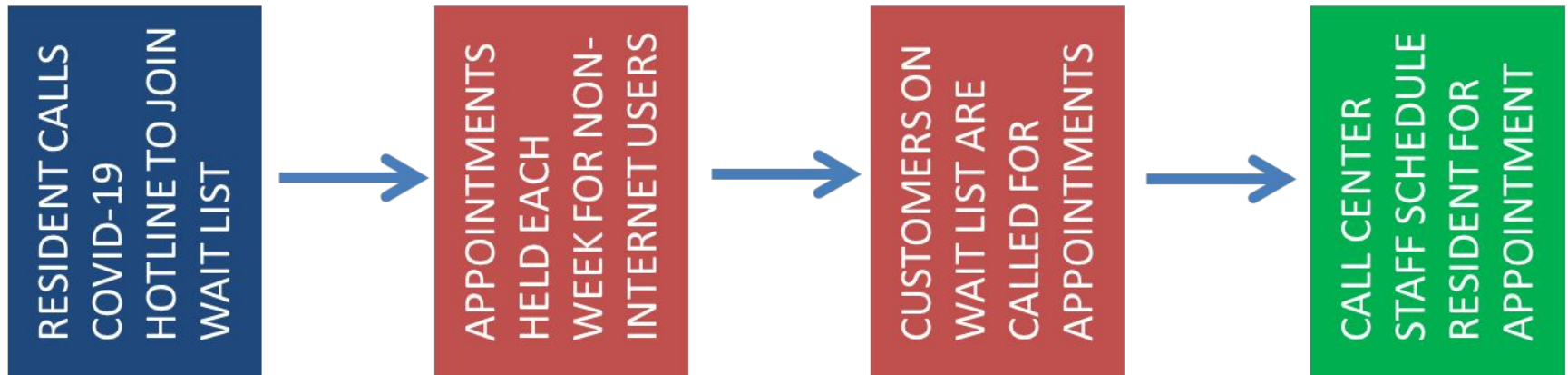


RESIDENTS MAY BE ON THE WAIT LIST FOR SEVERAL WEEKS BASED ON VACCINE AVAILABILITY

INTERNET USER SCHEDULING www.fultoncountyga.gov/covidvaccine



NON-INTERNET USER SCHEDULING 404-613-8150, Weekdays 8 a.m. to 5:30 p.m.



SECOND DOSE APPOINTMENTS

- Everyone who received the vaccine from Fulton Board of Health through January 19 will be contacted to schedule their second appointment the week prior to the appointment date.
- People who were scheduled for their first appointments through their employer, such as a healthcare organization, public safety agency or school system, will be scheduled for their second appointment through those agencies.
- Starting January 20, second appointments will be scheduled at the time of the first appointment.



Fulton County Government Board of Health Update



Fulton County

COVID-19 Vaccination Plan

- **Build current capacity of 1500 a day @ current Vaccination Centers to 3300 day / 16,500 week by 1 Feb.**
 - **Continue to build clinical and nonclinical staffing: Leverage available, qualified groups to assist: EMTs / Paramedics, MRC volunteers, med. students.**
 - **Continue to improve vaccine reservation system, i.e. 2nd appointments will now be scheduled on-site, at the time of the 1st appointment.**
 - **Begin to deliver services to the LTCFs that missed the CVS/Walgreens enrollment.**
 - **Target mobile vaccine solutions, for underserved communities.**
 - **Manage doses by: location, vaccine type, 1st or 2nd shot, and Phase 1a group.**
 - **Continue to leverage / create opportunities to partner with Hospitals and local businesses to maximise our capabilities.**
 - **Develop comprehensive Media marketing Strategy to combat vaccine hesitancy**
-



Questions?





VACCINE COMMUNICATIONS UPDATE



COVID-19 Vaccination Plan

Long-Term Communication Goals



- **SET EXPECTATIONS & CALM FEARS:**

- Clearly communicate **who, how** and **when** residents can be vaccinated
- *Fact sheets, presentations, updated website FAQs, social media posts, email blasts*
- *Leverage social listening to address common concerns*

- **TELL THE STORY:**

- Highlight vaccine efforts
-



COVID-19 Vaccination Plan

Long-Term Communication Goals



Advertising & Outreach Campaign

- **BUILD/MAINTAIN TRUST**


- *ensure vaccine demand does not taper as supply increases*
- *address vaccine hesitancy*

- **ADVOCATE FOR HEALTH EQUITY**

- *Develop focused communication to address health equity issues / communities of color*

- **LEVERAGE AND TAILOR EXISTING CAMPAIGNS**

- *“U Make Fulton” & “Alive & In Color”*
-




Fulton County Government Reopening Plan

Reopening Update


Gating Criteria - Reopening Indicators

CASES



Downward trajectory in the 7-day average of new positive tests within a 14-day period, and positivity rate below 5%

TESTING

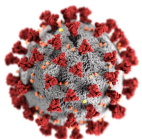


Ability to test 100% of county employees returning to work, & execute the BOH testing plan

EQUIPMENT



PPE and supplies for all employees interacting with public, & temperature screen to enter Fulton facilities



**Satisfy Before Proceeding to Phased Comeback*

COVID POSITIVE EMPLOYEES

LAST 2 WEEKS			
DEPARTMENT	POSITIVE	DEPARTMENT	POSITIVE
Board of Health	5	Police	1
County Attorney	1	Public Works	2
County Marshal	2	Sheriff	1
District Attorney	3	Superior Court General	2
Finance	1	Superior Court-clerk	2
Juvenile Court	2	Tax Assessors	1
Library	2	Tax Commissioner	2
Magistrate Court	1	GRAND TOTAL	28

COVID POSITIVE EMPLOYEES

CUMULATIVE

DEPARTMENT	POSITIVE	DEPARTMENT	POSITIVE
Arts/Cooperative Extension	1	Medical Examiner	1
Bhdd, Central	2	Police	5
Board of Health	26	Probate Court	2
Clerk of Superior Court	41	Public Defender	3
Board of Commissioner	2	Public Works	12
County Attorney	3	Purchasing	1
County Manager	2	Registration and Elections	3
County Marshal	8	Senior Services	4
District Attorney	14	Sheriff	4
Dream	13	Solicitor General	4
Emergency Management	2	State Court	5
Emergency Services	31	Superior Court General	17
Finance	3	Superior Court-All Judges	1
Information Technology	5	Tax Assessors	15
Juvenile Court	15	Tax Commissioner	24
Library	18	GRAND TOTAL	288
Magistrate Court	1		

Reopening Update

PHASE II REOPENING



Continued Closure

- Senior Centers
- IDD Service Centers
- Arts Centers

Phase II First Steps

- **WE REMAIN IN A
“PHASE I”
RE-OPENING
POSTURE**

Continued Operations

- Emergency essential operations
- Virtual & contactless service delivery

Reopening Update


COMMUNITY RELIEF - 2020 OUTCOMES

Relief	Amount Awarded	Amount Expended	To Be Expended	# Served
Wave 1 Community Relief	\$3,450,000.00	\$3,450,000.00	\$0.00	127,554
Wave 2 Community Relief	\$3,790,000.00	\$3,776,686.41	\$13,313.59	52,599
Wave 3 Community Relief	\$2,485,000.00	\$2,426,393.67	\$58,606.33	96,362
Add'l Senior Meals	\$1,503,256.75	\$1,503,256.75	\$0.00	2,646
Childcare	\$1,000,000.00	\$1,000,000.00	\$0.00	3145
Restaurant Student Meals	\$958,200.00	\$958,200.00	\$0.00	1,280
TOTALS	\$13,186,456.75	\$13,114,536.83	\$71,919.92	283,586


Reopening Update

COMMUNITY RELIEF - 2021 OPPORTUNITIES

1. Fulton County has been awarded \$18M from the 2021 Consolidated Appropriations Act
2. Funding is earmarked for rental assistance only
3. County is evaluating options and will have a recommendation on how we plan to program those funds



QUESTIONS



Emergency Response Reserve Update

Emergency Response Reserve

Budget vs Allocations

<i>in Millions \$</i>		Budget	Allocated	Balance	Paid
Health Response	Testing	\$ 4.2	\$ 4.2	\$ -	-
	Vaccination	8.3	8.3	-	-
	SPOC / Mobile Site Oper.	3.9	3.9	-	-
	Communications Testing/ Vaccine	0.9	0.9	-	-
	Total	17.3	17.3	-	-
Operational Stability	PPE	4.0	4.0	-	-
	Infrastructure	3.2	-	3.2	-
	Prof. Serv	0.8	0.7	0.1	-
	Hardware and Software	5.4	2.0	3.4	-
	Warehouse	0.4	0.4	-	-
	Day Porters	1.3	-	1.3	-
	Janitorial	2.8	0.6	2.2	-
	Childcare	0.3	0.3	-	-
	Health Care Costs	1.0	1.0	-	-
	COVID - 2020 Obligations / Reserve	5.5	4.4	1.1	0.8
	Hazard Pay and Virtual Programs	11.0	11.0	-	-
Total	35.7	24.4	11.3	0.8	
Total	\$ 53.0	\$ 41.7	\$ 11.3	\$ 0.8	


Emergency Response Reserve


Purchase Orders Detail

Cost Center	Legal Name	Line Description	PO Amount	Paid	Balance
⇒ Rolled from 2020	⇒626 Holdings LLC	Rental of Scanner for 8 months @ \$500 per month.	1,000	-	1,000
⇒ Rolled from 2020	⇒A L S VAN LINE SERVICES, INC.	To assist Department of Registration & Elections with moving/deployment of voting equipment for the	209,625	-	209,625
⇒ Rolled from 2020	⇒A&A ALL COUNTY MONITORING SERVICE	Ankie Monitoring Forecasting	13,800	-	13,800
⇒ Rolled from 2020	⇒ARK TEMPORARY STAFFING LLC	COVID Testers, Testing Support & Adm Services	149,844	14,277	135,567
⇒ Rolled from 2020	⇒AT&T MOBILITY	AT&T-Unlimited data plan 3 month service for 25 devices	2,775	1,958	817
⇒ Rolled from 2020	AT&T MOBILITY	(blank)	2,500	2,500	-
⇒ Rolled from 2020	AT&T MOBILITY	OTTOBOX Defender	1,049	-	1,049
⇒ Rolled from 2020	⇒AUDIO VISUAL INNOVATIONS	Onsite Engineer/Technician-Afterhours or Weekend	3,360	-	3,360
⇒ Rolled from 2020	AUDIO VISUAL INNOVATIONS	Blackmagic Design Teranex AV Standard Converter1FR #TERANEXEPAV12GQL	1,541	-	1,541
⇒ Rolled from 2020	AUDIO VISUAL INNOVATIONS	Onsite Engineer/Technician-Holiday	1,120	-	1,120
⇒ Rolled from 2020	AUDIO VISUAL INNOVATIONS	Onsite Engineer/Technician-Weekday	560	-	560
⇒ Rolled from 2020	AUDIO VISUAL INNOVATIONS	Phone Support-Weekend	150	-	150
⇒ Rolled from 2020	⇒Bakotic Pathology Associates LLC	Reverse Transcription Real-Time PCR COVID Test Swabs/Media: Synthetic flocked swab in UTM/VTM/Saline	488,521	-	488,521
⇒ Rolled from 2020	⇒Cars.com, Inc.	Emergency COVID Health Care Management Services (Managed Care Services)	3,250	-	3,250
⇒ Rolled from 2020	⇒CLASSIC TENTS & EVENTS	Tent Rental for various Board of Health Locations:	17,943	5,615	12,328
⇒ Rolled from 2020	⇒Cllnlab, Inc	HOLOGIC@ANTHER BI-DIRECTIONAL ANALYZER INTERFACE	7,200	-	7,200
⇒ Rolled from 2020	⇒CONTAINER TECHNOLOGY INC	40'L x 8'W x 9'6"H-NEW, REFRIGERATED CONTAINER (SINGLE TEMP)	26,500	-	26,500
⇒ Rolled from 2020	CONTAINER TECHNOLOGY INC	Storage Trailer Rentals	5,500	-	5,500
⇒ Rolled from 2020	CONTAINER TECHNOLOGY INC	Delivery charges	200	-	200
⇒ Rolled from 2020	⇒CORPORATE TEMPS	Hire of temporary staff; COVID 19 Relief Technical Refre	9,915	-	-
⇒ Rolled from 2020	⇒DELL MARKETING CORP	FC_DriveUpg_3670	20,002	20,002	-
⇒ Rolled from 2020	DELL MARKETING CORP	FC_DriveUpg_3671	20,000	20,000	-
⇒ Rolled from 2020	⇒DIVERSIFIED MAINTENANCE-RWS,LLC	Emergency Day Porter Support Cost - COVID-19	15,125	-	15,125
⇒ Rolled from 2020	⇒Emergency Management Services International, Inc.	Onsite, Response Services III	99,230	51,379	47,851
⇒ Rolled from 2020	⇒Execusource, LLC	Call Center Contractor- Quatesha Gipson @ 40 hours per week for 6 months at a rate of \$18.65/hr; Ept	405,409	16,483	388,926
⇒ Rolled from 2020	⇒FARBER SPECIALTY VEHICLES INC	Two(2) Mobile testing Units	310,666	-	310,666
⇒ Rolled from 2020	⇒FISHER SCIENTIFIC LLC	14.7 cuft Freezer	81,773	-	81,773
⇒ Rolled from 2020	FISHER SCIENTIFIC LLC	Vaccine Monitoring Kit; NC1261812	13,818	-	13,818
⇒ Rolled from 2020	FISHER SCIENTIFIC LLC	Transportation of Goods & Other Freight Services.	1,500	-	1,500
⇒ Rolled from 2020	⇒GEN PROBE	HOLOGIC@ANTHER (including training)	140,294	140,294	-
⇒ Rolled from 2020	⇒GOODWILL INDUSTRIES OF NORTH GA	Goodwill will deliver economic recovery workforce development services to help Fulton County residen	511,500	511,500	-
⇒ Rolled from 2020	⇒GRAINGER INDUSTRIAL SUPPLY	Portable Infrd Rdnt Eic Heater, 19"L, 240V; Fostoria; FSP-9524-3	8,747	-	8,747
⇒ Rolled from 2020	⇒HOME DEPOT	8 oz hand sanitizer	1,637	-	1,637
⇒ Rolled from 2020	HOME DEPOT	Item: Misc. Home Depot Item	1,204	-	1,204
⇒ Rolled from 2020	HOME DEPOT	(PWL2100TS) 3081652870,000 Lumen weather proof dial head LED work light wth metal tripod, Impac	879	-	879
⇒ Rolled from 2020	⇒Labrapco LLC	Item: Panasonic VIP ECO Natural Refrigerant	12,562	-	12,562
⇒ Rolled from 2020	Labrapco LLC	Item: Free Dock to Dock (Inside delivery, uncrating, set-in place and debris removal)	300	-	300
⇒ Rolled from 2020	⇒MASS Services, Inc.	Porta Potties and Handwashing Stations for various locations	575	-	575
⇒ Rolled from 2020	⇒O & M Halyard Inc.	To purchase 500 cases of N95 (46727) masks at \$472.50 per case for county PPE Supply.	1,532,375	-	1,532,375
⇒ Rolled from 2020	⇒Olde Maid Janitorial Services	Emergency Day Porter Support	11,200	-	11,200
⇒ Rolled from 2020	⇒Onespath Systems, LLC	AV support for ordering Monopads like devices	34,377	-	34,377
⇒ Rolled from 2020	⇒SOUTHEAST SCIENTIFIC REPAIR, INC.	Freezer repair for Vaccine	308	-	308

Emergency Response Reserve Purchase Orders Detail - Continued

Cost Center	Legal Name	Line Description	PO Amount	Paid	Balance
Rolled from 2020	STAPLES ADVANTAGE	Handwarmer 6 HR 40/BX	1,440	1,440	-
Rolled from 2020	STAPLES ADVANTAGE	(blank)	170	170	-
Rolled from 2020	STAPLES ADVANTAGE	368926 PEPSI 2-12PK 12OZ CANS	93	12	82
Rolled from 2020	STAPLES ADVANTAGE	24288013 G2 GRAPE 2/12PK	20	20	-
Rolled from 2020	VeriCor. LLC	20VERICOR(COVID-19)	28,147	-	28,147
Rolled from 2020	VeriCor. LLC	Cool Cube 28 at Refrigerated Temps; VT-28	8,954	-	8,954
Rolled from 2020	VeriCor. LLC	Cool Cube 08 at Refrigerated Temps; VT-08	2,557	-	2,557
Rolled from 2020	VeriCor. LLC	Transportation of Goods & Other Freight Services	2,075	-	2,075
Rolled from 2020	W W GRAINGER	101DX4 Portable Generator,Conventional 12.00 EA 3,230.48 38,765.70Mfg Brand Name: CHAMPION POWER	38,766	-	38,766
Rolled from 2020 Total			4,252,052	785,649	3,456,488
Cleaning	BELFOR USA	Ongoing sanitization of Fulton County facilities	200,000	-	200,000
Cleaning	CRM SERVICES LLC	Ongoing sanitization of Fulton County facilities	200,000	-	200,000
Cleaning	FULL CIRCLE RESTORATION & CONSTRUCTION SERVICES, IN	Ongoing sanitization of Fulton County facilities	200,000	-	200,000
Cleaning Total			600,000	-	600,000
Warehouse	OFFICE DEPOT	Item: OfficeJet Pro 9025 Wireless InkJet All-In-One Color Printer	330	-	330
Warehouse	OFFICE DEPOT	Item: 962XL High Yield Black and HP 962Cyan, Magenta, Yellow Original Ink Cartridges Pack of 4 (3JB3	208	-	208
Warehouse	OFFICE DEPOT	Item: K1500 Single-Serve Commercial Coffee Maker, Black	140	-	140
Warehouse	OFFICE DEPOT	Item: HP 962 Original Ink Cartridge, Black (3HZ96AN)	66	-	66
Warehouse	ULINE, INC.	Item: ECONOMY FOLDING TABLE - 96 X 30", WHITE	2,875	-	2,875
Warehouse	ULINE, INC.	Item: ECONOMY PLASTIC FOLDING CHAIR - WHITE	696	-	696
Warehouse	ULINE, INC.	Item: LAMINATOR - 12"	195	-	195
Warehouse	ULINE, INC.	Item: OFFICE TRASH CAN - 7 GALLON, BLACK	140	-	140
Warehouse	ULINE, INC.	Item: LOW TEMP EXTENSION CORD - 50'	120	-	120
Warehouse	ULINE, INC.	Item: CLASS 2 STANDARD SAFETY VEST - ORANGE, L/XL	120	-	120
Warehouse	ULINE, INC.	Item: LOW TEMP EXTENSION CORD - 25'	100	-	100
Warehouse	ULINE, INC.	Item: LETTER SIZE LAMINATING POUCHES - GLOSSY, 3 MIL	50	-	50
Warehouse Total			5,039	-	5,039
Grand Total			4,857,091	785,649	4,061,528





QUESTIONS