

Fulton County COVID-19 Response Update

August 17, 2022

Board of Commissioners

OVERVIEW

- Incident Response Update
- Service Updates
- ERAP Update
- Court Backlog Update/Project ORCA
- COVID 19 Reserve & ARPA Spend

INCIDENT RESPONSE REVIEW

RED

All tracked metrics are in the **red** & are now slowly trending downward.

The current reported 7-day case average is 330

16.9%

Percent Positive Rate

Case-loads (under reporting):
Analysis suggests the real daily caseload is **2310**
(7 times reported case rate)


90%

Unvaccinated account for over 90% of hospitalizations & Deaths in Fulton County

Hospitalizations continue to grow at a faster rate.
Last night FC hospitals had a one day jump with 22 additional COVID patients taking the county total to 334 COVID patients

- ❖ CDC Health System Risk is **ORANGE**
The highest risk level – 5th consecutive week
- ❖ CDC community spread level is **RED**
The highest risk level – 16th consecutive week

VACCINATION RESPONSE



Planning for fall football vax events with schools



Updated Booster Does available in September for Pfizer & Moderna. Booster will target Newer Variants

Fixed Site Vaccination Schedule

Fulton County Government Center

141 Pryor Street Atlanta, GA
(near the Pryor Street entrance)
Wed., 9:30 a.m. - 4:30 p.m.

South Fulton Service Center

(Pfizer vaccine only)

5710 Stonewall Tell Road College Park, GA 30349
Thu., 9:30 a.m. - 4:30 p.m.

4700 North Point Parkway

4700 North Point Parkway Alpharetta, GA 30022
Tues., 9:30 a.m. - 4:30 p.m.

College Park Health Center

1920 John Wesley Avenue College Park, GA 30337
Monday – Friday, 9 a.m. - 4 p.m.

Adamsville Health Center

3700 M.L.K. Jr Drive SW Atlanta, GA 30331
Monday – Friday, 9 a.m. - 4 p.m.

Neighborhood Union Health Center

186 Sunset Ave NW # 186, Atlanta, GA 30314
Monday – Friday, 9 a.m. - 4 p.m.

North Fulton Regional Health Center

3155 Royal Drive, Alpharetta, GA 30022
Monday – Friday, 9 a.m. - 4 p.m.

8/11/22 Fulton County Risk Level (New)

202.17

Cases per
100K
(previously 226.71)

15.4

COVID
Hospital
Admissions
per 100K

7.4%

% of staffed
inpatient beds
occupied by
COVID-19
patients



Recommended Response Actions for Current Risk Level

- Stay up to date on vaccinations (Get Boosted)
- Wear a face mask in all indoor public settings & crowded outdoor spaces.
- Avoid non-essential activities & crowded spaces
- Get tested if you have symptoms; exposed; traveled; interacted with non-household members.
- Stay home, especially if sick or exposed.

COVID-19 Community Levels – Use the Highest Level that Applies to Your Community

Determining COVID-19 Community Levels

New Cases ¹ (per 100,000 population in the last 7 days)	Indicator	Low	Medium	High
<200 cases	New COVID-19 admissions per 100,000 population (7- day total) ²	<10.0	10.0-19.9	≥20.0
	Percent of staffed inpatient beds in use by COVID-19 patients (7-day average) ³	<10.0%	10.0-14.9%	≥15.0%
≥200 cases	New COVID-19 admissions per 100,000 population (7- day total)	NA	<10.0	≥10.0
	Percent of staffed inpatient beds in use by COVID-19 patients (7-day average)	NA	<10.0%	≥10.0%

CDC's CURRENT Risk Matrix

(High)

Based on a 7 day average

- >200 cases per 100K
- > 10 New COVID Hospital Admissions
- < 10 Percent of staffed Beds

The COVID-19 Community Level is determined by the higher of the new admissions and inpatient beds metrics, based on the current level of new cases per 100,000 population in the past 7 days.

*The COVID-19 Community Level is based on the higher of the new admissions and inpatient beds metrics.

Incident Response Update

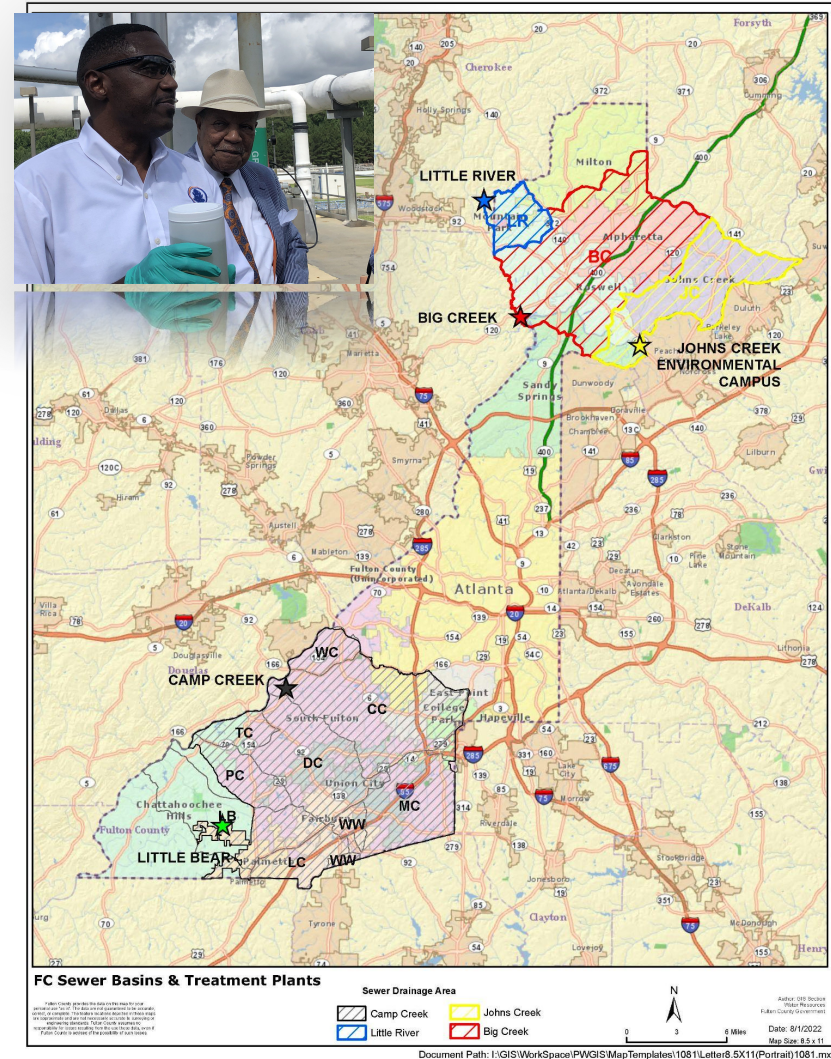


Waste-Water Surveillance

How wastewater surveillance works....

People infected with SARS-CoV-2 can shed viral RNA (genetic material from the virus) in their feces, and this RNA can be detected in community wastewater.



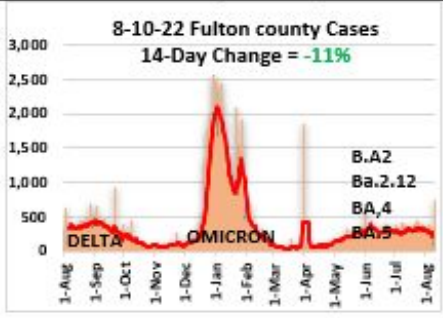






- Wastewater data is an important early warning signal and will be used alongside other data..
- Early warning systems, such as wastewater surveillance, can detect small changes as a signal for early action.
- More data over time can give better, more reliable trends.
- Fulton County, in partnership with Emory University Rollins School of Public Health, is conducting the tests at 4 of our largest wastewater treatment facilities.



Incident Response Update



8-10-2022 Daily Fulton County Comparison

	Cases					Charts
	10 August	9 August	24 hr change	1-week ago	7 Day Average	% 14 Day Change
Fulton Cases <small>75</small>	216,770 	216,453	297	214,943 	258 <small>304</small>	
GA Cases <small>750</small>	2,164,549 	2,161,626	2,556	2,146,655 	2,556 <small>2,893</small>	
US Cases <small>22,500</small>	92,213,737 	92,085,061	128,676	91,404,333 	109,417 <small>122,625</small>	

Incident Response Update



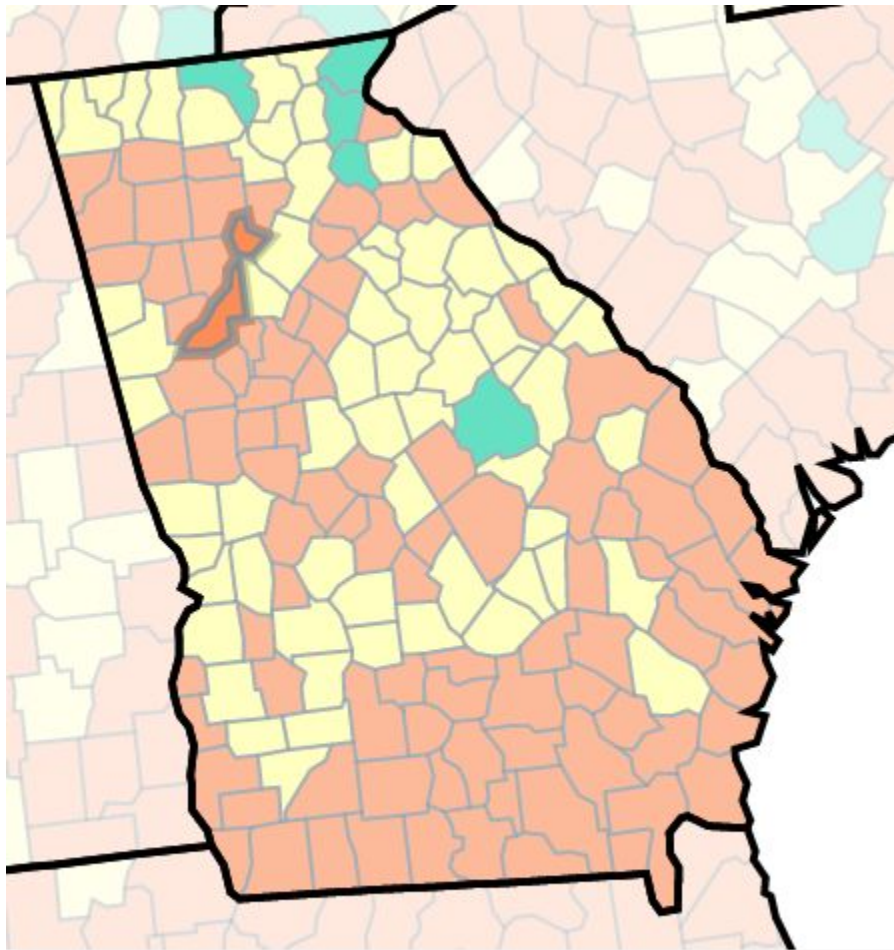
8-10-2022 Daily Fulton County Comparison

Deaths						Charts
	10 August	9 August	24 hr change	1-week ago	7 Day Average	% 14 Day Change
Fulton Deaths <small>2.5</small>	2,202	2,196	5	2,187	2.0 1.0	<p>8-10-22 Fulton County Daily Deaths 14-Day Change = 11%</p>
GA Deaths <small>26</small>	32,612	32,584	28	32,488	18 13	<p>Deaths 17 +10% 37,640</p>
US Deaths <small>750</small>	1,030,933	1,030,370	563	1,027,382	490 450	<p>Deaths 490 +13% 1,030,933</p>

Incident Response Update

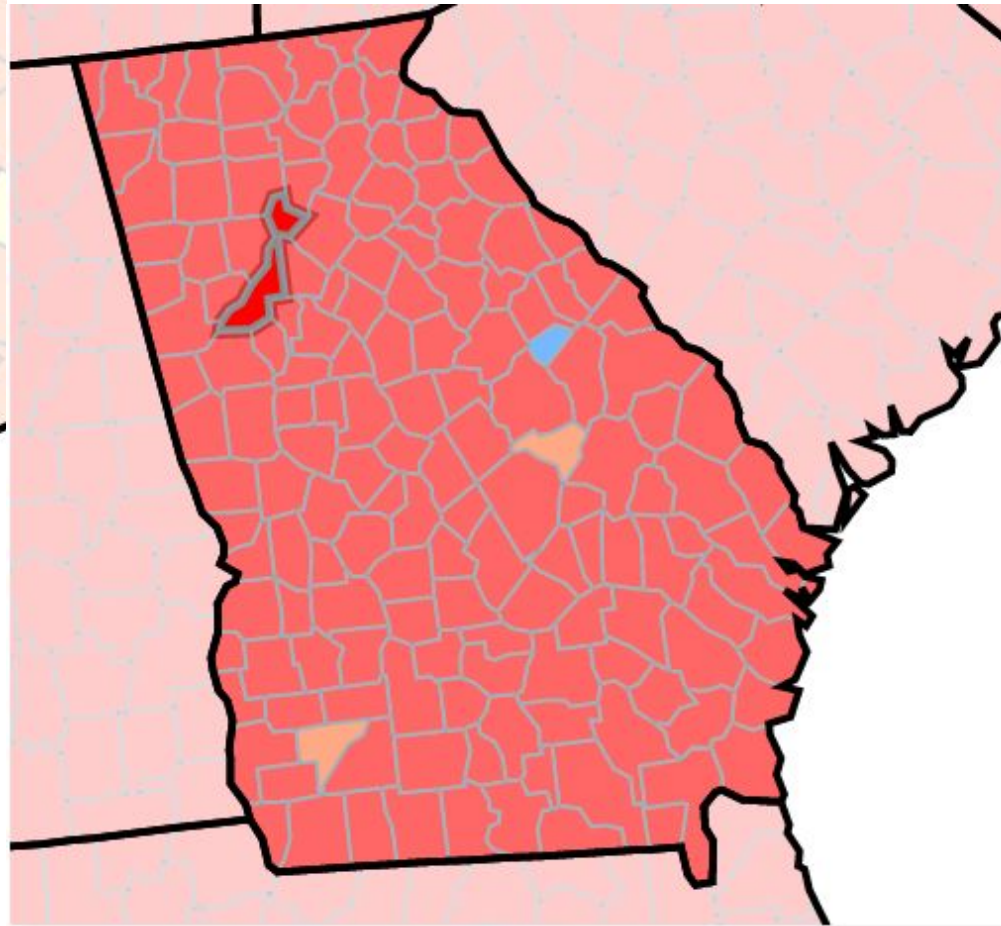


Community Health Care Risk Map
(3rd Consecutive week in **High** level)



Low Medium High No Data

Community Transmission Map
(14th consecutive week in **High** level)

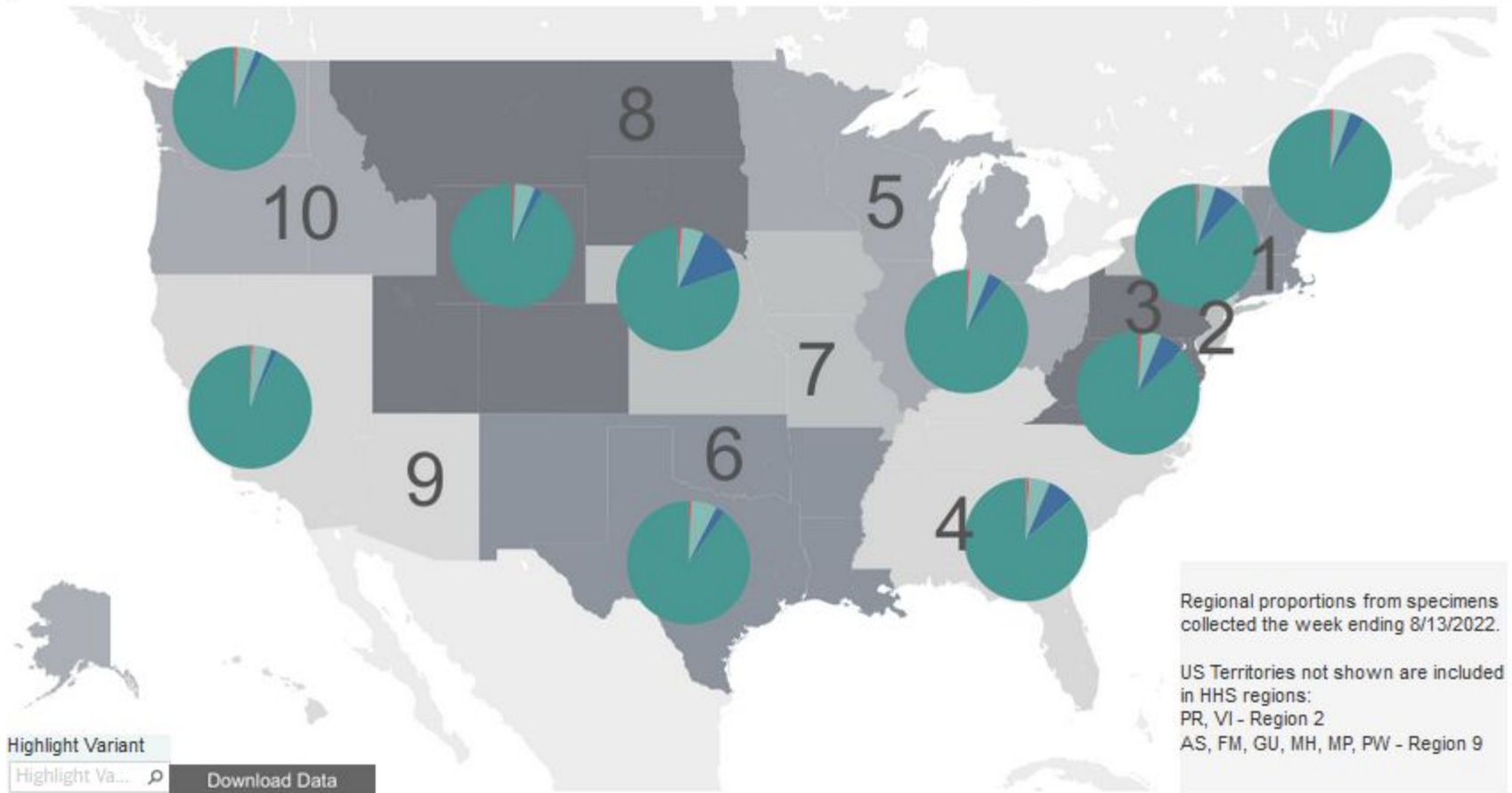


High Substantial Moderate Low

Incident Response Update



United States: 8/7/2022 – 8/13/2022 NOWCAST



Lineages called using pangolin v4.1.1, pangolin-data v1.11 and usher v0.5.4.

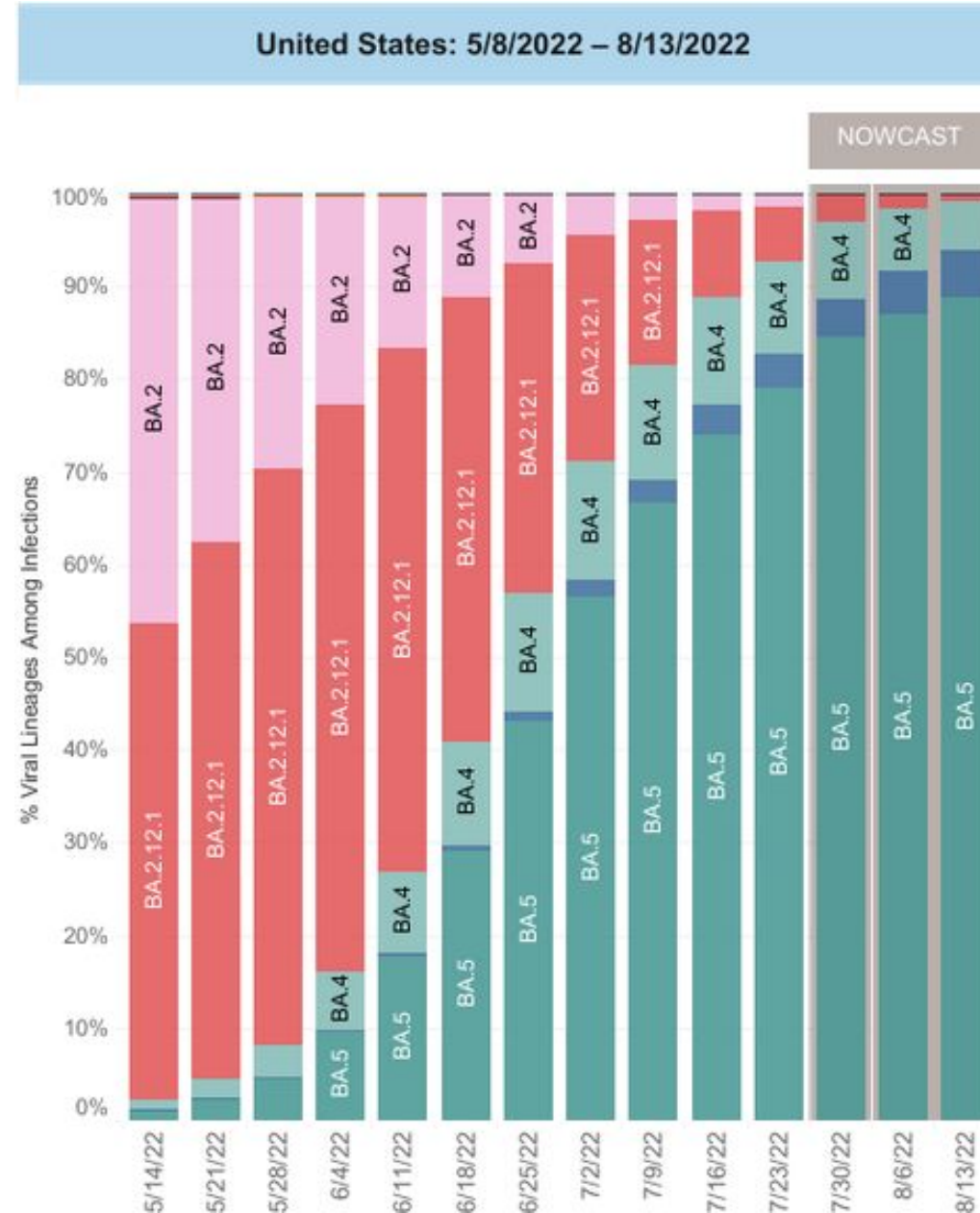
Lineage BA.1.1 and its sublineages are aggregated with B.1.1.529 at the regional level as they currently cannot be reliably called in each region.

Updated August 12, 2022

- **BA.5 (Green) is the dominant variant in the US & Georgia accounts for 86% of new cases**
- **BA.4 Variant (Light Green) now accounts for 6% of all new cases in Georgia**
- **BA.2.12 Variant (Orange) now accounts for 1% of all new cases in Georgia**
- **BA.4.6 Variant (Blue) now accounts for 7% of all new cases in Georgia**

Incident Response Update

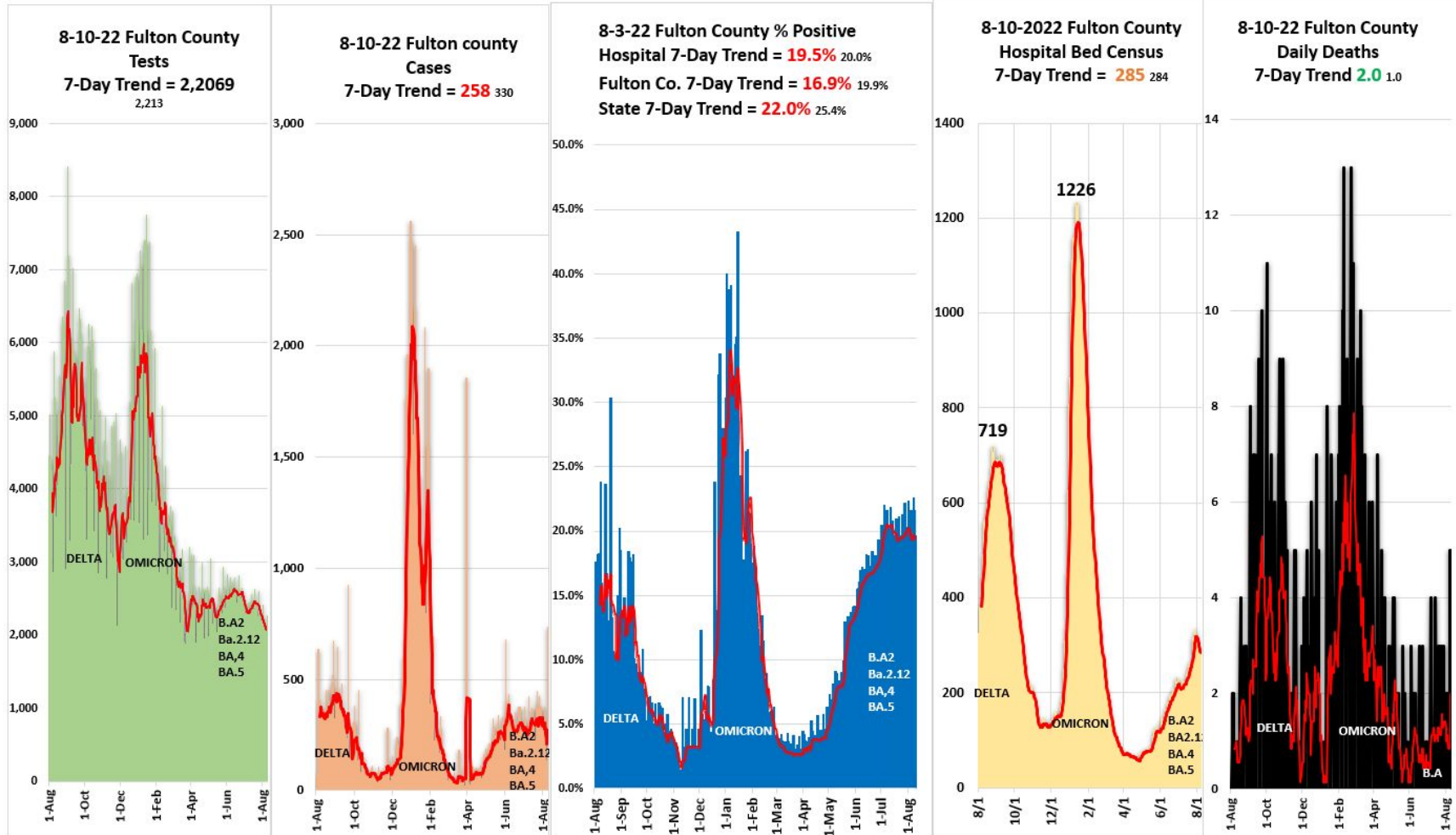
Variant Bar Graph



● Fulton County COVID-19

- 7-day average for cases is **258**, down **28%** since the last BoC mtg.
- 7-day average for % positive is **16.9**, down **11%** since last BoC mtg.
- 7-day average, hospitalizations is **311**, down **8%** since the last BoC mtg.
- 7 day average, for deaths is **2.0**, **up 40%** since the last BoC mtg.

Fulton County Dashboard totals for 8-10-2022: Tests = 2,395 / Cases = **297** / % Positive = **16.9%** / Hosp COVID19 Census = **287** / Deaths = **5**

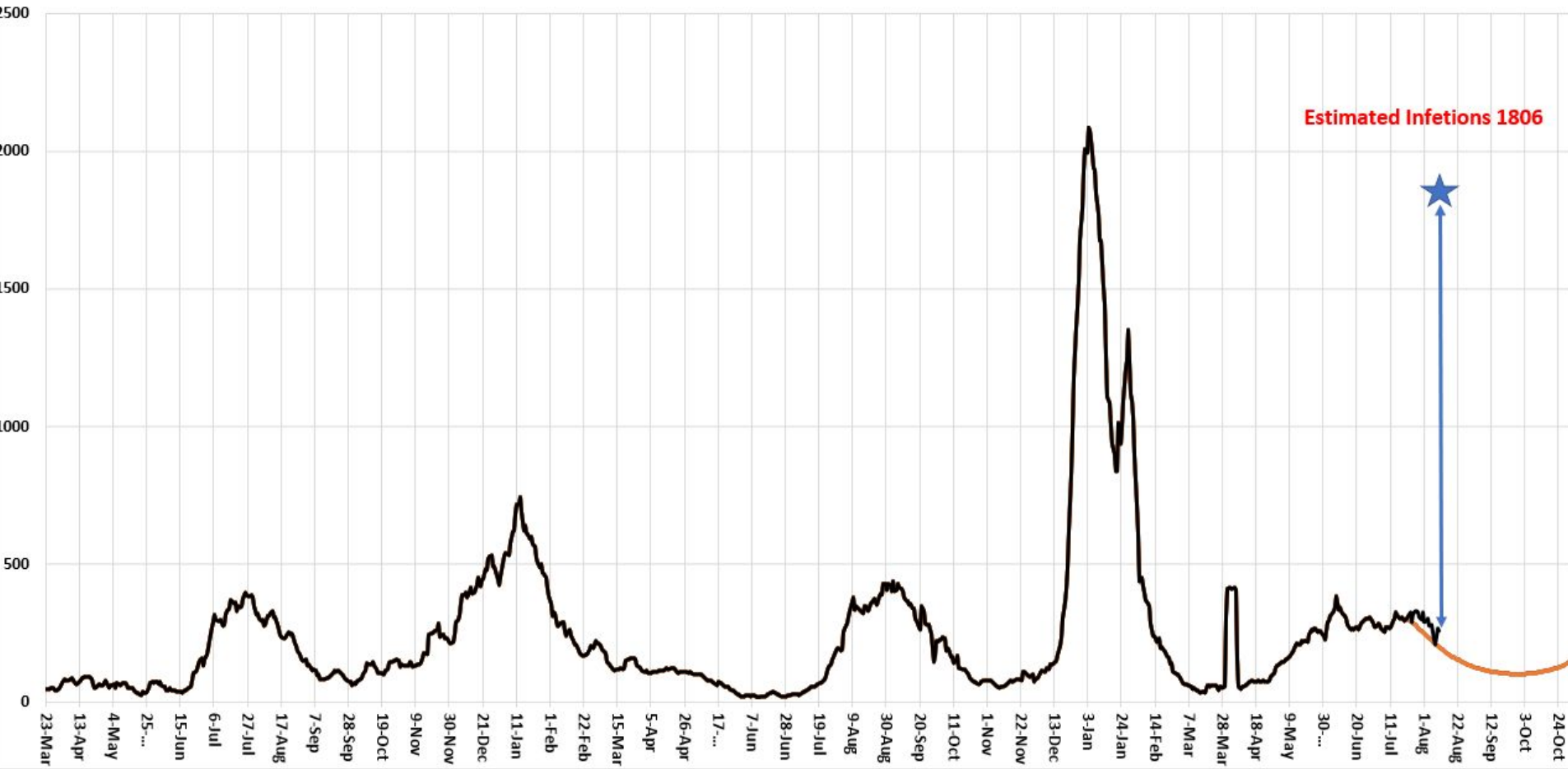


Incident Response Update



Fulton County Daily Case Rate Projection 8-10-22

— EstInfectionsBC — EstInfectionsWC — EstInfectionsMP — Actual



What You Need to Know:

- CDC recommends vaccination for people who have been exposed to monkeypox and people who are at higher risk of being exposed to monkeypox.
- If you have any symptoms of monkeypox, talk to your healthcare provider, even if you don't think you had contact with someone who has monkeypox.
- **Case Counts:**
World - 31,800 22,485
US - 11,890 5,189
Georgia - 951 351
Fulton County - 90% of states cases are in the metro area
- Vaccination in short supply, county allocation is administered by CDC.
- Fulton County will be administering the Jynneos vaccine (2 doses 4 weeks apart)
@ Neighborhood Union Health Clinic on Wednesdays & Thursdays from 9-3.





Centralized Scheduling Tool for Monkeypox Vaccine Now Available on DPH Website

ATLANTA – The Georgia Department of Public Health (DPH) has launched an online, centralized scheduling tool and helpline to locate and make appointments for monkeypox vaccine. To schedule a monkeypox vaccine visit dph.ga.gov/monkeypox and click on the [Learn More](#) tab under “Find a Vaccine and Register for an Appointment”. You may also call the Vaccine Scheduling Resource Line at (888) 457-0186

The scheduling tool allows you to choose a first or second dose of Jynneos™ monkeypox vaccine from a dropdown menu. Because monkeypox vaccine supply remains limited, you will be asked to answer a series of questions that help DPH prioritize vaccine to individuals who may have been exposed to monkeypox. The questions follow guidance from the Centers for Disease Control and Prevention for administering monkeypox vaccine.

The monkeypox scheduling tool simplifies finding vaccine and scheduling a monkeypox vaccination anywhere in the state by having all available appointments in one place instead of having to search individual health department websites. The availability of vaccines will be updated regularly to reflect the allocation of vaccine that Georgia receives from the federal government.

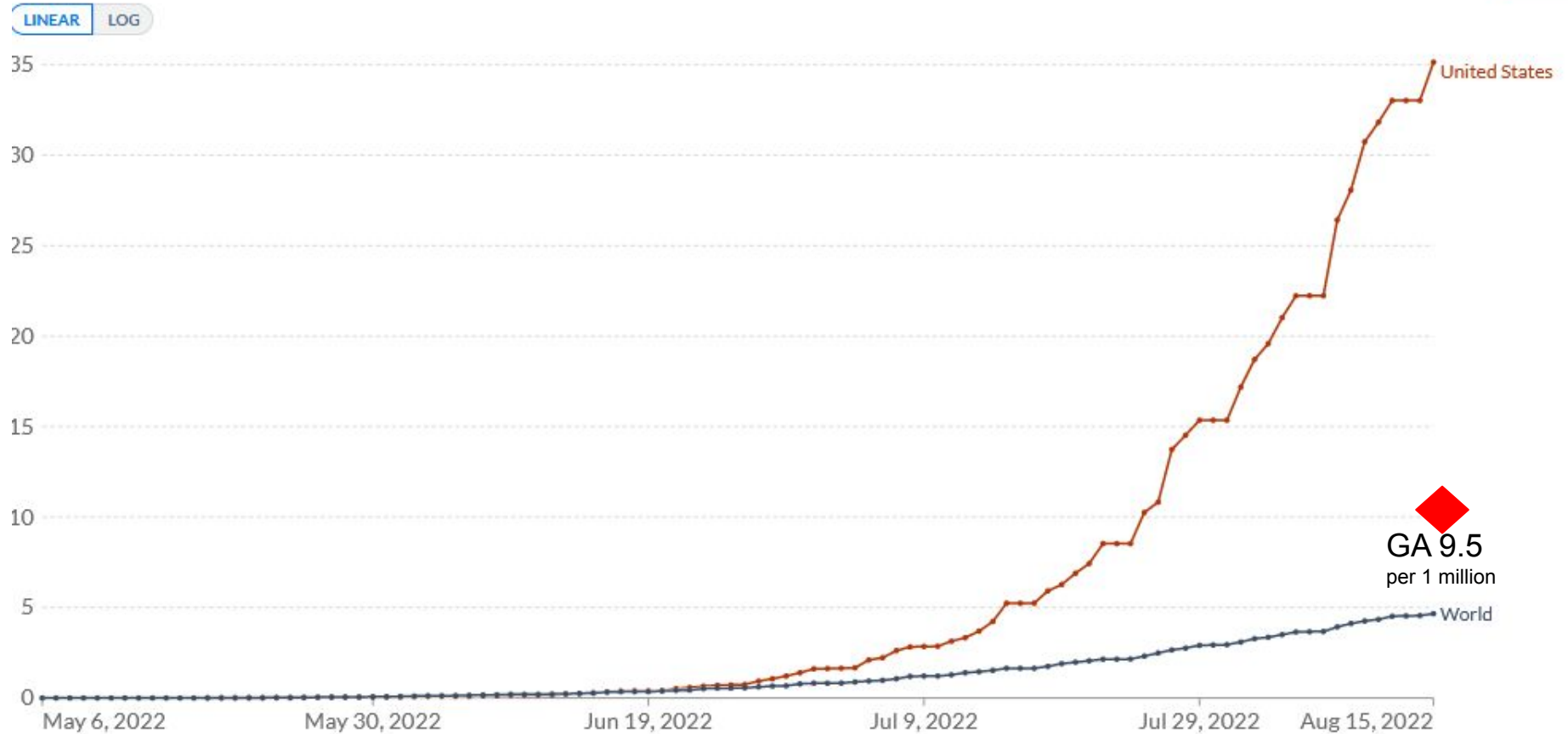
Incident Response Update

MonkeyPox



Our World
in Data

Monkeypox: Cumulative confirmed cases per million people





Questions?






Fulton County Government Service Delivery Update


Gating Criteria

CASES



Downward trajectory in the 7-day average of new positive tests within a 14-day period, and positivity rate below 5%

VAX OR TEST

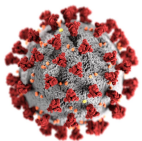


Ability to vaccinate employees to 80% goal and to test employees who choose alternative with results within 48-72 hours

EQUIPMENT



PPE and supplies for all employees interacting with public.



COVID POSITIVE EMPLOYEES

August 1, 2022 - August 14, 2022

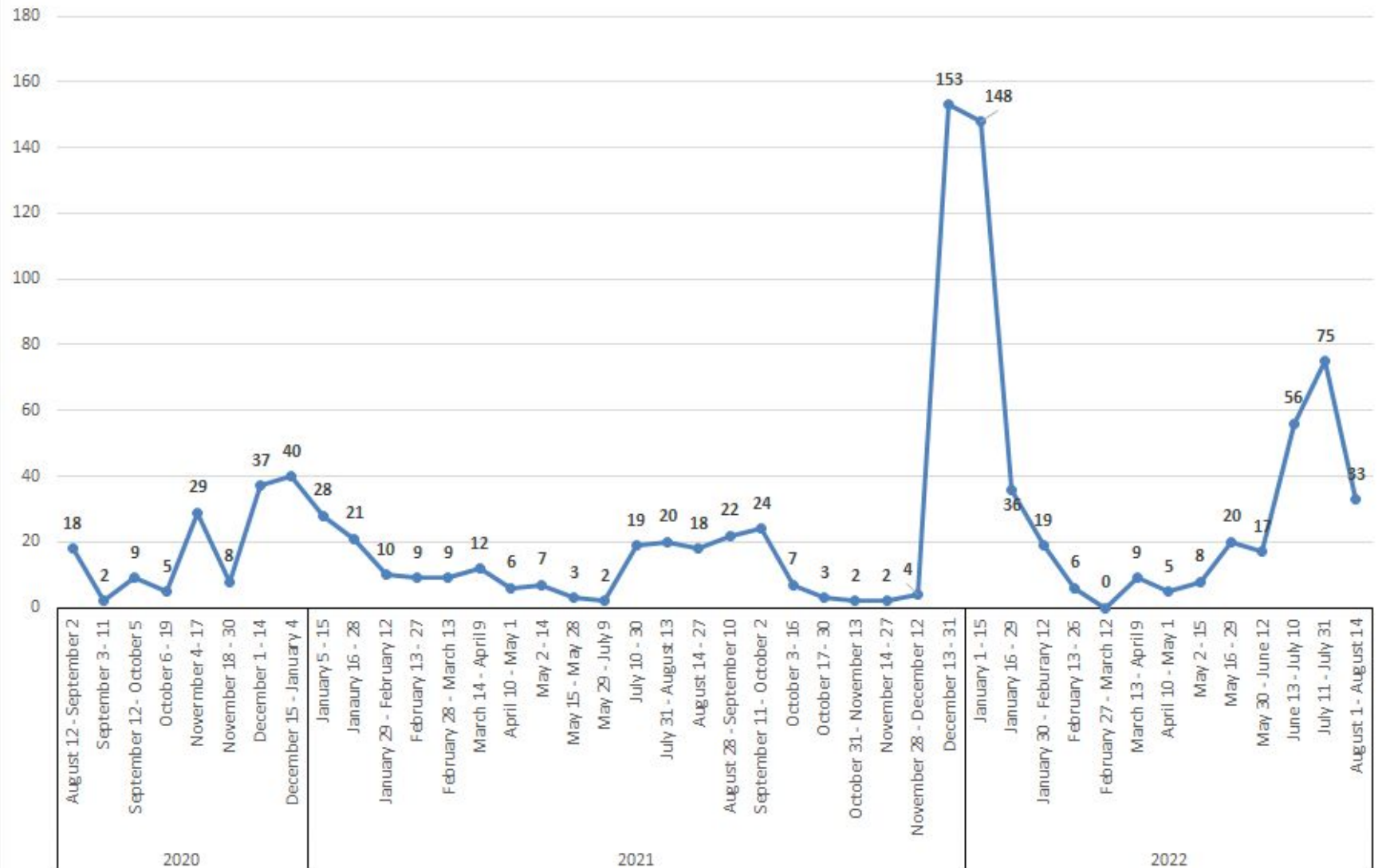
DEPARTMENT	COUNT	DEPARTMENT	COUNT
DCRC	2	DREAM	1
EXTERNAL AFFAIRS	1	SOLICITOR GENERAL	2
FINANCE	1	SUPERIOR COURT-CLERK	5
HUMAN RESOURCES	1	SUPERIOR COURT-GENERAL	1
LIBRARY	2	TAX ASSESSOR	2
MEDICAL EXAMINER	2	TAX COMMISSIONER	6
PUBLIC DEFENDER OFFICE	7	TOTAL	33

MONKEYPOX CASES

2



Fulton County Reported Employee COVID Positive Tracker as of August 15, 2022



CUMULATIVE COVID POSITIVE EMPLOYEES

DEPARTMENT	POSITIVE	DEPARTMENT	POSITIVE
ARTS/COOPERATIVE EXT	1	MAGISTRATE COURT	6
BHDD	10	MEDICAL EXAMINER	17
BOARD OF HEALTH	28	POLICE	21
BOC/ COMMISSION CLERK	9	PROBATE COURT	11
COUNTY ATTORNEY	4	PUBLIC DEFENDER OFFICE	44
COUNTY MANAGER	9	PUBLIC WORKS	81
COUNTY MARSHAL	30	PURCHASING	9
COMMUNITY DEVELOPMENT	3	REGISTRATION & ELECTIONS	12
DISTRICT ATTORNEY	17	SENIOR SERVICES	39
DCRC	3	SHERIFF	8
DREAM	54	SOLICITOR GENERAL	21
EMERGENCY MANAGEMENT	5	STATE COURT-ALL JUDGES	4
EMERGENCY SERVICES	59	STATE COURT-GENERAL	9
EXTERNAL AFFAIRS	12	SUPERIOR COURT-ALL JUDGES	4
FINANCE	32	SUPERIOR COURT-CLERK	108
HUMAN RESOURCES	5	SUPERIOR COURT-GENERAL	71
INFORMATION TECHNOLOGY	15	TAX ASSESSOR	82
JUVENILE COURT	32	TAX COMMISSIONER	97
LIBRARY	76	GRAND TOTAL	1,053

Workforce Messaging

- **Leadership:**
 - Department Directors are empowered to implement precautions to address or prevent COVID-19 outbreaks among their employees.

- **Prevention Strategies:**
 - Mask wearing is encouraged among employees, and may be required in some circumstances.
 - PPE is distributed to departments monthly.
 - Vaccines, including boosters, are strongly encouraged.

- **Monitoring:**
 - Home test kits were distributed to all departments. In addition, employees may order more test kits from the federal government.
 - Employees are still required to report COVID-19 positive status for monitoring in HR system, whether from at-home (antigen) test or PCR test.

- **Bottom Line:**

We are taking common-sense steps to protect our employees from the impact of COVID-19.





Monkeypox Isolation Quick Guide

August 8, 2022

Symptoms*	Employee Responsibilities	Management Responsibilities	Return to Work (RTW)	Reporting Time
<p>Symptoms of monkeypox infection include some or all of the following:</p> <ul style="list-style-type: none"> • A rash that can look like pimples or blisters • Fever • Headache • Muscle aches • Backache • Swollen lymph nodes • Chills • Exhaustion <p>The incubation period (which is the interval from infection to onset of symptoms) for monkeypox can last up to 21 days.</p> <p><u>Note:</u> Any employee exhibiting monkeypox symptoms should not report to work, but should contact their healthcare provider for medical advice, testing and care.</p> <p>Employees can get tested by their primary care provider, by Fulton County Board of Health (BOH), 10 Park Place South SE, 5th floor, or A Vision for Hope.</p>	<p>Step 1: Get tested if you are exhibiting symptoms.</p> <p>Step 2: Notify department of illness if positive.</p> <p>Step 3: Identify work area(s) frequented and the date(s) last worked</p> <p>Step 3: Inform close contacts that they will be contacted by the local public health agency with instructions</p> <p>Step 4: Share information with public health about your close contacts so that persons who may benefit from post-exposure vaccination may be identified and contacted as quickly as possible.</p> <p><i>Note: Employees at risk for monkeypox are encouraged to seek a vaccine from your County BOH.</i></p>	<p>After employee's monkeypox diagnosis is confirmed by healthcare provider:</p> <p>Step 1: Report to HR using Qualtrics survey link.</p> <p>Step 2: Reach out to D.R.E.A.M. to request disinfection of areas where the infected employee had been</p> <p>Step 3: Be prepared to work with BOH contact tracers if contacted.</p> <p><u>Note:</u> Any information received from employees with regard to monkeypox exposure, symptoms, and medical examinations should be treated as a confidential medical record. It is not appropriate to discuss the individual employee's exposure, symptoms or results of medical examinations with the employee's co-workers, or even managers who do not have a business need to know.</p>	<p>Employee should isolate until the rash has fully resolved, the scabs have fallen off, and a fresh layer of intact skin has formed. This can take up to 2-4 weeks in most cases.</p> <p>Employee must provide certification from his/her HCP that it is safe for employee to return to work.</p> <p><u>Note:</u> An employee may not return to work until all signs and symptoms of the monkeypox illness have fully resolved. If an employ has any respiratory symptoms including sore throat, nasal congestion or cough, the employee MUST remain in isolation.</p>	<p>Employee will be required to utilize accrued leave (e.g., sick, comp. time, vacation or holiday earned) to isolate until all leave balances are exhausted.</p> <p>Once all leave balances have been exhausted, to avoid an employee going LWOP, a department head will grant administrative leave to permit employee to isolate.</p> <p><u>Note:</u> To the extent an employee has the ability to telecommute and feels well enough to work from home, that option should be explored prior to placing the employee on administrative leave.</p>

If you have questions about monkeypox exposure or symptoms, please contact the Fulton County Board of Health at 404-613-1205 or the Georgia Department of Public Health at 1-866-PUB-HLTH (1-866-782-4584) via email at contactpublichealth@dph.ga.gov.



Fulton County Government

Emergency Rental Assistance Updates

Emergency Rental Assistance

REALLOCATION ASSISTANCE	ADDITIONAL FUNDING REQUESTS	SAFE EVICTION MITIGATION
<i>Households served</i> 4,175	<i>Households served</i> 1,701	<i>Households served</i> 798
\$33.5M	\$14.2M	\$8.9M

TRANSITION MILESTONES

DATE

- ✓ Closed ERAP Application portal August 15
- ✓ Integrated DCA Outreach August 16





QUESTIONS



Court Backlog/Project ORCA Update

FULTON COUNTY GOVERNMENT

Project ORCA

COVID -19 CASE REDUCTION

AUGUST 17, 2022

AGENDA

- 01** PROJECT OVERVIEW
- 02** CASE DISPOSITION PROGRESS
- 03** HIRING PROGRESS
- 04** ISSUES & RISKS

PROJECT OVERVIEW

Since the beginning of COVID-19, the Fulton County Court System has amassed a significant and unprecedented level of cases. Project ORCA will address this challenge by utilizing a combination of capacity expansion and productivity enhancement initiatives to expedite the case adjudication process.

CASE ACCUMULATION DEFINED

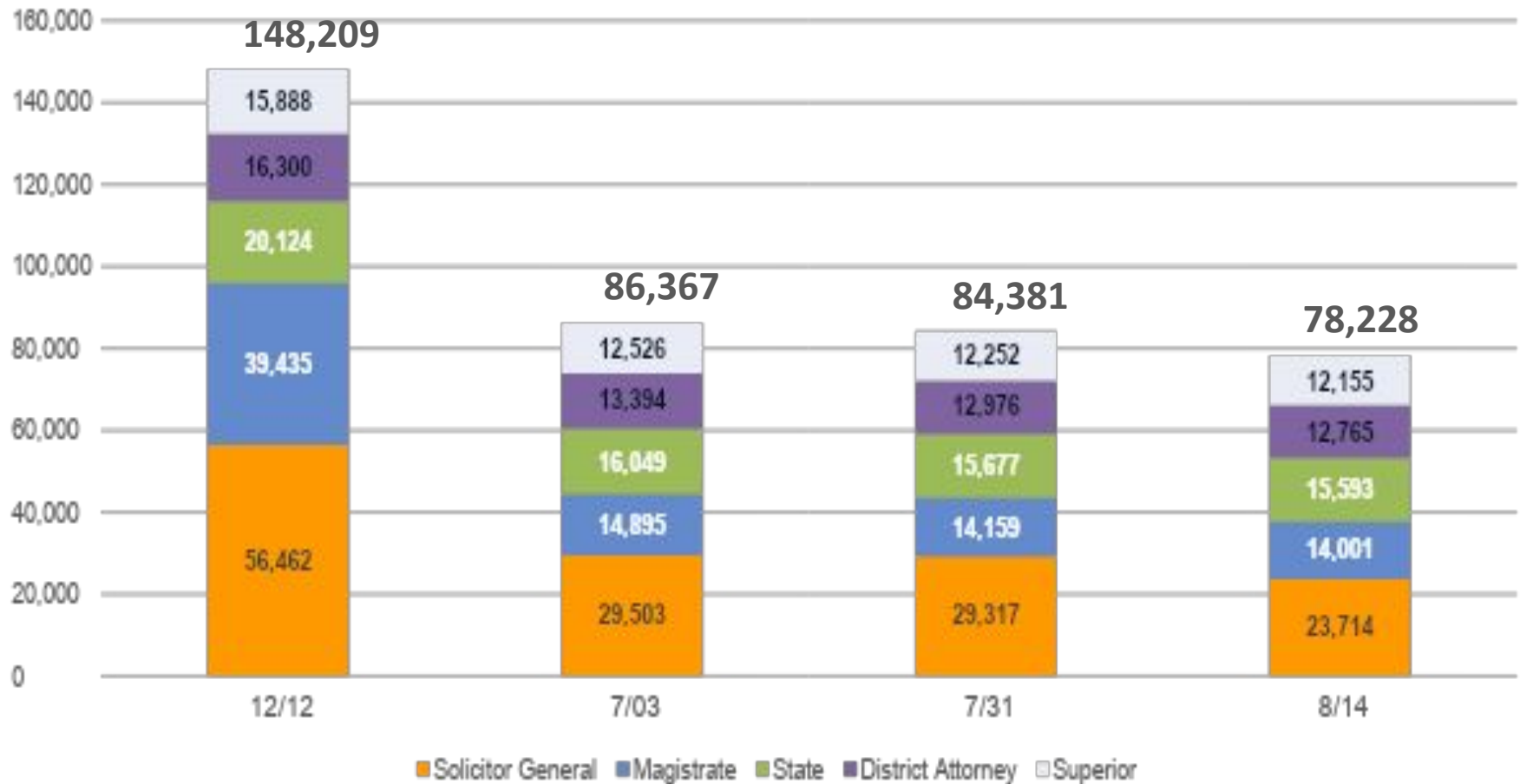
All cases (hearings, filings, applications) that were initiated before and during the pandemic (including those currently awaiting formal charging or filing) that have been impacted due to current limitations at various stages of the case administration process.

The COVID-19 Case Resolution Project began on **December 6, 2021** with **149,200** open and active cases.

As of **August 14, 2022**, there are **78,228** pending open and active cases.

CASE DISPOSITION PROGRESS

DISPOSITION STATUS BY OFFICE



CASE DISPOSITION SUMMARY

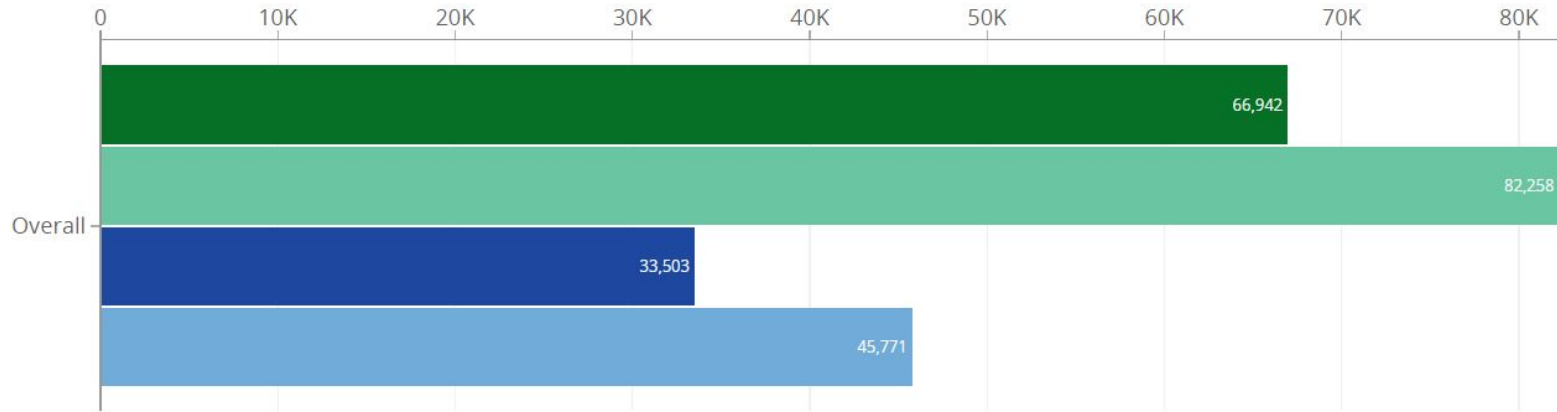
PROJECT ORCA CASE DISPOSITION



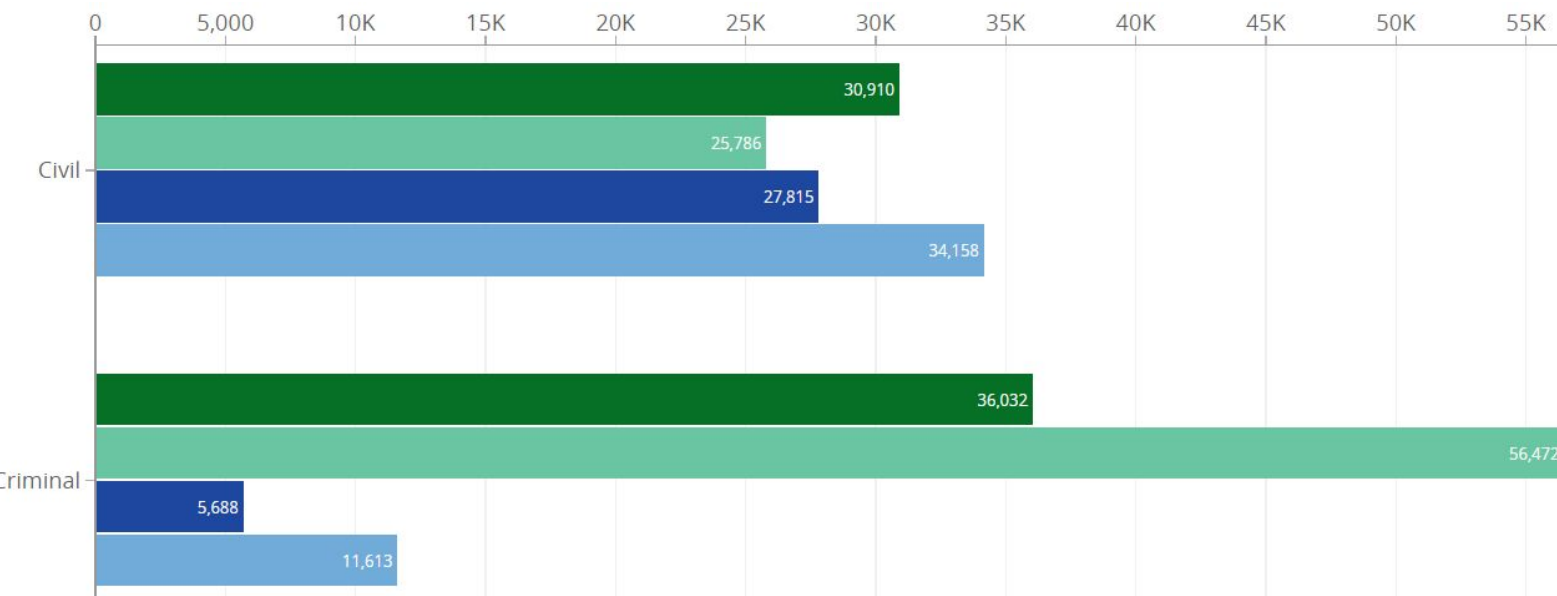
Office	JUL 31 through AUG 13, 2022 (Last 2 full weeks)			Project To Date		
	Target	Actual	Variance	Target	Actual	Variance
Superior	306	186	(120)	5,500	5,899	399
District Attorney	313	230	(84)	5,642	3,645	(1,997)
State	386	231	(155)	6,944	6,975	31
Solicitor General	1,065	3,745	2,680	19,175	33,181	14,006
Magistrate	756	302	(454)	13,602	25,654	12,052
Overall	2,869	4,551	1,682	51,646	71,410	19,764

ORCA & POST-ORCA CASE SUMMARY

CUMULATIVE CLOSED CASES AND CASES PENDING AT MONTH'S END AS OF 8/1/2022



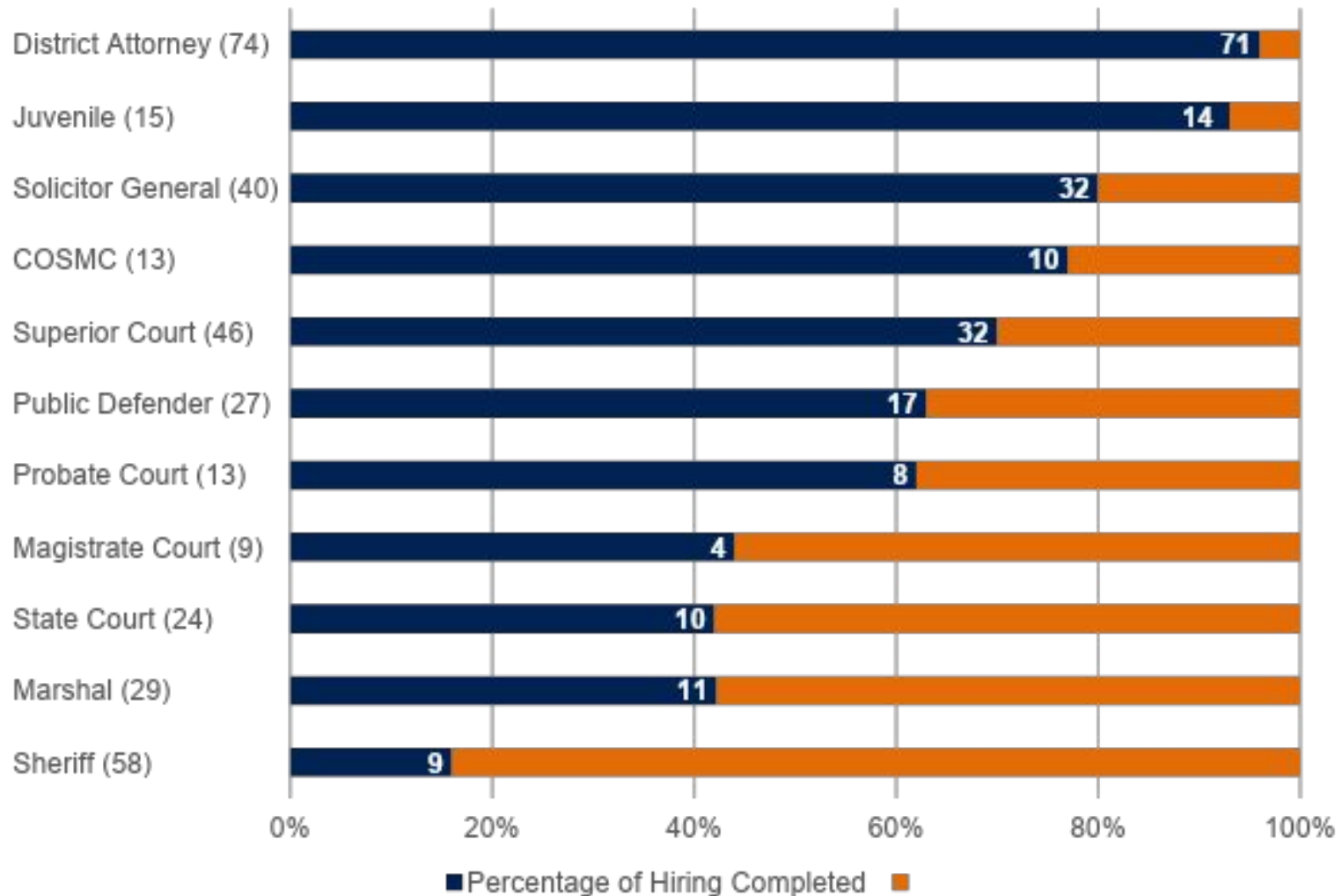
- ORCA Cumulative Closed
- ORCA Pending at Month's End
- Post-ORCA Cumulative Closed
- Post-ORCA Pending at Month's End



- ORCA Cumulative Closed
- ORCA Pending at Month's End
- Post-ORCA Cumulative Closed
- Post-ORCA Pending at Month's End

HIRING PROGRESS

HIRING PROGRESS BY DEPARTMENT AS OF 8/14/2022



PROCESS ENHANCEMENTS

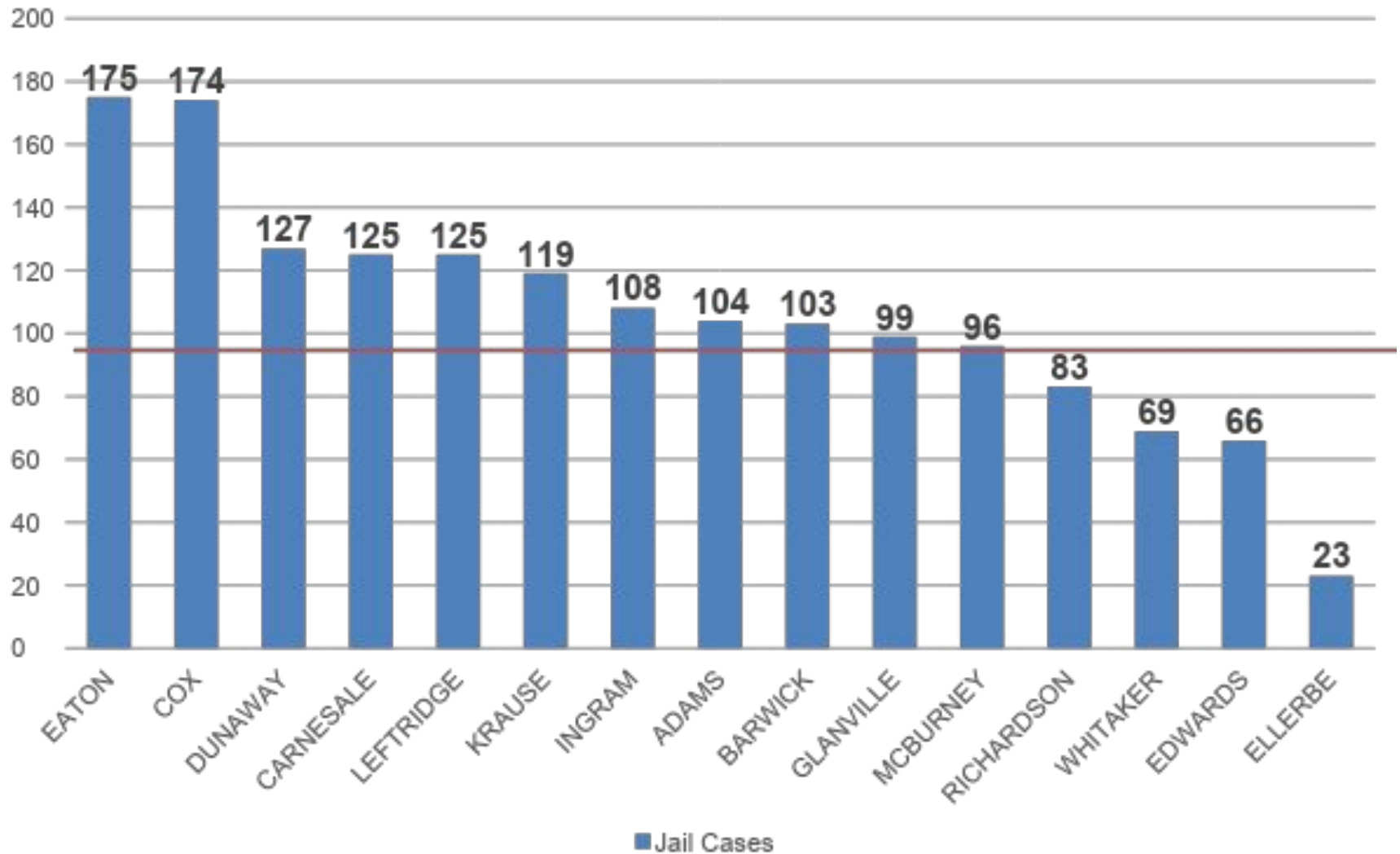


Deliberate data review and continuous improvement in key areas help to maintain case resolution velocity.

- ✓ Case Triage
- ✓ Courtroom Management System
- ✓ Additional ZOOM Rooms
- ✓ Evening Hearings
- ✓ General Diversion Night Court

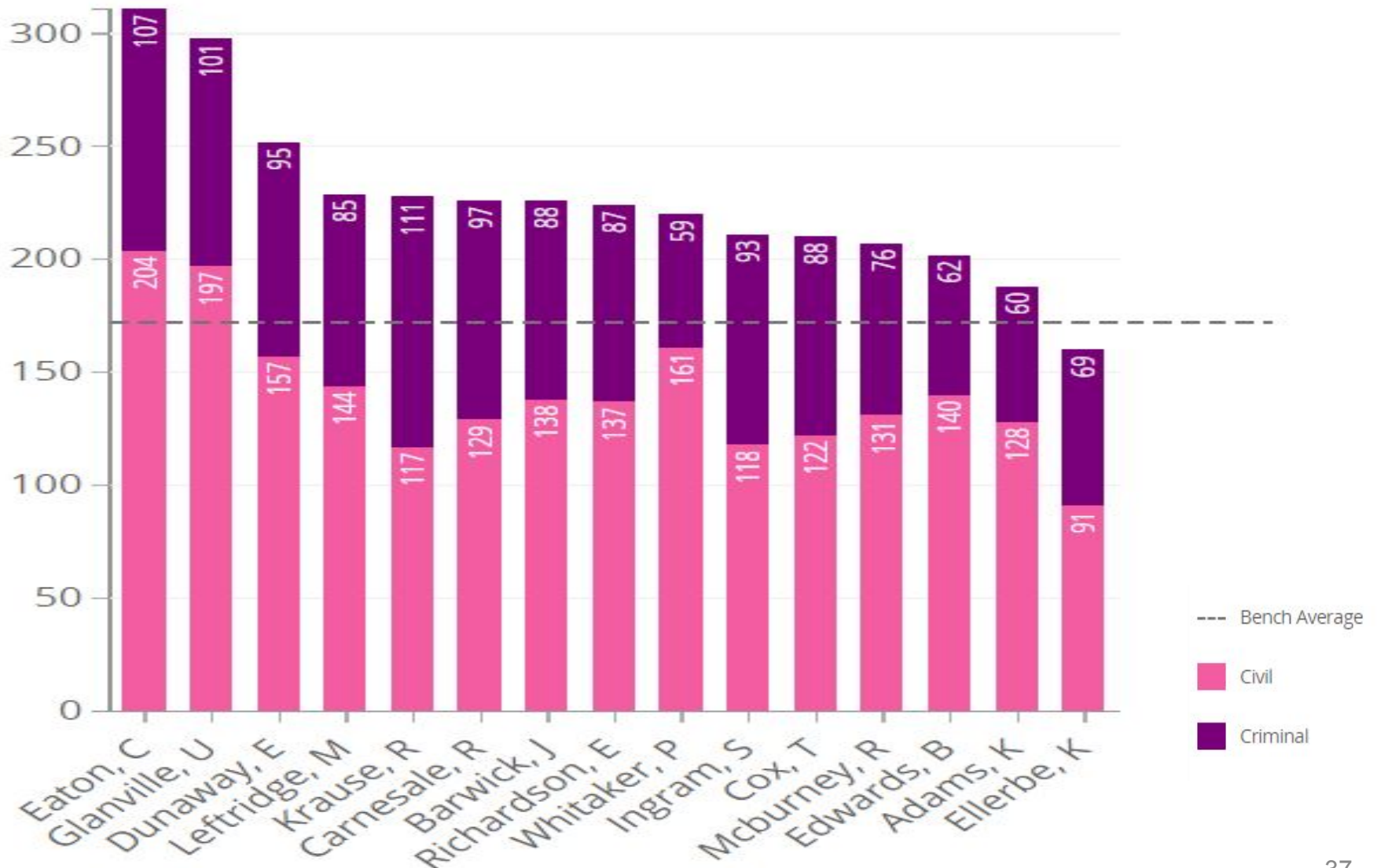
DETAINEES BY JUDGE

AS OF 8/1/2022



PROJECT ORCA:

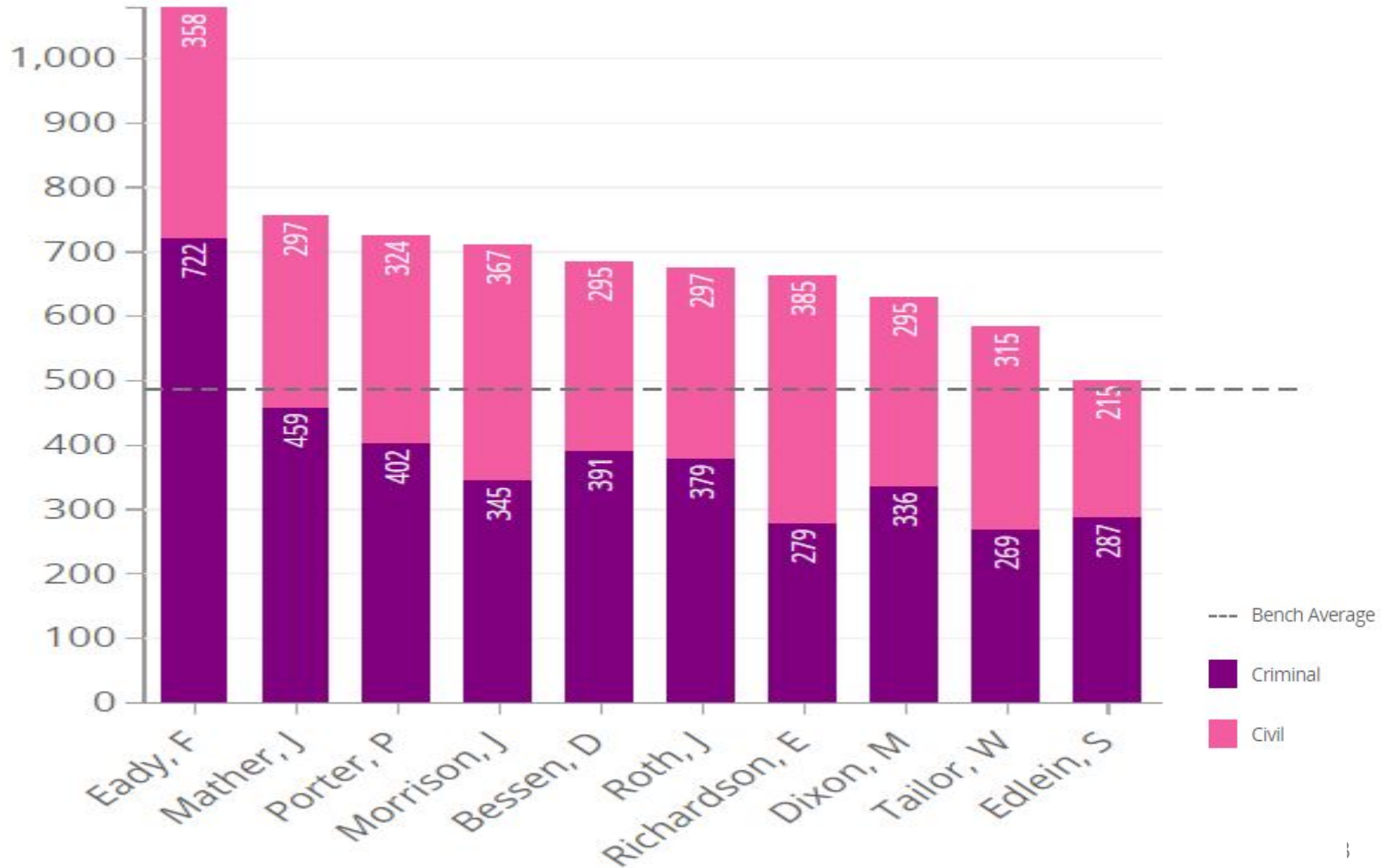
SUPERIOR COURT DISPOSED CASES AS OF 8/14/2022



PROJECT ORCA:

STATE COURT DISPOSED CASES

AS OF 8/14/2022



ISSUES & RISKS



- ✓ Increase in violent crime
- ✓ Increase in jail population
- ✓ Impact of increased violent charges
- ✓ Sheriff and Marshal recruitment
- ✓ Uptick in COVID cases



QUESTIONS



Emergency Response Reserve & American Rescue Plan Act Funds Update

COVID-19: Recovery Funds Plan

Economic Recovery and
Operational Resiliency Plan

August 15, 2022



Consolidated Covid Response Plan

In Millions \$	8.15.2022	8.15.2022	8.15.2022	Change in Budget	Change in Expenses
	Budget	Commitments	Expenses		
EERF - General Fund	\$ 10.5	\$ 10.5	\$ 10.5	\$ -	\$ -
Communications	1.7	1.7	1.6	-	-
Child Care / Healthcare / Other	0.5	0.5	0.5	-	-
Payment to Employees	6.6	6.6	6.6	-	-
2020 Obligation	1.7	1.7	1.9	-	-
American Rescue Act	227.5	105.3	83.9	-	1.1
Health Infrastructure	15.6	-	-	-	-
Pandemic Proof County Facilities	28.0	1.9	0.9	-	-
Day Porters / Cleaning	1.9	1.9	1.5	-	0.0
Child Care	0.7	0.4	0.3	-	-
Other Emergencies	1.4	0.9	0.6	-	0.1
Premium Pay for Employees	3.4	3.4	3.4	-	-
PPE- County Employees	2.4	2.4	1.6	-	-
Court Backlog Project	75.0	21.2	19.8	-	1.0
Information Tech - Virtual Support	8.0	1.1	1.1	-	-
Safety Net Services - CSP	8.1	6.8	6.8	-	-
Diversion Center	1.7	1.7	-	-	-
Summer Youth	0.5	0.5	0.5	-	0.0
Employees Covid Healthcare	4.0	4.0	3.3	-	-
General Administration	1.0	1.0	0.2	-	0.0
Long Term Revolving Loan Program	3.9	3.9	3.9	-	-
Food Insecurity	4.3	3.3	2.2	-	-
Job Training	1.6	1.6	0.4	-	-
ERAP 2 & High Need	29.0	29.0	29.0	-	-
ERAP Additional Operational Costs	8.6	8.3	7.6	-	-
Vaccination and Testing - Shared Cost of FEMA Reimbursable Items 3Q22+	0.1	0.1	-	-	-
Grady Hospital	11.0	11.0	-	-	-
Testing Vaccination	16.2	0.7	0.6	-	0.0
Vaccine Incentive Program	1.2	0.4	0.4	-	-
Consolidated Appropriations Act	18.0	18.0	17.8	-	0.0
ERAP 1	18.0	18.0	17.8	-	0.0
ERAP Reallocation	50.0	38.5	35.6	-	2.4
ERAP 4	25.0	25.0	24.5	-	0.5
ERAP 5	25.0	13.5	11.0	-	2.0
FEMA Related Expenses	28.5	28.5	26.9	(0.0)	0.1
Total	\$ 334.5	\$ 200.8	\$ 174.8	(0.0)	3.7
Reserve	\$ 20.7				

Cash Flow Projections – COVID 19 Response

Cash Flow Projection COVID-19 Response

In Millions \$

Uses of Funds		2021	2022	2023	2024	Total
A	EERF - General Fund	10.5	-	-	-	10.5
B	American Rescue Act	51.8	111.8	61.4	2.6	227.5
C	Consolidated Appropriations Act	17.4	0.6	-	-	18.0
D	ERAP Reallocation	-	50.0	-	-	50.0
E	FEMA Related Expenses	21.2	7.3	-	-	28.5
Projected Annual Uses		\$ 100.9	\$ 169.7	\$ 61.4	\$ 2.6	\$ 334.5
Sources of Funds		2021	2022	2023	2024	Total
A	EERF	10.5	16.4			26.9
B	American Rescue Act	128.4	103.4			231.8
C	Consolidated Appropriation Act	18.0				18.0
D	ERAP Reallocation	-	50.0			50.0
E	FEMA Reimbursement at 100% until 2Q 22/90% 3Q 22+	5.9	6.1	6.3	10.2	28.5
Projected Annual Sources		\$ 162.8	\$ 175.9	\$ 6.3	\$ 10.2	\$ 355.2
Cash Balance EOY - 100% FEMA Reimbursement		61.9	68.1	13.0	20.7	20.7



QUESTIONS