

# Fulton County COVID-19 Response Update

September 21, 2022

Board of Commissioners

#22-0676

# OVERVIEW

- Incident Response Update
- Service Updates
- ERAP Update
- Court Backlog Update/Project ORCA
- COVID 19 Reserve & ARPA Spend

# INCIDENT RESPONSE REVIEW

**Cases now in  
Green**

**All tracked metrics are  
now slowly trending  
downward.**



The current reported 7-day case  
average is 105  
Analysis suggests the real daily  
caseload is 672

**8.0%**

**Percent Positive Rate**



Positivity is dropping at a fast  
rate

**88%**


**Unvaccinated still  
account for 88% of  
hospitalizations &  
Deaths in Fulton  
County**



Hospitalizations continue to  
drop  
Last night FC hospitals still  
have 21 COVID patients on  
ventilators.

- ❖ **CDC Health System Risk is Green**  
The highest risk level – 1st week
- ❖ **CDC community spread level is RED**  
The highest risk level – 20th consecutive week

# VACCINATION RESPONSE



## **Bivalent COVID-19 boosters NOW available at all BOH sites!!!**

*Eligibility - 12 y/o and over & 2  
months since your last booster*



Fulton County is offering \$100  
incentives for 1st or 2nd doses until  
October 31st !!!

### **Fixed Site Vaccination Schedule**

#### **Fulton County Government Center**

141 Pryor Street Atlanta, GA  
(near the Pryor Street entrance)  
Wed., 9:30 a.m. - 4:30 p.m.

#### **South Fulton Service Center**

(Pfizer vaccine only)

5710 Stonewall Tell Road College Park, GA 30349  
Tue., 9:30 a.m. - 4:30 p.m.

#### **4700 North Point Parkway**

4700 North Point Parkway Alpharetta, GA 30022  
Tues., 9:30 a.m. - 4:30 p.m.

#### **College Park Health Center**

1920 John Wesley Avenue College Park, GA 30337  
Monday – Friday, 9 a.m. - 4 p.m.

#### **Adamsville Health Center**

3700 M.L.K. Jr Drive SW Atlanta, GA 30331  
Monday – Tuesday, 9 a.m. - 4 p.m.

#### **Neighborhood Union Health Center**

186 Sunset Ave NW # 186, Atlanta, GA 30314  
Monday – Tuesday, 9 a.m. - 4 p.m.

#### **North Fulton Regional Health Center**

3155 Royal Drive, Alpharetta, GA 30022  
Monday – Friday, 9 a.m. - 4 p.m.

# BOOST UP FULTON!

Fulton County residents are urged to protect their health by receiving the new bivalent booster vaccine, which protects against newer variants of the COVID-19 vaccine.

## OUTREACH PLANNING UNDERWAY:

- Senior Booster Clinics
- Developmental Disability Booster Clinics
- Community Event in late October
- School Events
- Advertising & Promotion



# 9/15/22 Fulton County Risk Level

**84.87**  
**Cases per**  
**100K**  
(previously 103.85)

**9.8**  
**COVID**  
**Hospital**  
**Admissions**  
**per 100K**

**5.2%**  
**% of staffed**  
**inpatient beds**  
**occupied by**  
**COVID-19**  
**patients**



## Recommended Response Actions for Current Risk Level

- Stay up to date on vaccinations (Get Boosted)
- Wear a face mask in all indoor public settings & crowded outdoor spaces.
- Avoid non-essential activities & crowded spaces
- Get tested if you have symptoms; exposed; traveled; interacted with non-household members.
- Stay home, especially if sick or exposed.

COVID-19 Community Levels – Use the Highest Level that Applies to Your Community  
Determining COVID-19 Community Levels

New Cases <sup>1</sup> (per 100,000 population in the last 7 days)	Indicator	Low	Medium	High
<200 cases	New COVID-19 admissions per 100,000 population (7- day total) <sup>2</sup>	<10.0	10.0-19.9	≥20.0
	Percent of staffed inpatient beds in use by COVID-19 patients (7-day average) <sup>3</sup>	<10.0%	10.0-14.9%	≥15.0%
≥200 cases	New COVID-19 admissions per 100,000 population (7- day total)	NA	<10.0	≥10.0
	Percent of staffed inpatient beds in use by COVID-19 patients (7-day average)	NA	<10.0%	≥10.0%

### CDC's CURRENT Risk Matrix

- (Low)**  
Based on a 7 day average
- >200 cases per 100K
  - > 10 New COVID Hospital Admissions
  - < 10 Percent of staffed Beds

The COVID-19 Community Level is determined by the higher of the new admissions and inpatient beds metrics, based on the current level of new cases per 100,000 population in the past 7 days.

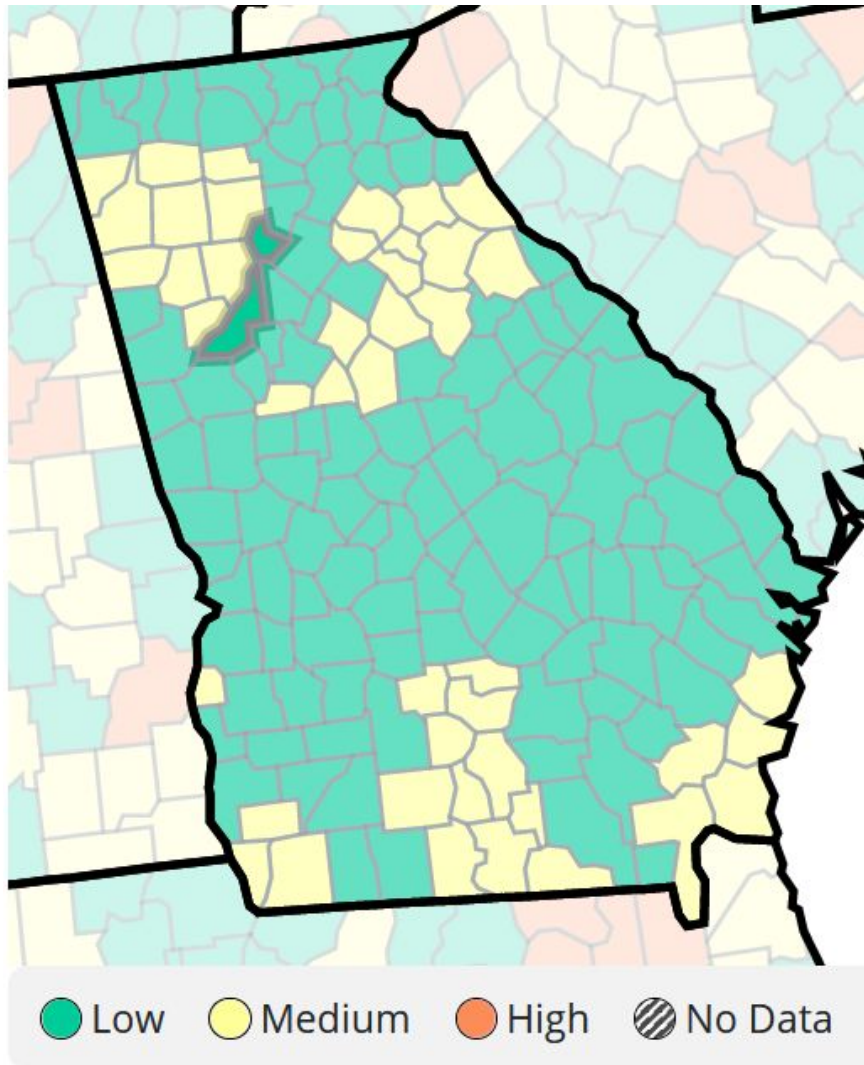
\*The COVID-19 Community Level is based on the higher of the new admissions and inpatient beds metrics.



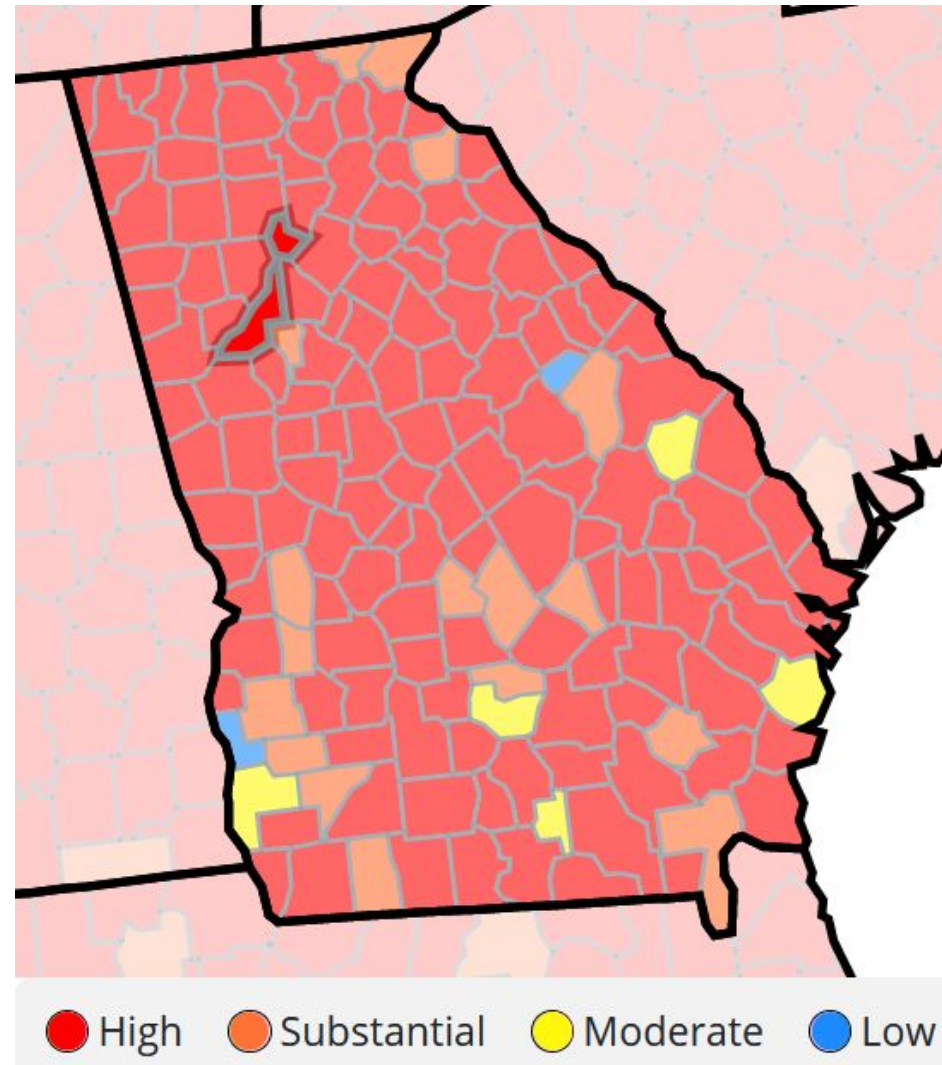
# Incident Response Update



**Community Health Care Risk Map**  
(3rd Consecutive week in **Low** level)



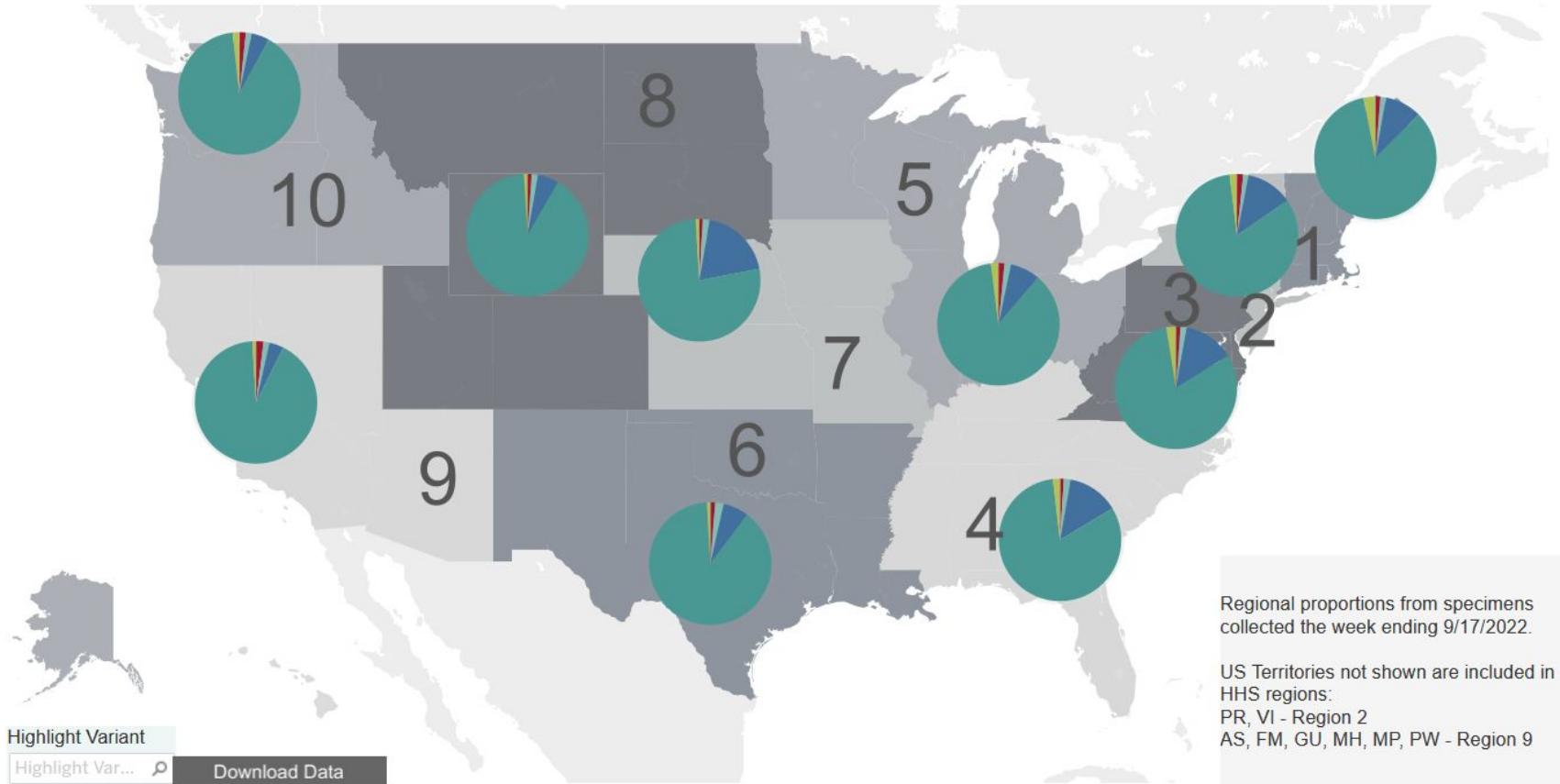
**Community Transmission Map**  
(20th consecutive week in **High** level)



# Incident Response Update



United States: 9/11/2022 – 9/17/2022 NOWCAST



Lineages called using pangolin v4.1.2, pangolin-data v1.14 and usher v0.5.4.

Updated September 16, 2022



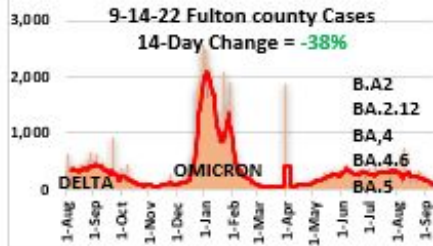






- **BA.5 (Green) is the dominant variant in the US & Georgia accounts for 82% of new cases**
- **BA.4.6 Variant (Blue) now accounts for 13% of all new cases in Georgia**
- **BA.4 Variant (Light Green) now accounts for 2% of all new cases in Georgia**
- **BA.7 Variant (Olive) now accounts for 2% of all new cases in Georgia**
- **BA.2.75 Variant (Red) now accounts for 1% of all new cases in Georgia**




# Incident Response Update



## 9-14-2022 Daily Fulton County Comparison

Cases						Charts
	14 September	13 September	24 hr change	1-week ago	7 Day Average	% 14 Day Change
<b>Fulton Cases</b> <small>75</small>	<b>222,862</b> 	<b>222,699</b>	<b>163</b>	<b>222,125</b> 	<b>105</b> <small>135</small>	 <p>9-14-22 Fulton county Cases 14-Day Change = -38%</p> <p>DELTA OMICRON</p> <p>1-Aug 1-Sep 1-Oct 1-Nov 1-Dec 1-Jan 1-Feb 1-Mar 1-Apr 1-May 1-Jun 1-Jul 1-Aug 1-Sep</p> <p>B.A.2 B.A.2.12 B.A.4 B.A.4.6 B.A.5</p>
<b>GA Cases</b> <small>750</small>	<b>2,229,087</b> 	<b>2,227,874</b>	<b>1,213</b>	<b>2,222,490</b> 	<b>942</b> <small>1,236</small>	 <p>Cases</p> <p>1,319 -74% 2,809,555</p>
<b>US Cases</b> <small>22,500</small>	<b>95,282,080</b> 	<b>95,217,438</b>	<b>61,642</b>	<b>94,696,371</b> 	<b>62,832</b> <small>75,359</small>	 <p>Cases</p> <p>62,832 -30% 95,282,080</p>

# Incident Response Update



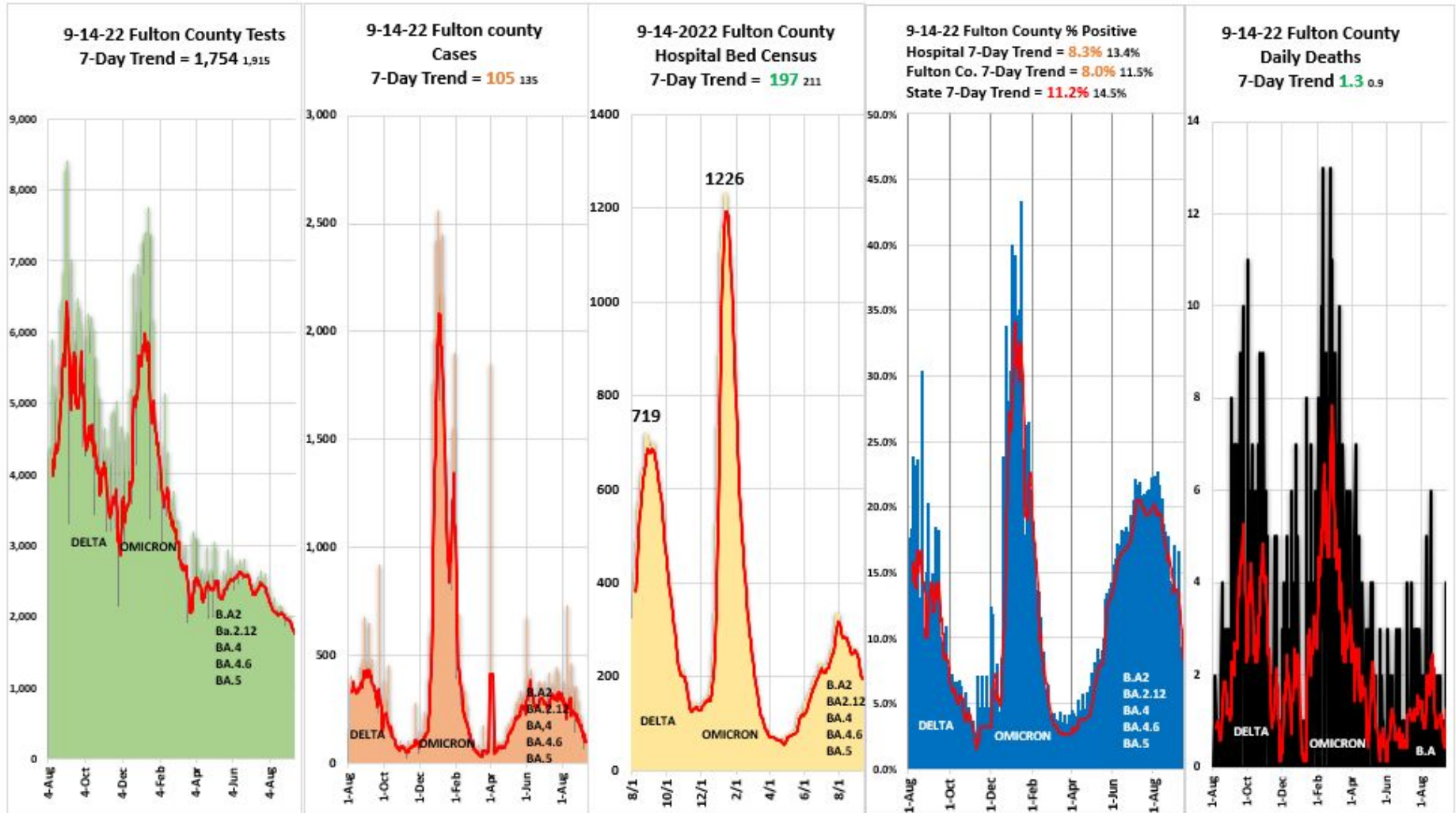
## 9-14-2022 Daily Fulton County Comparison

Deaths						Charts
	14 September	13 September	24 hr change	1-week ago	7 Day Average	% 14 Day Change
<b>Fulton Deaths</b> <small>2.5</small>	2,244	2,240	4	2,235	1.3 0.9	<b>9-14-22 Fulton County Daily Deaths</b> 14-Day Cchange = -6% 
<b>GA Deaths</b> <small>26</small>	33,223	33,197	28	33,088	20 13	 Deaths 21 +9% 38,468
<b>US Deaths</b> <small>750</small>	1,048,238	1,047,716	522	1,044,083	470 420	 Deaths 470 -6% 1,048,238

# ● Fulton County COVID-19

- 7-day average for cases is **105**, down **39%** since the last BoC mtg.
- 7-day average for % positive is **8.0**, down **42%** since last BoC mtg.
- 7-day average, hospitalizations is **197**, down **35%** since the last BoC mtg.
- 7 day average, for deaths is **1.3** up **36%** since the last BoC mtg.

Fulton County Dashboard totals for 9-14-2022: Tests = 1,804 / Cases = **163** / % Positive = **8.0%** / Hosp COVID19 Census = **182** / Deaths = **4**

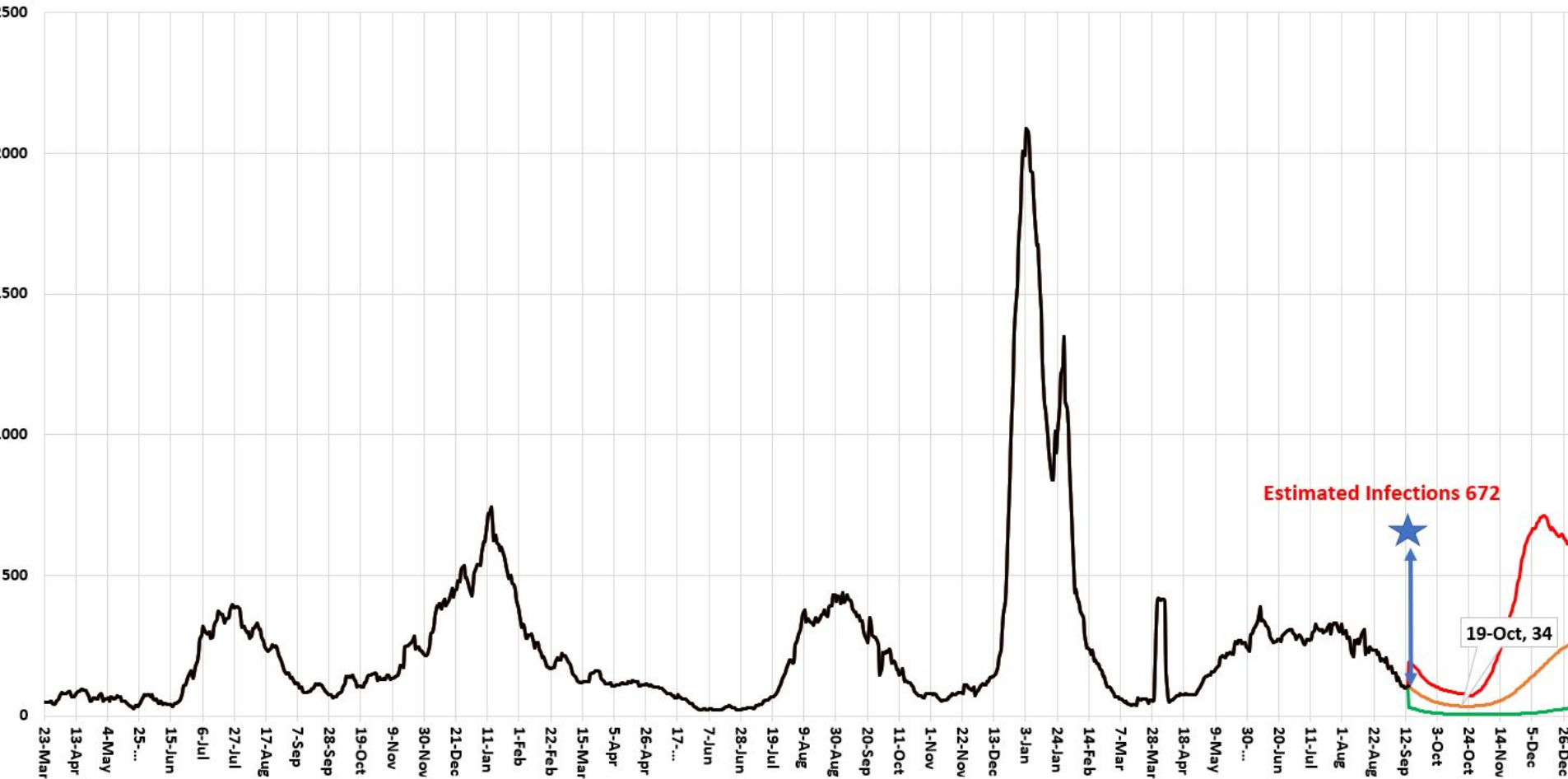


# Incident Response Update



## Fulton County Daily Case Rate Projection 9-14-22

— EstInfectionsBC    — EstInfectionsWC    — EstInfectionsMP    — Actual





- **Case Counts:**

**World** - 62,251 (56,392)

**US** - 23,340 (21,149)


**Georgia** - 1,658 (1,522)

**Fulton County** - 726 (697)

- Fulton accounts for 45% of the State of Georgia's total case count
- Fulton County vaccines administered to date: Over 9k (over 50% of the State's vaccinations)
- Fulton County will be administering the Jynneos vaccine (2 doses 4 weeks apart) at the Neighborhood Union Health Clinic on Wednesdays through Friday from 9-3.



# Incident Response Update



Monkeypox: Daily confirmed cases  
7-day rolling average

Our World  
in Data

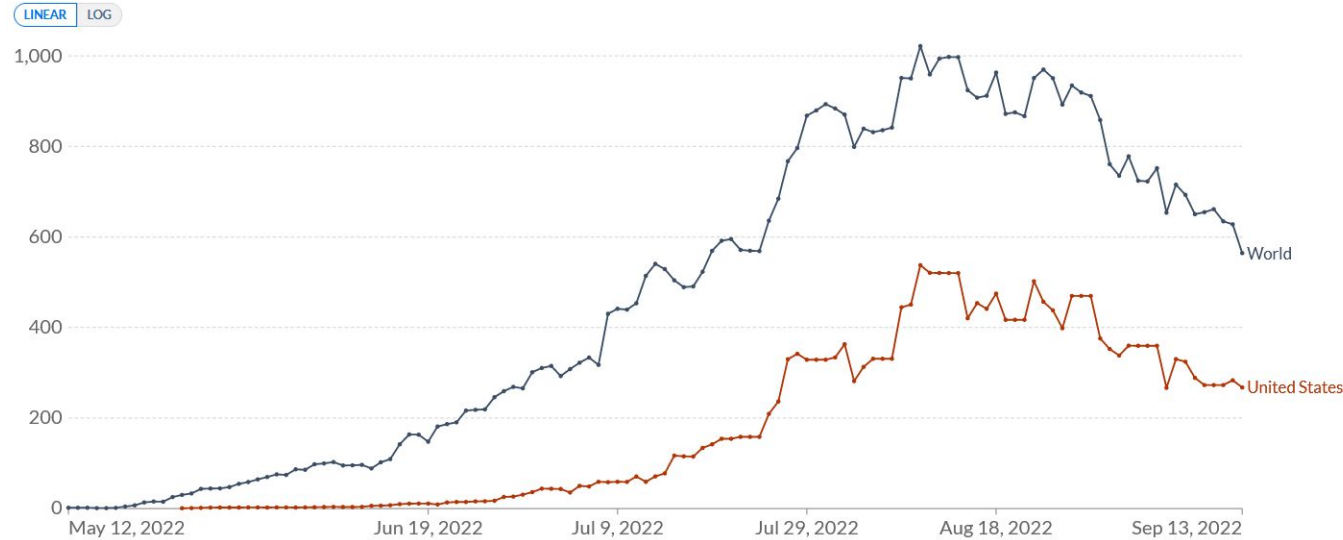
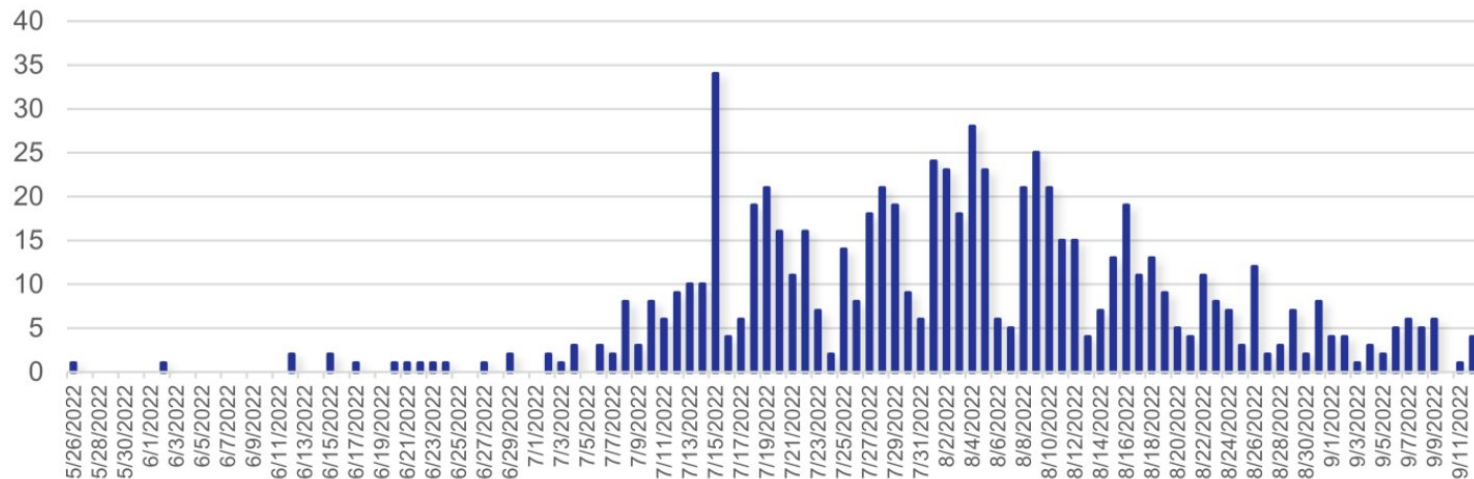


Fig. 1. Probable and Confirmed Cases of Monkeypox in Fulton County, GA

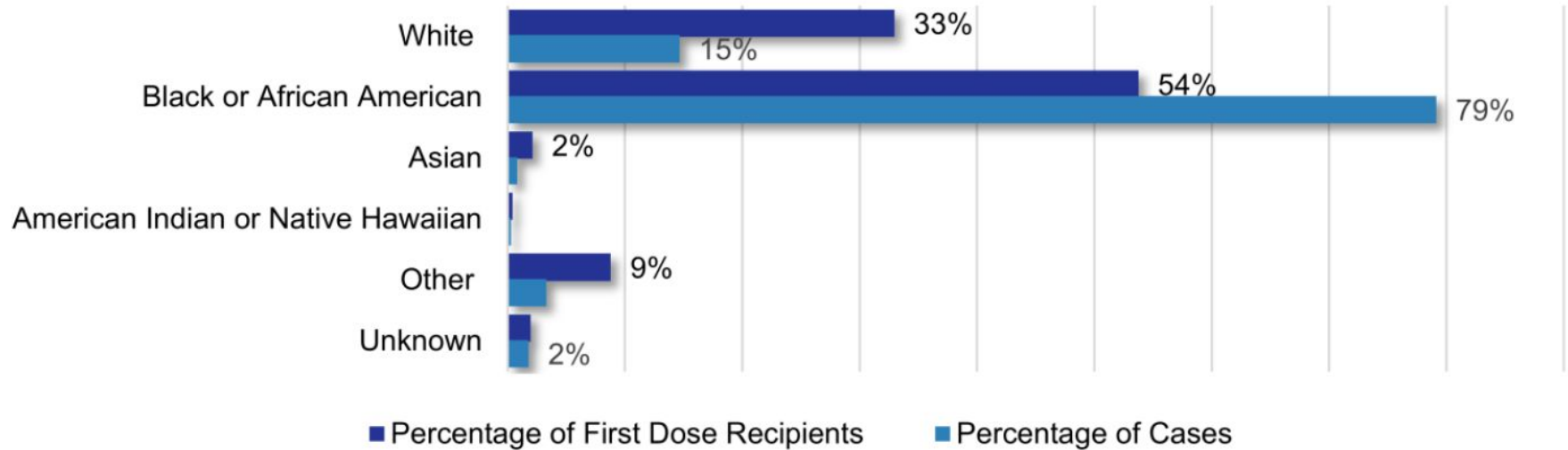


# Incident Response Update

## MonkeyPox



Fig. 6. Distribution of Race in Monkeypox Cases and First Dose Recipients in Fulton County





# Questions?








# **Fulton County Government Service Delivery Update**


# Gating Criteria

## CASES



Downward trajectory in the 7-day average of new positive tests within a 14-day period, and positivity rate below 5%

## VAX OR TEST

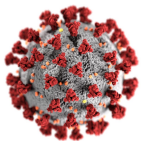


Ability to vaccinate employees to 80% goal and to test employees who choose alternative with results within 48-72 hours

## EQUIPMENT



PPE and supplies for all employees interacting with public.



# COVID POSITIVE EMPLOYEE CASES

September 5, 2022 - September 18, 2022

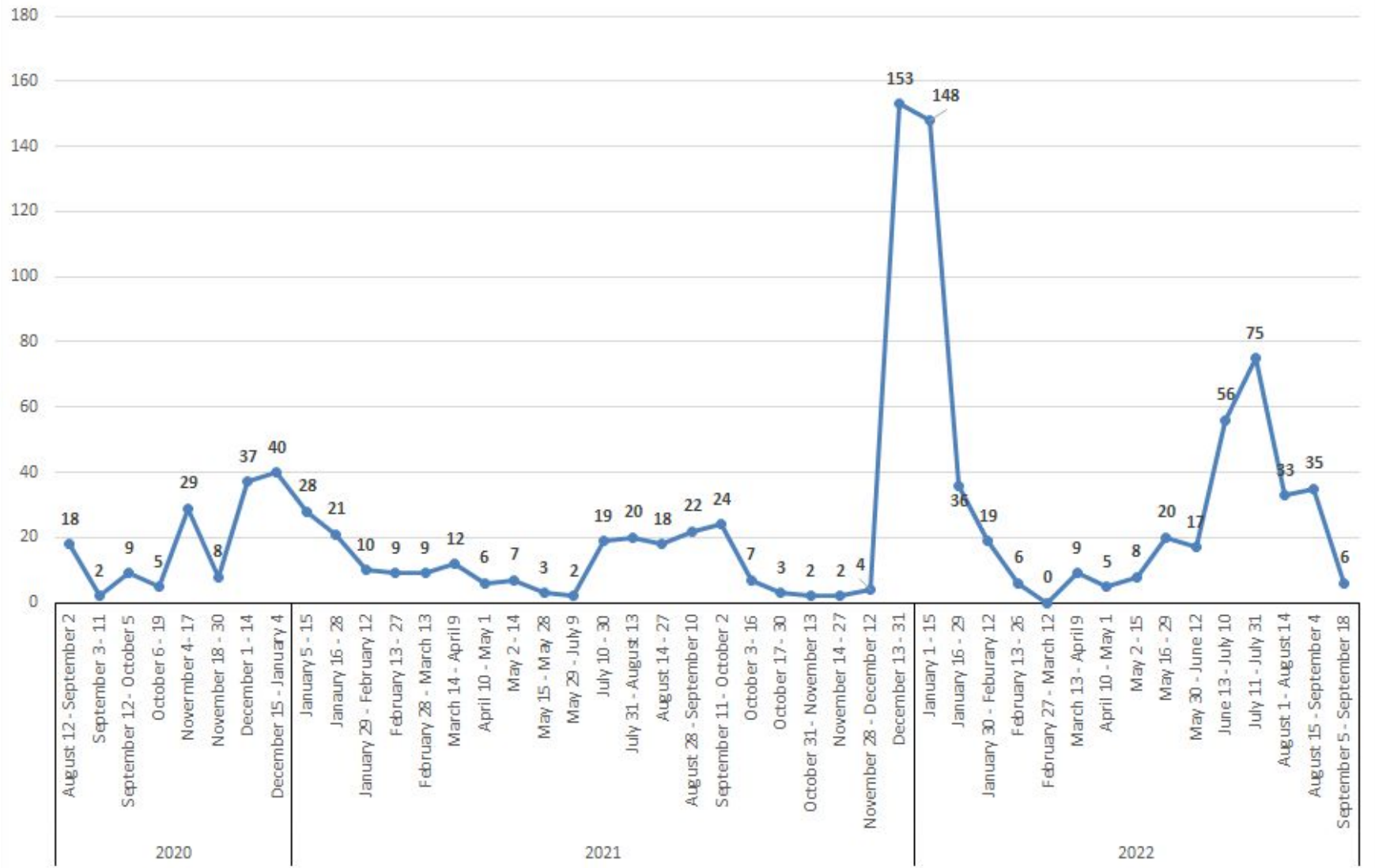
DEPARTMENT	COUNT
COUNTY MANAGER	1
HUMAN RESOURCES	1
LIBRARY	1
SUPERIOR COURT - CLERK	1
TAX COMMISSIONER	1
D.R.E.A.M.	1
<b>TOTAL</b>	<b>6</b>

**MONKEYPOX CASES**

**0**



# Fulton County Reported Employee COVID Positive Case Tracker as of September 18, 2022





# CUMULATIVE COVID POSITIVE EMPLOYEE CASES

DEPARTMENT	POSITIVE	DEPARTMENT	POSITIVE
ARTS/COOPERATIVE EXT	1	MAGISTRATE COURT	6
BHDD	10	MEDICAL EXAMINER	18
BOARD OF HEALTH	28	POLICE	25
BOC/ COMMISSION CLERK	10	PROBATE COURT	12
COUNTY ATTORNEY	4	PUBLIC DEFENDER OFFICE	45
COUNTY MANAGER	11	PUBLIC WORKS	81
COUNTY MARSHAL	30	PURCHASING	9
COMMUNITY DEVELOPMENT	3	REGISTRATION & ELECTIONS	12
DISTRICT ATTORNEY	17	SENIOR SERVICES	39
DCRC	3	SHERIFF	8
DREAM	10	SOLICITOR GENERAL	21
EMERGENCY MANAGEMENT	5	STATE COURT-ALL JUDGES	4
EMERGENCY SERVICES	59	STATE COURT-GENERAL	9
EXTERNAL AFFAIRS	14	SUPERIOR COURT-ALL JUDGES	4
FINANCE	34	SUPERIOR COURT-CLERK	112
HUMAN RESOURCES	6	SUPERIOR COURT-GENERAL	71
INFORMATION TECHNOLOGY	16	TAX ASSESSOR	85
JUVENILE COURT	32	TAX COMMISSIONER	101
LIBRARY	84	<b>GRAND TOTAL</b>	<b>1,094</b>

# Workforce Messaging

- **Leadership:**

- Department Directors are empowered to implement precautions to address or prevent COVID-19 outbreaks among their employees.

- **Prevention Strategies:**

- Mask wearing is encouraged among employees, and may be required in some circumstances.
- PPE is distributed to departments monthly.
- Vaccines, including boosters, are strongly encouraged.

- **Monitoring:**

- Home test kits were distributed to all departments. In addition, employees may order more test kits from the federal government.
- Employees are still required to report COVID-19 positive status for monitoring in HR system, whether from at-home (antigen) test or PCR test.

- **Bottom Line:**

We are taking common-sense steps to protect our employees from the impact of COVID-19.





# **Fulton County Government**

## Emergency Rental Assistance Updates

# Emergency Rental Assistance

REALLOCATION ASSISTANCE	ADDITIONAL FUNDING REQUESTS	SAFE EVICTION MITIGATION
<i>Households served</i> 5,271	<i>Households served</i> 2,366	<i>Households served</i> 952
\$43.1M	\$19.9M	\$10.9M

## TRANSITION MILESTONES

- ✓ Closed ERAP Application portal
  - ✓ Integrated DCA Outreach
  - ✓ Submitted Request for \$17M
- close out funding to support 4000+ ERAP cases
- ✓ New call center hours: 9:00a.m.-3:00p.m.

## DATE

August 15

August 16

August 25

September 19





# QUESTIONS





# **Court Backlog/Project ORCA Update**

FULTON COUNTY GOVERNMENT

# Project ORCA

## COVID -19 CASE REDUCTION

SEPTEMBER 21, 2022

### AGENDA

- 01** PROJECT OVERVIEW
- 02** CASE DISPOSITION PROGRESS
- 03** HIRING PROGRESS
- 04** ISSUES & RISKS

# PROJECT OVERVIEW

Since the beginning of COVID-19, the Fulton County Court System has amassed a significant and unprecedented level of cases. Project ORCA will address this challenge by utilizing a combination of capacity expansion and productivity enhancement initiatives to expedite the case adjudication process.

## CASE ACCUMULATION DEFINED

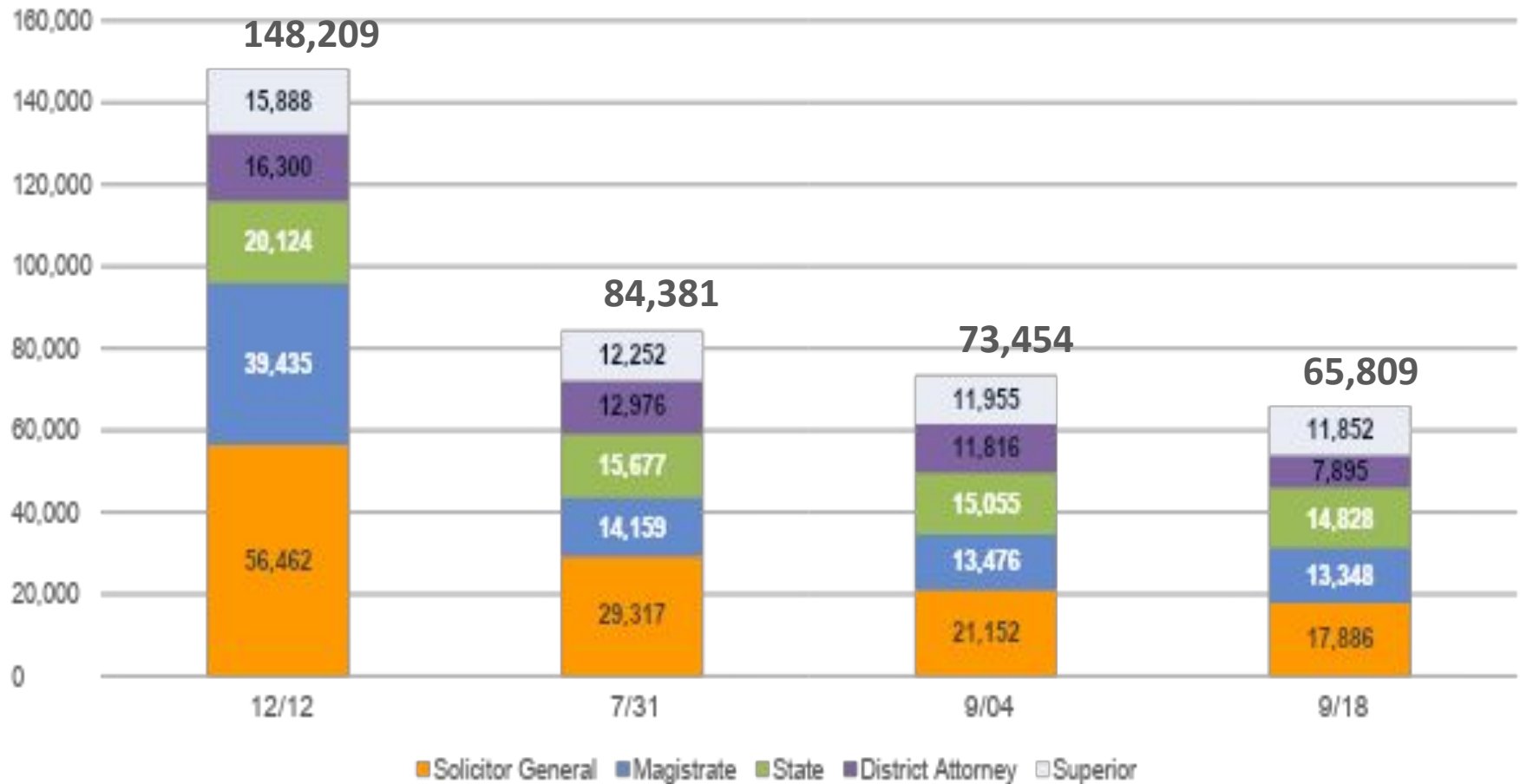
All cases (hearings, filings, applications) that were initiated before and during the pandemic (including those currently awaiting formal charging or filing) that have been impacted due to current limitations at various stages of the case administration process.

The COVID-19 Case Resolution Project began on **December 6, 2021** with **149,200** open and active cases.

As of **September 18, 2022**, there are **65,809** pending open and active cases.

# CASE DISPOSITION PROGRESS

## DISPOSITION STATUS BY OFFICE



# CASE DISPOSITION SUMMARY

## PROJECT ORCA CASE DISPOSITION

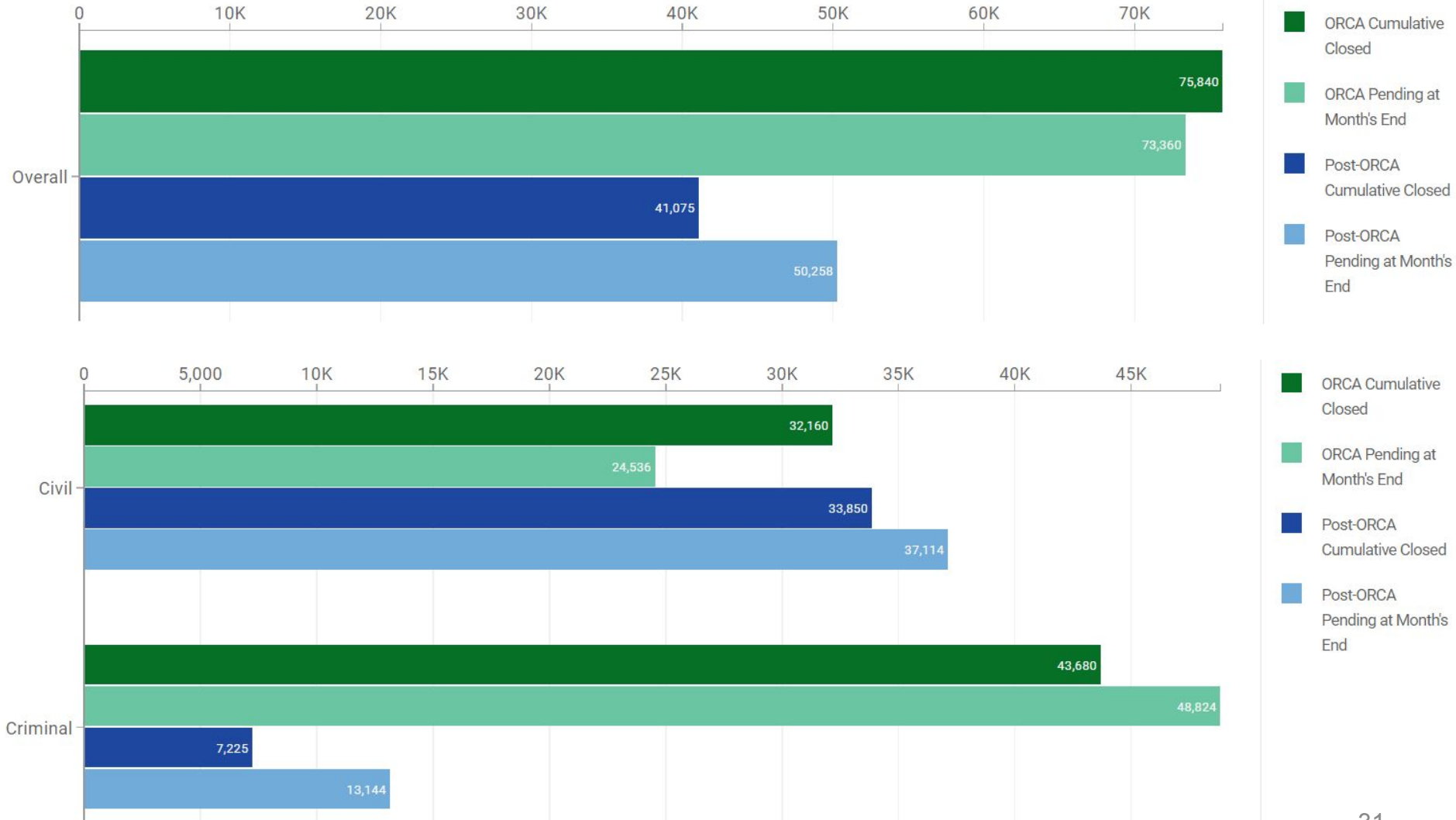


Office	Aug. 28 through Sep. 10, 2022 (Last 2 full weeks)			Project To Date		
	Target	Actual	Variance	Target	Actual	Variance
Superior	306	212	(93)	6,109	6,237	128
District Attorney	313	2,863	2,550	6,426	6,760	334
State	386	405	19	7,712	7,679	(33)
Solicitor General	1,065	1,908	842	21,310	37,507	16,197
Magistrate	756	262	(494)	15,112	26,413	11,031
Overall	2,869	6,570	3,701	58,819	80,191	21,372



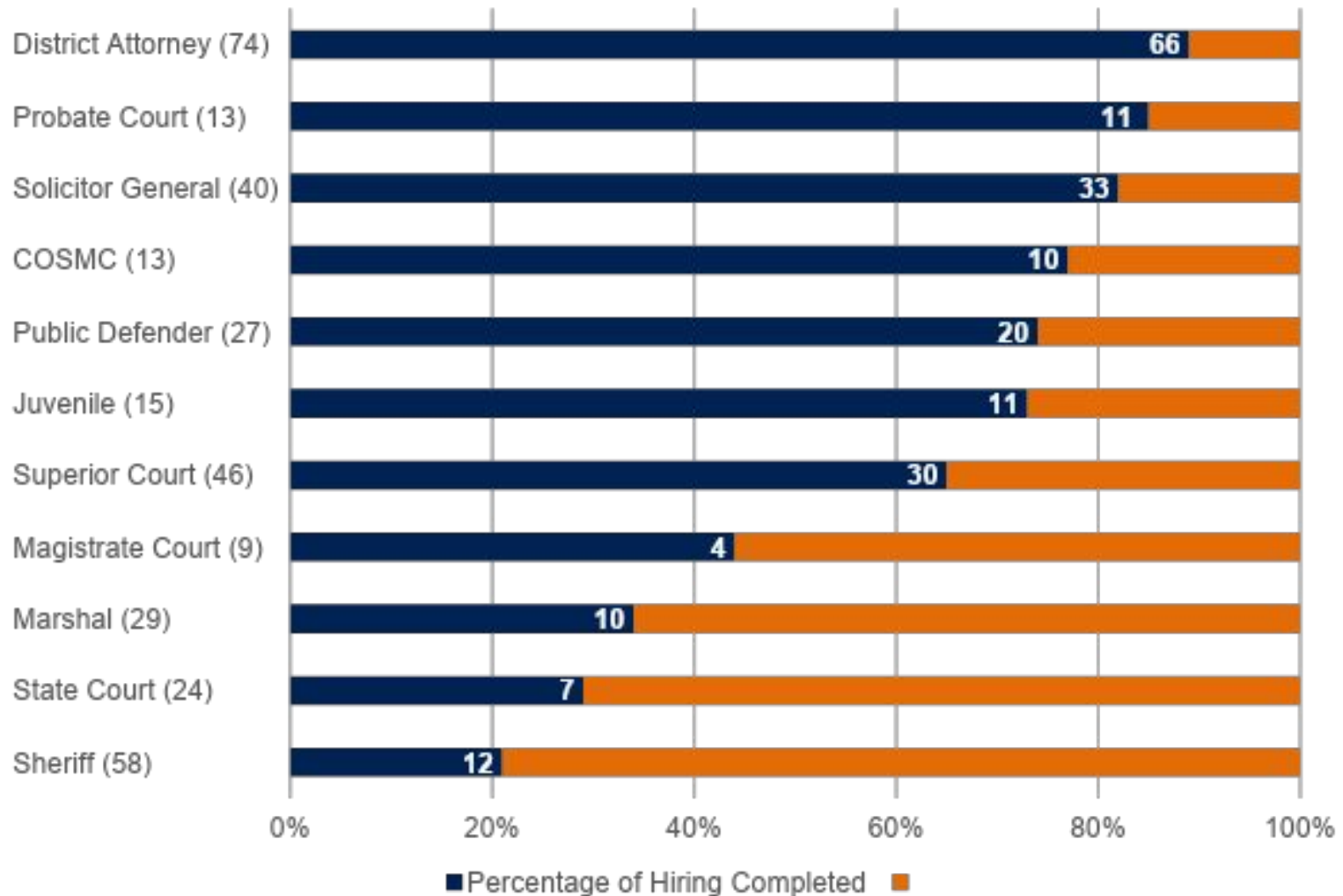
# ORCA & POST-ORCA CASE SUMMARY

CUMULATIVE CLOSED CASES AND CASES PENDING AT MONTH'S END AS OF 9/1/2022



# HIRING PROGRESS

## HIRING PROGRESS BY DEPARTMENT AS OF 9/18/2022



# PROCESS ENHANCEMENTS



*Deliberate data review and continuous improvement in key areas help to maintain case resolution velocity.*

## ✓ Courtroom Management System

The newly implemented CMS software will assist in increasing hearing space availability; since its implementation, 138 spaces have been made available and more than 200 space reservations have been made.

## ✓ Additional ZOOM Rooms

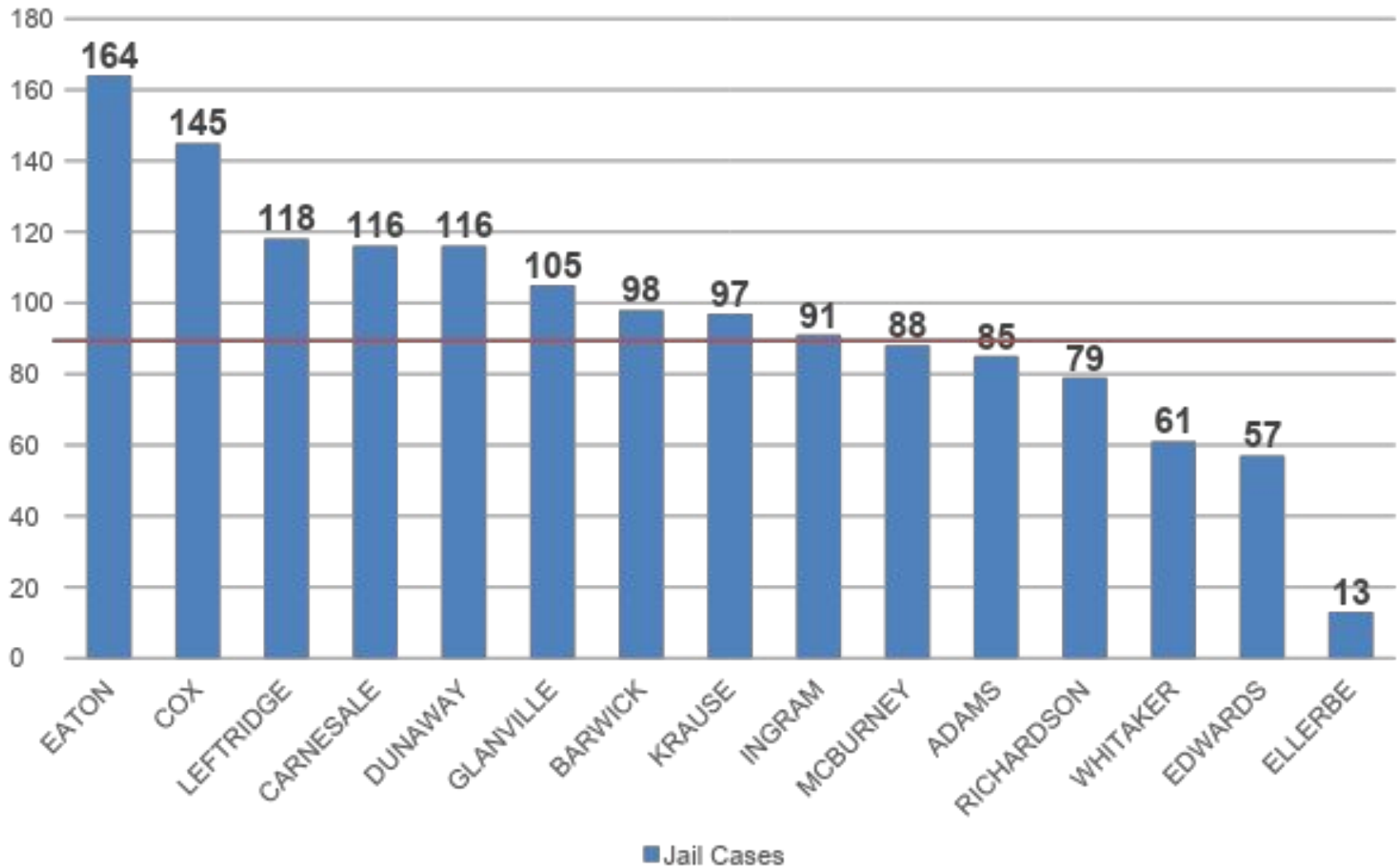
The additional rooms have significantly increased the jail hearing capacity by allowing Superior Court judges to hear inmate cases once a week instead of every 10-12 days and by providing State Court judges with their own dedicated ZOOM room.

## ✓ Evening Hearings

Evening Bond hearings increased hearing capacity and reduced the pending bond hearing wait from 100+ days back to the pre-pandemic standard of 14 days.

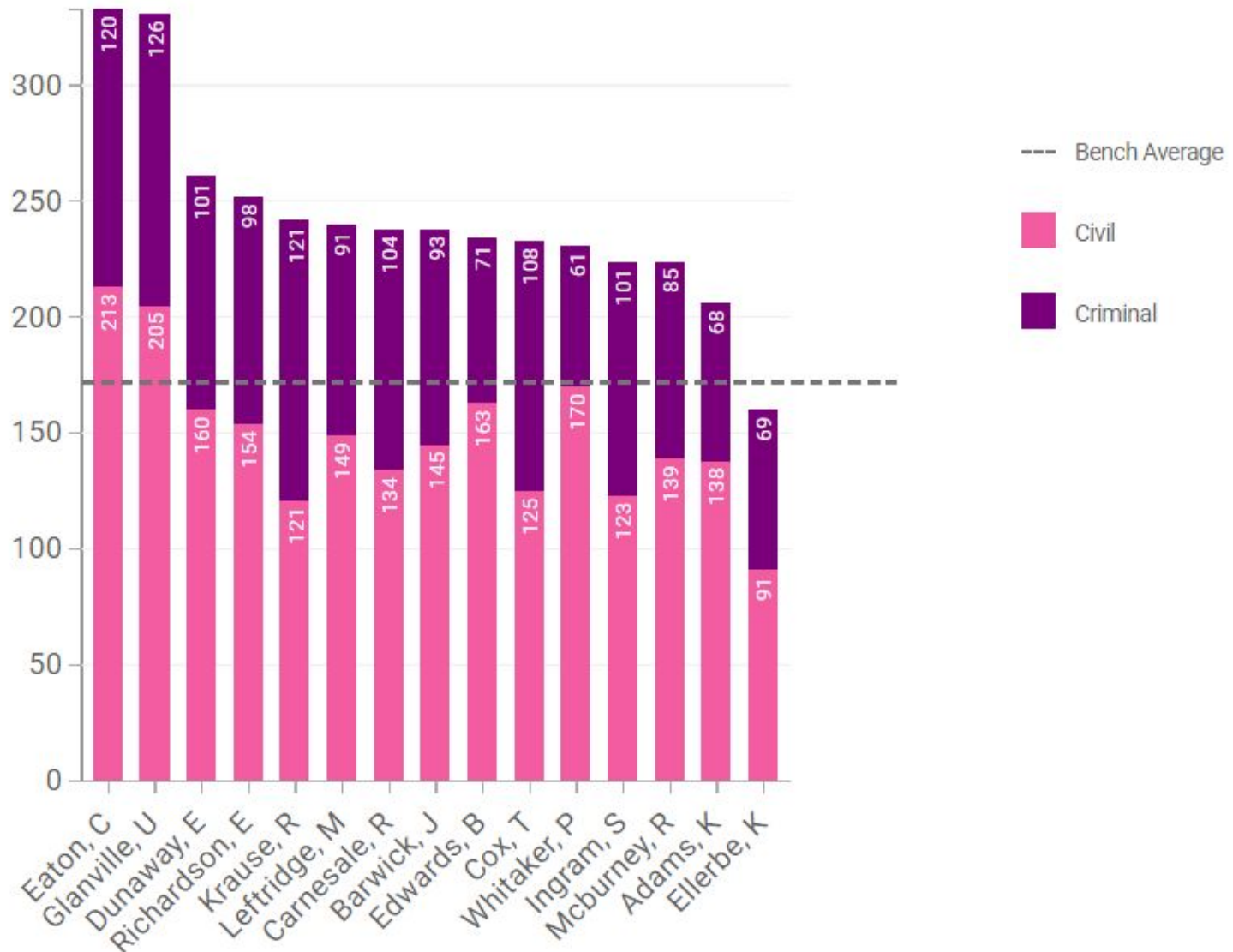
# DETAINEES BY JUDGE

AS OF 9/6/2022



# PROJECT ORCA: SUPERIOR COURT DISPOSED CASES

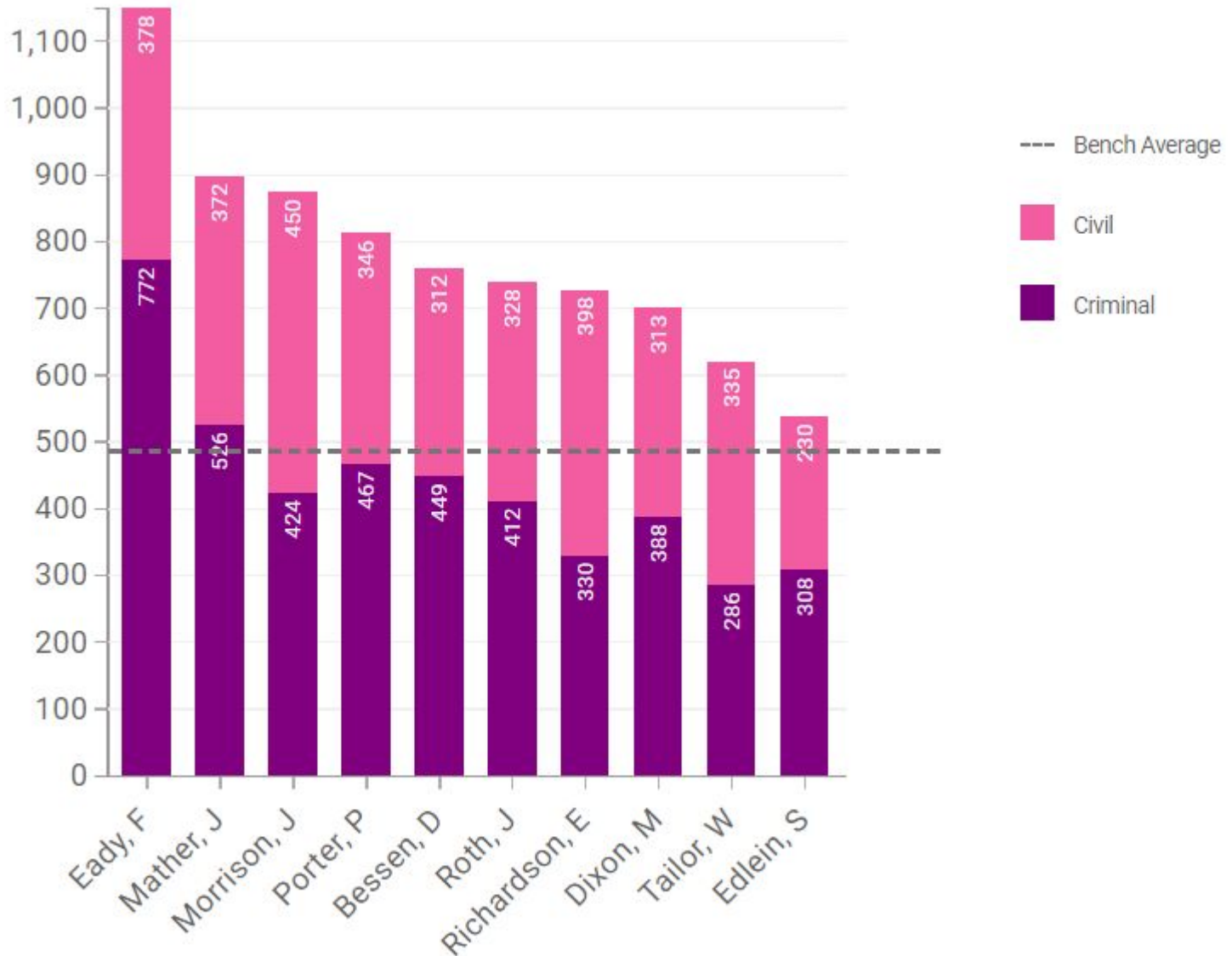
AS OF 9/18/2022





# PROJECT ORCA:

## STATE COURT DISPOSED CASES AS OF 9/18/2022



# ISSUES & RISKS



- ✓ Increase in violent crime
- ✓ Increase in jail population
- ✓ Impact of increased violent charges
- ✓ Sheriff and Marshal recruitment
- ✓ Uptick in COVID cases



# QUESTIONS



# **Emergency Response Reserve & American Rescue Plan Act Funds Update**

# COVID-19: Recovery Funds Plan

Economic Recovery and  
Operational Resiliency Plan

September 21, 2022





# Consolidated Covid Response Plan

In Millions \$	9.16.2022	9.16.2022	9.16.2022	Change in Budget	Change in Expenses
	Budget	Commitments	Expenses		
<b>EERF - General Fund</b>	<b>\$ 10.5</b>	<b>\$ 10.5</b>	<b>\$ 10.5</b>	<b>\$ -</b>	<b>\$ -</b>
Communications	1.7	1.7	1.6	-	-
Child Care / Healthcare / Other	0.5	0.5	0.5	-	-
Payment to Employees	6.6	6.6	6.6	-	-
2020 Obligation	1.7	1.7	1.9	-	-
<b>American Rescue Act</b>	<b>227.5</b>	<b>109.8</b>	<b>87.4</b>	-	1.34
Health Infrastructure	15.6	1.0	-	-	-
Pandemic Proof County Facilities	28.0	1.9	0.9	-	0.01
Day Porters / Cleaning	1.9	1.9	1.6	-	0.01
Child Care	0.7	0.4	0.3	-	0.00
Other Emergencies	1.4	0.9	0.6	-	0.02
Premium Pay for Employees	3.4	3.4	3.4	-	-
PPE- County Employees	2.4	2.4	1.6	-	-
Court Backlog Project	75.0	23.2	22.4	-	1.29
Information Tech - Virtual Support	8.0	1.1	1.1	-	-
Safety Net Services - CSP	8.1	6.8	6.8	-	-
Tiny Homes	1.0	1.0	-	1.00	-
Living Assistance	0.5	0.5	-	0.50	-
Diversion Center	1.7	1.7	-	-	-
Summer Youth	0.5	0.5	0.5	-	-
Employees Covid Healthcare	4.0	4.0	3.3	-	-
General Administration	1.0	1.0	0.2	-	-
Long Term Revolving Loan Program	3.9	3.9	3.9	-	-
Food Insecurity	4.3	3.3	2.2	-	-
Job Training	1.6	1.6	0.4	-	-
ERAP 2 & High Need	29.0	29.0	29.0	-	-
ERAP Additional Operational Costs	8.6	8.3	8.3	-	-
Vaccination and Testing - Shared Cost of FEMA Reimbursable Items 3Q22+	0.1	0.1	0.1	-	-
Grady Hospital	11.0	11.0	-	-	-
Testing Vaccination	14.7	0.7	0.6	(1.50)	-
Vaccine Incentive Program	1.2	0.4	0.4	-	-
<b>Consolidated Appropriations Act</b>	<b>18.0</b>	<b>18.0</b>	<b>17.9</b>	-	0.01
ERAP 1	18.0	18.0	17.9	-	0.01
<b>ERAP Reallocation</b>	<b>50.0</b>	<b>48.1</b>	<b>47.2</b>	-	3.34
ERAP 4	25.0	25.0	24.9	-	(0.02)
ERAP 5	25.0	23.1	22.3	-	3.36
<b>FEMA Related Expenses</b>	<b>28.4</b>	<b>\$ 28.4</b>	<b>\$ 27.7</b>	<b>(0.21)</b>	<b>(0.00)</b>
<b>Total</b>	<b>\$ 334.5</b>	<b>\$ 214.9</b>	<b>\$ 190.7</b>	<b>(0.21)</b>	<b>4.68</b>
<b>Reserve</b>	<b>\$ 20.7</b>				

# Cash Flow Projections – COVID 19 Response

## Cash Flow Projection COVID-19 Response

In Millions \$

Uses of Funds		2021	2022	2023	2024	Total
A	EERF - General Fund	10.5	-	-	-	10.5
B	American Rescue Act	51.8	111.8	61.4	2.6	227.5
C	Consolidated Appropriations Act	17.4	0.6	-	-	18.0
D	ERAP Reallocation	-	50.0	-	-	50.0
E	FEMA Related Expenses	21.2	7.3	-	-	28.5
Projected Annual Uses		\$ 100.9	\$ 169.7	\$ 61.4	\$ 2.6	\$ 334.5
Sources of Funds		2021	2022	2023	2024	Total
A	EERF	10.5	16.4			26.9
B	American Rescue Act	128.4	103.4			231.8
C	Consolidated Appropriation Act	18.0				18.0
D	ERAP Reallocation	-	50.0			50.0
E	FEMA Reimbursement at 100% until 2Q 22/90% 3Q 22+	5.9	6.1	6.3	10.2	28.5
Projected Annual Sources		\$ 162.8	\$ 175.9	\$ 6.3	\$ 10.2	\$ 355.2
Cash Balance EOY - 100% FEMA Reimbursement		61.9	68.1	13.0	20.7	20.7

# FEMA Reimbursement Requests and Funds Received

Information provided by the Finance Department. Will update on a quarterly basis, or as applications are amended and/or funds received.





# FEMA Reimbursements and payments

Period	Amount Expended	Amount Submitted	Amount Received	Status
MBFS	\$6,501,828	\$6,501,828	\$5,937,294	Payment received in advance and balance requested
2020 Q4	\$1,989,307	\$1,989,307	\$0	Pending funding
2021 Q1	\$3,781,732	\$3,781,732	\$0	Pending FEMA Final Review
2021 Q2	\$5,384,715	\$5,384,715	\$0	Pending funding
2021 Q3	\$3,307,309	\$3,676,082	\$0	Expedited application was submitted for these three quarters, but expedited funding was granted based on actual expenses incurred for the period in the amount of \$7,122,929-additional amount to be submitted
2021 Q4	\$2,286,817	\$6,463,165	\$0	
2022 Q1	\$2,696,389	\$4,106,611	\$0	
2022 Q2	\$906,248			Quarter is still open for submission of FEMA reimbursement
2022 Q3	\$744,051			Quarter is still open for submission of FEMA reimbursement
<b>Total</b>	<b>\$27,598,396</b>	<b>\$31,903,440</b>	<b>\$5,937,294</b>	

There are outstanding purchase orders not included in the total above.





# QUESTIONS