



Fulton County Operational Report

February 19, 2025

Board of Commissioners Meeting


#25-0133

AGENDA

- **Justice**
 - Justice System Update
 - Jail Blitz Plan

- **Focus Areas**
 - Ambulance Services

- **Finance and Purchasing**
 - ARPA Reporting
 - Monthly Financials
 - Emergency and County Manager Contracts



Justice System Update



FULTON COUNTY GOVERNMENT

Justice System Update

J1-TOWER

FEBRUARY 19, 2025

AGENDA

- 01 JUSTICE SYSTEM SCORECARD**
- 02 JAIL POPULATION UPDATE**
- 03 JAIL CAPITAL IMPROVEMENT PROGRAM UPDATE**

JUSTICE SYSTEM SCORECARD

MONTHLY UPDATE



MEASURE	GOAL	MAY 2023 BASELINE	DECEMBER 2024	JANUARY 2025	DELTA <i>(previous month vs. current month)</i>
Average Length of Stay	30 days	71 days	48 days	40 days	8 day decrease
Jail Population Unindicted without other charges	10%	34%	16%	<i>Data Unavailable</i>	<i>Data Unavailable</i>
Clearance Rate for Felony Criminal Cases	100%	72%	88%	39%	49% decrease
Felony Cases Disposed within 180 Days	90%	25%	28%	27%	1% decrease
Felony Cases Disposed within 365 Days	98%	63%	56%	50%	6% decrease



FULTON COUNTY GOVERNMENT

Justice System Update

J1-TOWER

FEBRUARY 19, 2025

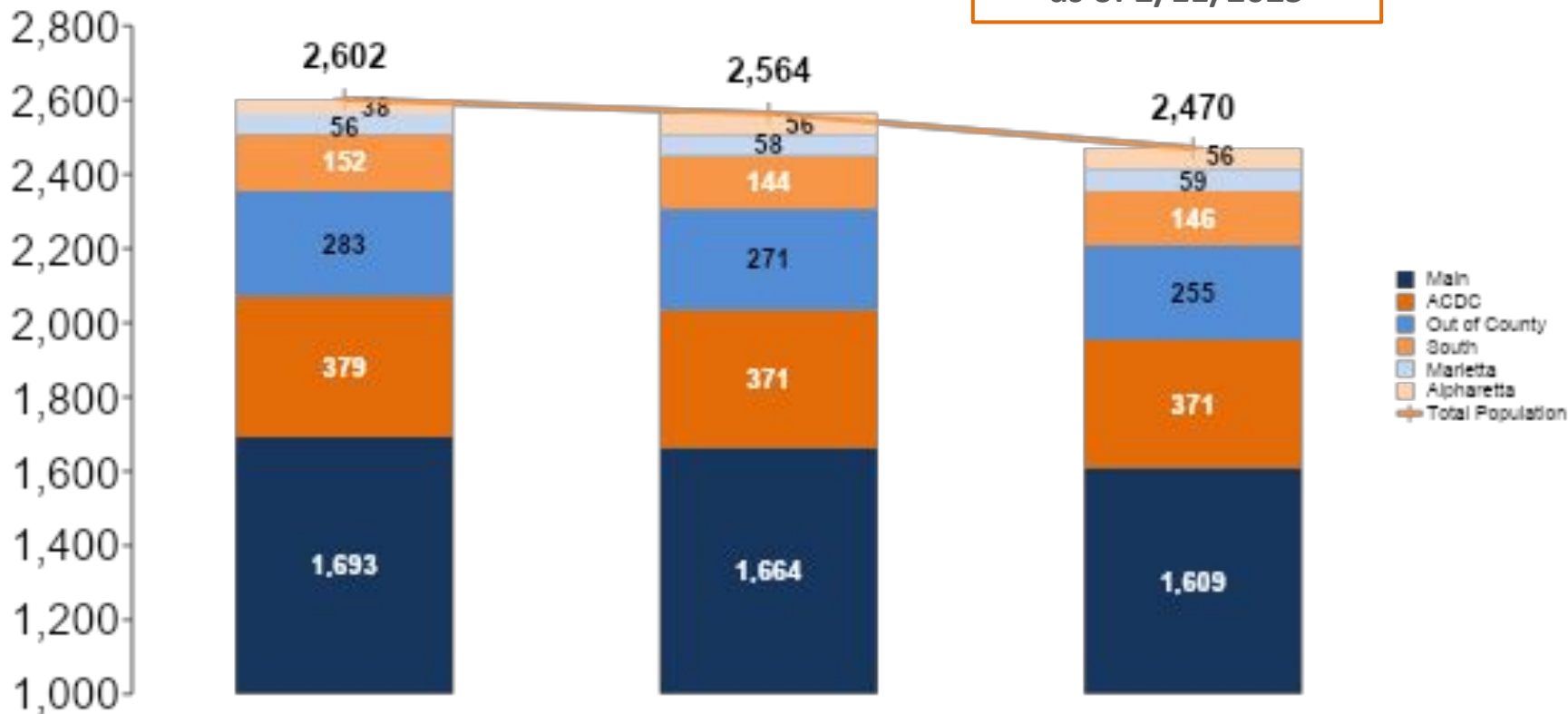
AGENDA

- 01 JUSTICE SYSTEM SCORECARD**
- 02 JAIL POPULATION UPDATE**
- 03 JAIL CAPITAL IMPROVEMENT PROGRAM UPDATE**

AVERAGE MONTHLY POPULATION



2,497
 as of 2/11/2025



	November	December	January
Book In	428	390	410
Book Out	435	428	416
Net	7	38	5

AVERAGE MONTHLY JAIL POPULATION

POPULATION BY FACILITY



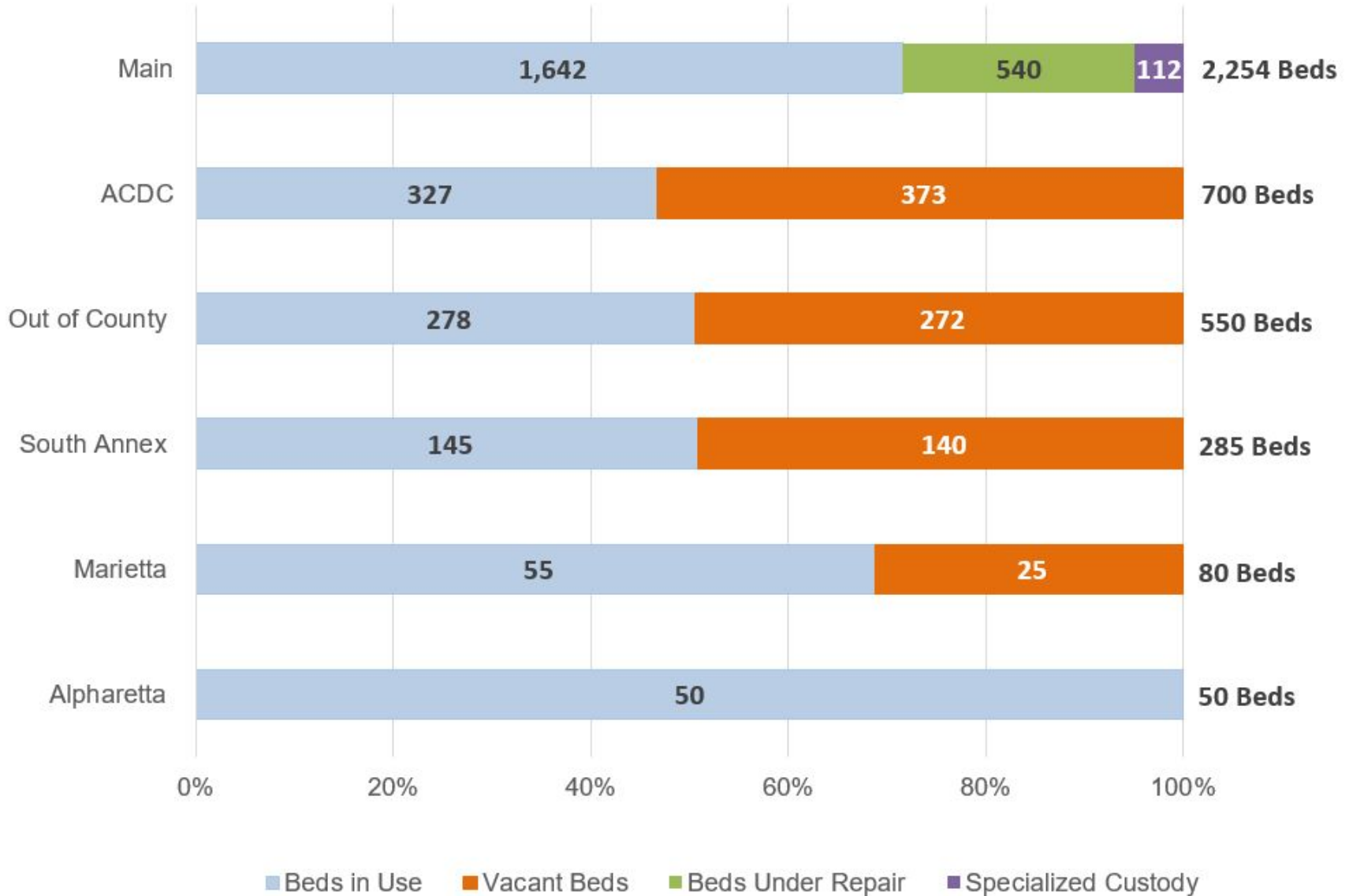
	NOVEMBER	DECEMBER	JANUARY	2/11/2025
Main	1,693	1,664	1609	1,642
ACDC	379	371	345	327
Out of County	283	271	255	278
South Annex	152	144	146	145
Marietta	56	58	59	55
Alpharetta	38	56	56	50
TOTAL	2,601	2,564	2,470	2,497

JAIL POPULATION FACILITY UTILIZATION

AS OF 2/11/2025



*Specialized Custody: inmate classification, competency, discipline, protective custody

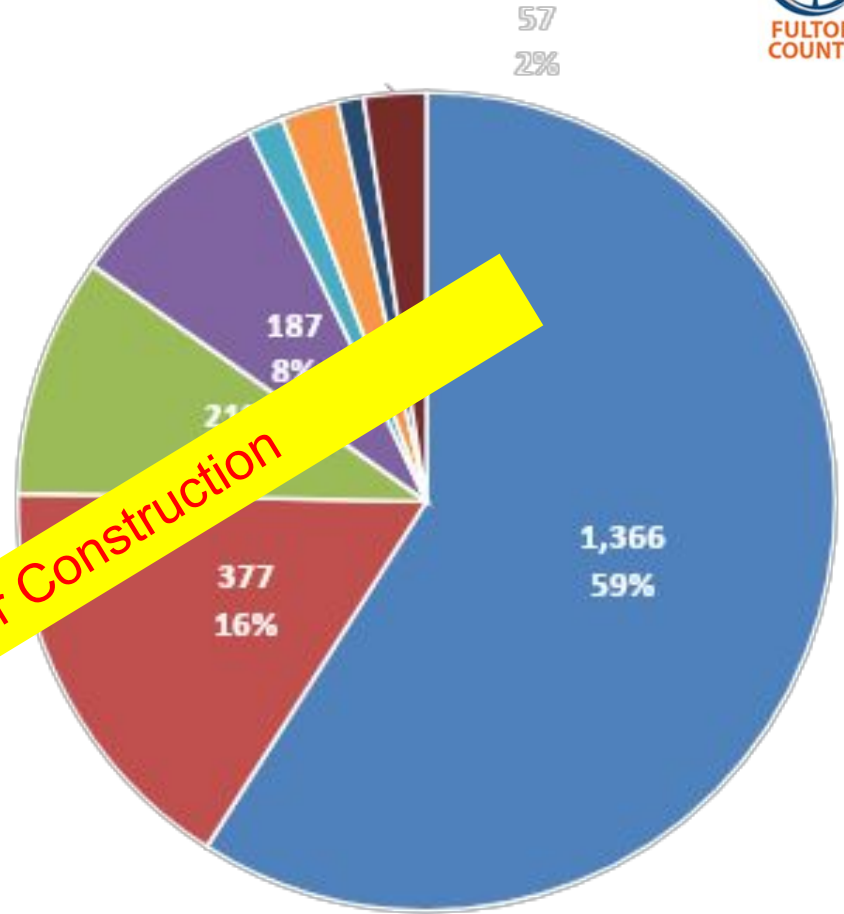


JAIL POPULATION

FULL INMATE ANALYSIS AS OF 1/3/2025



Status	Number of Inmates	Percentage
Unindicted	377	16%
Unindicted w/ Hold	219	10%
Unindicted w/ Indicted Case	32	1%
Indicted (DA)	1,366	59%
Accused (SG)	187	8%
Awaiting Pickup/Transport/Extradition	52	2%
Serving Sentence/CPO	15	1%
Hold Only (SBPP/Foreign)	1	0%
Total	2,314	100%

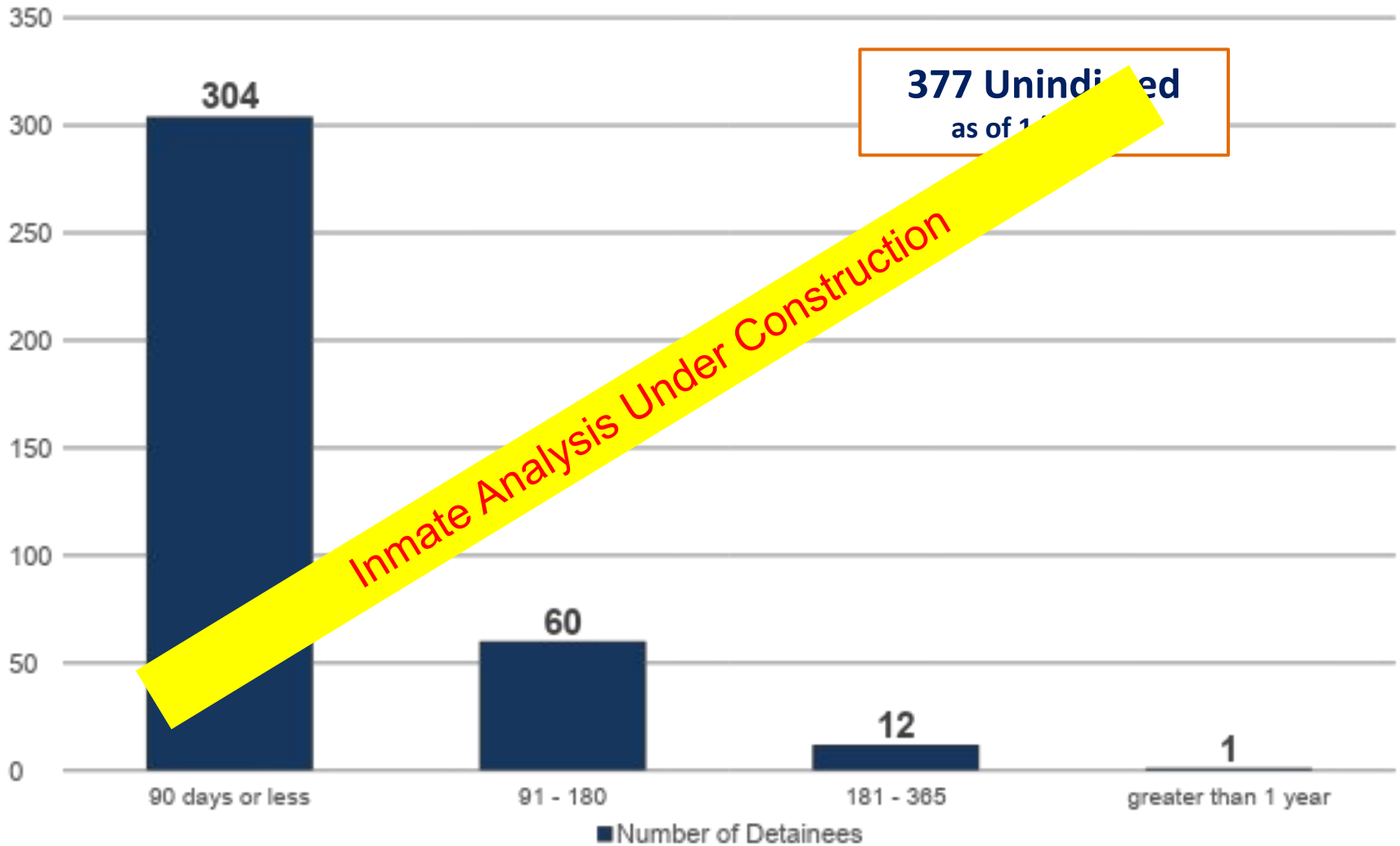


Inmate Analysis Under Construction

- Indicted and/or FTA/PV only
- Unindicted
- Unindicted w/ Hold (FTA/PV/SBPP/Foreign)
- State
- Unindicted w/ Indicted Case
- Awaiting Pickup/Transport/Extradition
- Serving Sentence/CPO
- Hold Only (SBPP/Foreign)

UNINDICTED JAIL POPULATION

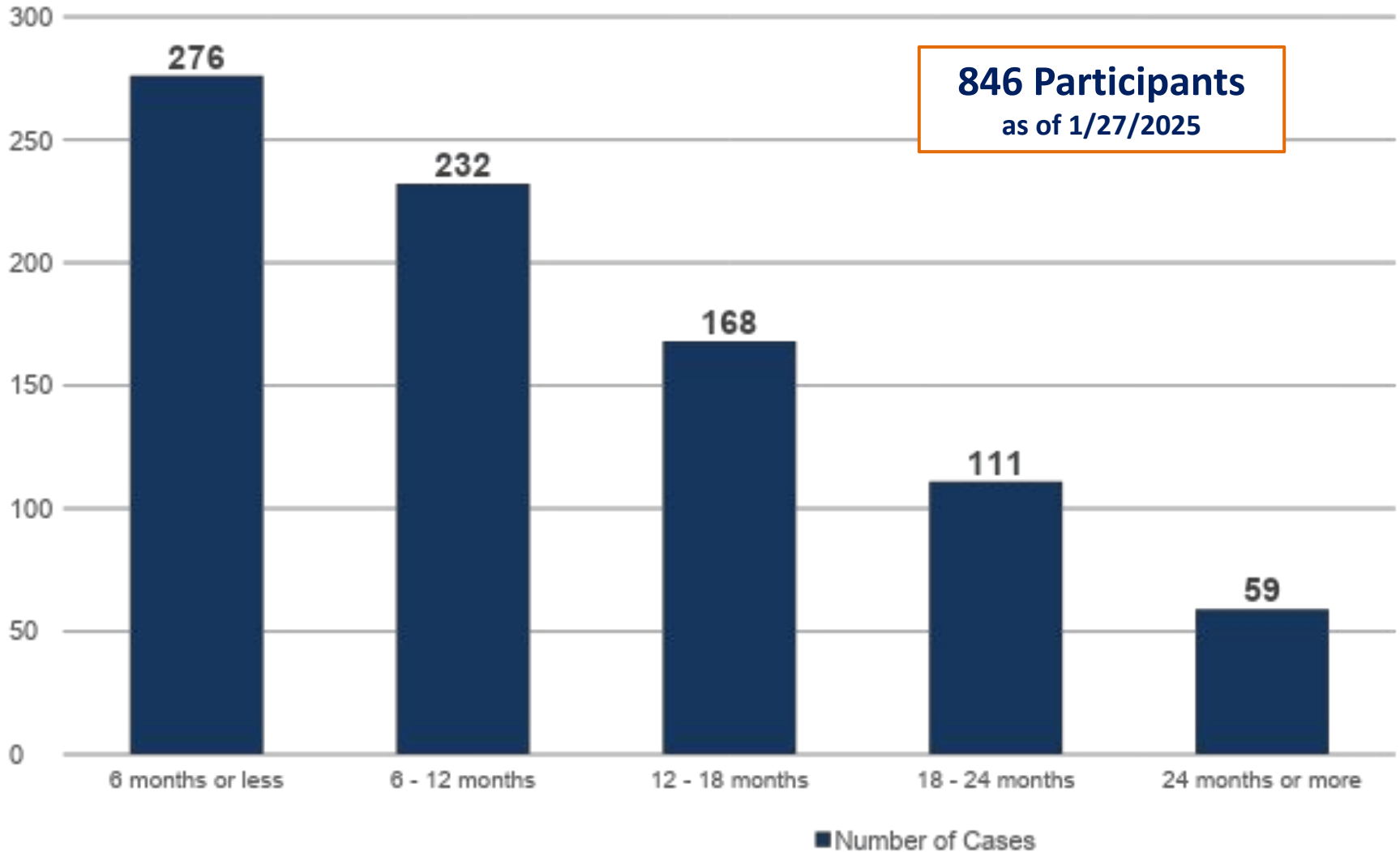
DAYS IN JAIL AS OF 1/3/2025



Excludes detainees with pending indicted cases and holds (Probation Violations, Failure to Appear and foreign and/or other agency holds).

ELECTRONIC MONITORING UPDATE

MONTHS ON MONITOR AS OF 1/27/2025





FULTON COUNTY GOVERNMENT

Justice System Update

FEBRUARY 19, 2025

AGENDA

- 01 JUSTICE SYSTEM SCORECARD**
- 02 JAIL POPULATION UPDATE**
- 03 JAIL CAPITAL IMPROVEMENT PROGRAM UPDATE**

JAIL CAPITAL IMPROVEMENT PROGRAM

MONTHLY STATUS UPDATE



Completed Activities

Activities

- Conduct interviews and data gathering
- Develop facility assessment plan
- Begin facility assessment of Main Jail

Upcoming BOC Activities

Activities	Timeline
------------	----------

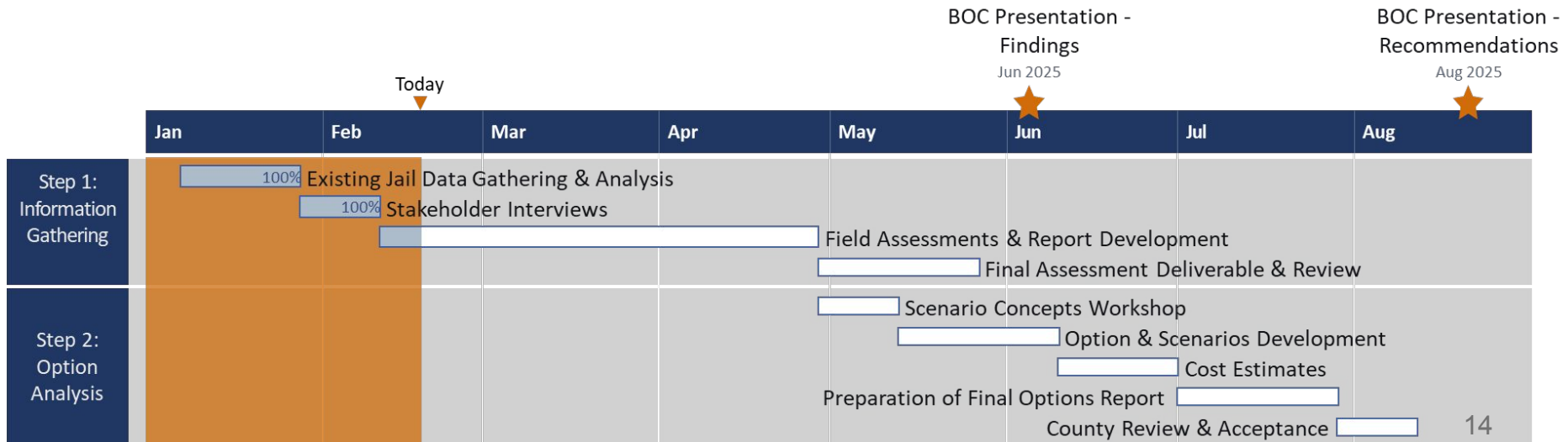
- | | |
|-----------------------------|-------------|
| Present assessment findings | June 2025 |
| Present recommendations | August 2025 |

Assessment Areas

Activities	Target Schedule	Status
Main Jail	Feb	On Schedule
Intake/Booking	Feb	On Schedule
Medical & Mental Health	Feb	On Schedule
Central Plant/Support	Feb	On Schedule
Laundry/Kitchen	Feb	On Schedule
Towers/Security	Feb	On Schedule
Envelope/Roof	Feb	On Schedule
Site	Feb	On Schedule
Marietta Annex	Mar	On Schedule
South Annex	Mar	On Schedule

Status Legend

- On Schedule (Green)
- Challenges (Yellow)
- Delay (Red)




PRIORITIES



- ✓ Continue reporting Justice System Scorecard and average jail population metrics
- ✓ Develop alternatives to reporting the indicted and unindicted jail population analysis
- ✓ Work collaboratively with Courts to define and identify case backlogs
- ✓ Report on case management strategies developed by the Courts




QUESTIONS



Jail Blitz Plan

Jail Maintenance Blitz



- **Overall Blitz Project Update**
 - 7 of 11 housing units completed = **64%**
 - Housing Unit 5 South completed on 2/10/2025
 - 5 South Delay: Retrofit of zone entry doors completed by Willo Products on 2/6/2025
 - Blitz work in housing unit 7 North **99%** complete.
 - Door position switches installed.
 - Remaining repairs include light switch plates and minor plumbing repairs
 - Projected completion: 3/1/2025
 - Upcoming blitz area: 7 South
- Overall blitz completion by **May/June 2025**

Jail Maintenance - Bed Availability *(as of 2/14/25)*

- **540 beds currently unavailable @ Rice St.**

Location	# of Beds
1 North	204
7 North	201
6 South Zone 200	32
6 South Zone 500	35
7 South Zone 400	36
7 South Zone 600	32

- **Active jail blitz location: 7 North**
- **All other listed zones will be addressed in upcoming blitz areas**



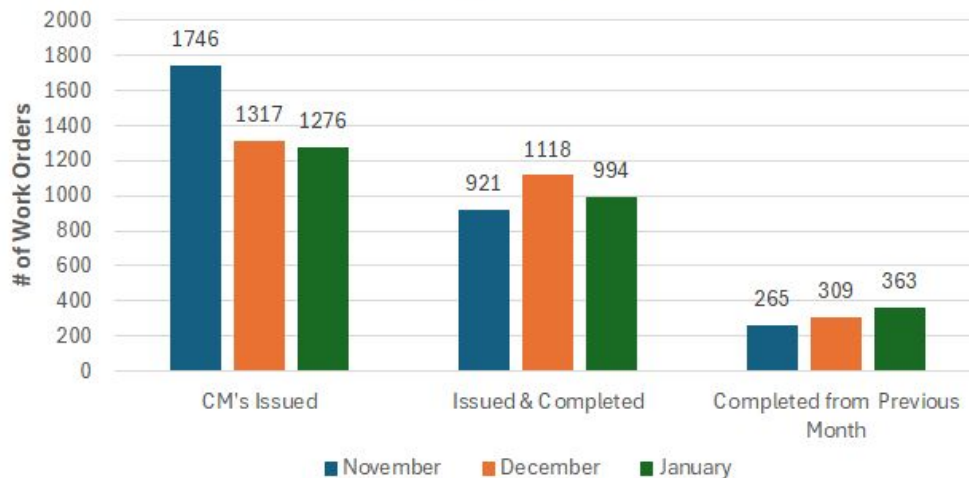
Jail Maintenance Overview

Thru 2/12/2025

- **Corrective Maintenance (Jan 2025)**
 - 994 of 1,276 issued & completed: **77.9%**
 - 107 completed in February = **79.2%**
- **Preventive Maintenance (Jan 2025)**
 - 289 of 295 PM's scheduled & completed: **98%**
- **Total work order backlog = 1,661**
 - Upcoming blitz areas: **725**
 - Upcoming blitz areas require detainee movement




3 Month Overview




Immediate Repairs Update

- BOC approved \$3.2M for several critical repairs/upgrades

DESCRIPTION	COST	STATUS
Fire Alarm Upgrade	\$723,865	Project kick-off meeting held on 1/17/2024. Projected completion: 5/12/2025. Bi-weekly updates provided to State Fire Marshall
Padded Cells @ South Annex	\$260,000	Completed on 1/17/2025.
Kitchen Equipment Replacement	\$212,302	BOC agenda item for 2/19/2025 agenda.
Laundry Equipment Replacement	\$346,657	Statewide Contract proposal being developed for 3/19/2025 BOC agenda (<i>Current equipment fully functional</i>)
Elevator Modernization	\$1,652,000	3 rd party assessment received on 1/23/2025. Specifications due from consultant on 2/27/2025 for modernization RFP.
TOTAL	\$3,194,824	



QUESTIONS



Ambulance Services



AMBULANCE SERVICES IN SOUTH FULTON

February 19, 2024

Board of Commissioners Meeting

Georgia Code Related to EMS Services

- **These services are guided by OCGA 3-11-3 which states:**
 - **Each region is required to have an approved Regional Ambulance Zoning Plan**
 - **The Region 3 Council is the Regional Emergency Medical Service Advisory Council (REMSAC) that has the responsibility for providing oversight and supervision of the operations within the plan.**
 - **Following implementation of the Regional Ambulance Zoning Plan, the REMSAC may review data regarding key performance measures specified by the Department for each designated 911 Zone Provider in the EMS Region**



Members of the Region 3 Council

The Region 3 EMS Council has representatives from Clayton, Cobb, DeKalb, Douglas, Fulton, Gwinnett, Newton and Rockdale counties

- Chief Nick Adams (Cobb County Fire)
- Chief Troy Augustin (DeKalb County Fire)
- Captain Trent Baker (Clayton County Fire)
- Dr. Michael Carr (Medical Director DeKalb County Fire)
- Chief Fred Cephas (Gwinnett County Fire)
- Mr. Michael Charles (Fulton County appointee)
- Chief Chris Coons (Johns Creek Fire - Fulton County appointee)
- Chief Stacie Farmer (Douglas County Fire)
- Chief Patrick Flaherty (Sandy Springs Fire)
- Chief Darnell Fullum (DeKalb County Fire)
- Captain Jason Garner (Marietta Fire)
- Mr. Jason Grady (Northside Hospital)
- Mr. Michael Shaw (Gwinnett County Fire)
- Dr. Alexis Smith (Trauma Surgeon)
- Chief Roderick Smith (Atlanta Fire - Fulton County appointee)
- Chief Royce Turner (Newton County)
- Dr. Mark Waterman (Medical Director - Clayton County)
- Dr. John Harvey (Parliamentarian)
- Ms. Jenaila Hawkins (Region N Healthcare Coalition)
- Chief Gene Jones (Air Methods - Air Ambulance)
- Chief Adam Lane (Gwinnett County Fire)
- Mr. Jake Lonas (Puckett EMS - Cobb County)
- Chief Marian McDaniel (Rockdale County)
- Chief Phillip Merck (Gwinnett County Fire)
- Dr. Steve Moyers (Grady EMS - Fulton County appointee)
- Dr. Eric Nix (Medical Director - Cobb County)
- Mr. Pete Quinones (Metro Ambulance - Cobb County)
- Ms. Rana Roberts (Children's Hospital of Atlanta)
- Mr. Sam Shartar (Emory CEPAR)
- Chief Jekerry Weaver (Gwinnett County Fire)
- Dr. Lori Wood (Grady Hospital)
- Chief Joseph Maddox (Union City Fire - Fulton County appointee)
- Alex Robles (AFCEMA - Fulton County appointee)



Ambulance Zone Awards and Plans

- **Currently, the Ambulance Zoning in Fulton County is divided into 5 Zones:**
 - *South Fulton County,*
 - *City of Hapeville,*
 - *Atlanta International Airport,*
 - *City of Atlanta*
 - *North Fulton County*
- **The Ambulance Zone Plans are approved by the Commissioner of the Department of Public Health with recommendation from the RESMAC. (OCGA 3-11-3)**

Modification of the Regional Ambulance Zoning Plan

- *The REMSAC shall make recommendations for modification of the Regional Ambulance Zoning Plan to the Board or its designee, in accordance with the procedures established in subparagraph (b) of this section, if any of the following events occurs:*
 - *The current designated 911 Zone Provider is no longer eligible to participate in the Regional Ambulance Zoning Plan, as determined by the Department; or*
 - *The current designated 911 Zone Provider notifies the Department that it intends to voluntarily surrender its designation status for its assigned Emergency Response Zone(s); or*



Ambulance Zone Awards and Plans

- The current designated 911 Zone Provider has abandoned its assigned Emergency Response Zone(s), as determined by the Department; or
- The REMSAC receives a written request for a detailed examination and assessment of the Regional Ambulance Zoning plan for one or more Emergency Response Zones, conducts a detailed examination and assessment in accordance with procedures specified by the Department, and determines that:
 - There has been a significant decline in the economy, efficiency, or benefit to the public welfare within a specific Emergency Response Zone or the EMS Region as a whole; or
 - There exists an opportunity for significant improvement in the economy, efficiency, or benefit to the public welfare within a specific Emergency Response Zone or the EMS Region as a whole



Does Fulton County have a Contract for Ambulance Services?

No, Fulton County does not have any direct contracts with Ambulance Service Providers

- **Fulton County does have an IGA with 5 cities to provide 911 Services for dispatching calls, but this does not include the transporting of people in need of medical services.**
- **Fulton County does have 6 appointments on the Region III EMS Council, which can petition to the Regional III Council and the Department of Public Health to request written proposals from ambulance service providers.**



Monthly Meetings & Reporting with Cities


- **Monthly meeting are held with all Fire Chiefs of south Fulton cities with E-911**
- **Regular meeting are held with Grady to review response times by E-911**
- **Reports are emailed to cities monthly by E-911**
- **Considering creating the reporting using an online system that cities can log into to see the reports updated on a weekly or daily basis.**




Options to Consider

- **South Fulton Fire Chiefs and Grady should meet to reset expectations and discuss performance issues and options for a contract based on performance** *(Please see the appendix for contract developed by the cities in northern Fulton County)*
- **Establish regular meetings for performance reviews by the Council and the provider(s)**
- **Consider a change in dispatch process and enter into a performance contract with Grady**
- **Allowing the cities to utilize fire department transport vehicles to augment response times**
- **Construct new Emergency ED in South Fulton**
- **Restructure our Fulton County appointments on the Region III Council to include two representatives from south Fulton and two from north Fulton.**
- **Recommend that the Region III Council have yearly reviews of service levels of providers and routine applications**





QUESTIONS



APPENDIX

Contract for the North Fulton Cities

SERVICE LEVEL AGREEMENT BETWEEN

CITIES OF ALPHARETTA, JOHNS CREEK, MILTON, ROSWELL, SANDY SPRINGS AND EMS VENTURES, INC. D/B/A AMERICAN MEDICAL RESPONSE

This Service Level Agreement ("Agreement") is made, entered into and effective as of the date this Agreement has been executed by all parties hereto (the "Effective Date"), by and between E.M.S. VENTURES, INC., a Georgia corporation, d/b/a AMERICAN MEDICAL RESPONSE ("AMR"), and the cities of Alpharetta, Johns Creek, Milton, Roswell and Sandy Springs (hereinafter referred to individually as the "City" and/or collectively as the "Cities"), each a Georgia municipal corporation, and each acting by and through its duly elected City Council Members. This Agreement supersedes and replaces all prior memorandums of understanding, agreements or contracts between the parties and there are no Agreements or obligations owed between the parties as of the Effective Date, related to this subject matter.

RECITALS:

WHEREAS, the Georgia Department of Public Health ("GDPH") has approved a Regional Ambulance Zoning Plan which designates AMR as the Designated 911 Zone Provider for North Fulton County (which includes the cities of Alpharetta, Johns Creek, Milton, Roswell and Sandy Springs);

WHEREAS, AMR is the owner and operator of certain emergency medical care vehicles and equipment designed to respond to requests for and provide emergency medical care and transportation to patients and AMR has in its employ trained personnel whose duties are related to the use of such vehicles and equipment and to the provision of emergency medical services;

WHEREAS, the Cities and AMR desire to enter into an Agreement for the provision of enhancing and sustaining EMS service levels within the City limits of each City.

NOW THEREFORE, in consideration of the mutual understandings and promises hereinafter set forth, and other good and valuable consideration, the receipt and sufficiency of which is hereby acknowledged, the parties agree as follows:

1. Provision of Services. AMR will perform services in accordance with the Georgia Regional Ambulance Zoning Plan. AMR shall satisfy the performance standards contained in Exhibit A – Operational Standards.
2. Medical Response Unit Program. If the Cities choose to operate a Medical Response Unit the responsibilities of the Cities and AMR are outlined in Exhibit B – Medical Response Unit Program.
3. Compensation for Services. The Cities shall pay a subsidy in accordance with Exhibit C – Annual Subsidy Requirements to compensate AMR for satisfying the performance contained in Exhibit A – Operational Standards.
4. Special Event Standby or Supplemental Coverage. The Cities shall have the option to purchase Special Event Standby or Supplemental Coverage from AMR in accordance with Exhibit D – Special Event Standby Fee Schedule.
5. Liquidated Damages. Liquidated damages shall be assessed in accordance with Exhibit E – Liquidated Damages if AMR does not meet response time outlined in Exhibit A – Operational Standards.

6. Certifications and Licenses. Each party shall maintain all certifications and licenses as required by all applicable laws to perform its services.
7. Qualifications to Participate in Federal and State Healthcare Programs. All parties represent and warrant that (i) neither it nor any employee, agent, or independent contractor provided under this Agreement is excluded from participation under any Federal Health Care Program for the provision of items or services for which payment may be made under a Federal Health Care Program; (ii) neither it nor any employee, agent or independent contractor provided under this Agreement has been convicted of a felony relating to health care fraud as defined under 42 U.S.C. §1320a-7(a)(3); and (iii) no final adverse action, as such term is defined under 42 U.S.C. §1320(a)-7(c) has occurred or is pending or threatened against either party or to its knowledge against any employee, agent or independent contractor engaged to provide items or services under this Agreement (collectively "Exclusions/Adverse Actions"). During the term of this Agreement, each party agrees to notify the other parties in writing of any Exclusions/Adverse Actions within ten (10) days of learning of any such Exclusions/Adverse Actions and provide the basis of the Exclusions/Adverse Actions. Each party acknowledges that the exclusion of any employee, agent or independent contractor from participation in the Federal Health Care Programs shall result in his or her immediate removal from the performance of duties and responsibilities for the other party under the terms of this Agreement without penalty. Notwithstanding the foregoing, nothing set forth in this Section 7 shall relieve a party from its indemnification obligations set forth in Section 10 hereof. Each party acknowledges and agrees that any Exclusions/Adverse Actions of or against it or any employee, agent or independent contractor utilized, directly or indirectly, in the performance of this Agreement serve as the basis of an immediate termination of this Agreement by the other party without penalty. For purposes of this Agreement, a "Federal Health Care Program" shall mean any plan or program providing healthcare benefits, whether directly through insurance or otherwise, that is funded directly, in whole or part, by the United States Government (other than the Federal Employees Health Benefits Program), or any State health care program and shall include, by way of example, the Medicare and Medicaid programs.
8. Insurance. Not later than ten (10) days prior to the Effective Date, AMR shall provide to the Cities certificates meeting or exceeding the requirements of this section. Policies must be written by a licensed Georgia agent in a company licensed to write insurance in the State of Georgia and acceptable to the Cities. Notwithstanding the foregoing, AMR may satisfy the requirements of this paragraph by providing documentation of self-insurance at the required levels.
 - a. AMR shall obtain insurance in the following amounts and types:
 - i. Worker's Compensation – Statutory
 - ii. Bodily injury by accident - each accident: \$500,000
 - iii. Bodily injury by disease - total limit: \$500,000
 - iv. Bodily injury by disease - each employee: \$500,000
 - b. Commercial General Liability Insurance, Bodily Injury, and Property Damage Liability
Each Occurrence:
 - i. General Aggregate: \$1,000,000
 - ii. Products - Completed Operations \$2,000,000
 - iii. Aggregate Limit: \$1,000,000
 - iv. Personal and Advertising Injury limit: \$1,000,000
 - v. Business Automobile Liability,
Bodily Injury and Property Damage: \$3,000,000
 - vi. Liability, including operation of owned,
non-owned and hired automobiles,
Umbrella Excess Liability: \$2,000,000
 - c. AMR shall provide professional liability insurance coverage in the amount of \$2,000,000

Contract for the North Fulton Cities

for all AMR employees servicing in the Cities' 9-1-1 operations. AMR shall ensure any subcontractors or agents of AMR performing services shall meet the insurance requirements hereunder.

AMR will provide the Cities with a copy of an Acord Certificate of Liability Insurance ("Acord Certificate") naming each of the Cities as an additional insured and providing for thirty (30) days' prior notice of cancellation or non-renewal (naming the Cities as an additional insured is not required for Workers' Compensation or professional liability coverage). AMR shall furnish an original Acord Certificate to the Cities within ten (10) days prior to the Effective Date. The Acord Certificate shall be in effect for the duration of then applicable Agreement term.

9. **Record Retention and Confidentiality.** The parties will retain books and records regarding services rendered to patients for the time periods required under all applicable laws (including the requirements of the Secretary of Health and Human Services ("HHS")) and allow access to such books and records by duly authorized agents of the Secretary of HHS, the Comptroller General and others to the extent required by law. All information with respect to the operations and business of a party and any other information considered to be and treated as confidential by that party gained during the negotiation or Term of this Agreement will be held in confidence by the other party and will not be divulged to any unauthorized person without prior written consent of the other party, except for access required by law, regulation and third-party reimbursement Agreements.
10. **Indemnification.** Each party, its officers, directors, and employees ("Indemnitor") shall to the extent allowed by law indemnify and hold harmless the other party or parties, its officers, directors, and employees, ("Indemnitee") for, from and against all costs, claims, losses, liabilities, penalties, fines, citations, expenses, forfeitures or other damages, including but not limited to settlements, defense costs, judgments, court costs, expert(s) fees and reasonable fees of attorneys, incident to, and which it may incur, become responsible for, or pay out as a result of death or bodily injury to any person, destruction or damage to any property, contamination of or adverse effects on the environment, or any violation of Applicable Law, to the extent that such damage was caused by, in whole or in part, incident to or arose out of this Agreement and the Indemnitor's: (i) default of this Agreement; or (ii) negligent or willful act(s) or omission(s); or (iii) violation of Applicable Law; or (iv) any employment, workers' compensation or other related claim by Indemnitor's employees, agents or subcontractors. Nothing in this section shall limit any right to contribution or other allocation of fault between the parties as determined by a court of competent jurisdiction and as permitted by all Applicable Law. Nothing contained herein shall be construed to be a waiver of any City's sovereign immunity or any individual's qualified, good faith or official immunities and the Cities shall not be required to purchase any additional or specific insurance for any obligations hereunder, with the limited exception of the automobile insurance requirements related to a City's use of an MRU as stated in Exhibit B below and subject to the limits stated in O.C.G.A. § 36-92-2(a), as applicable.
11. **Billing.** AMR will bill and collect for services at its usual and customary rates in accordance with applicable law.
12. **Term of Agreement and Renewal Provisions.** The term of this Agreement ("Initial Term") shall commence as of the Effective Date with an initial term of one (1) year. Unless any of the Cities provide at least one-hundred and twenty (120) days' written notice of non-renewal prior to the end of the Term, this Agreement shall be renewed automatically at the end of the Initial Term and under like terms for four (4) successive one (1) year terms, subject to (a) the continuing or renewed assignment of AMR as the Designated 911 Zone Provider for North Fulton County by GDPH; (b) agreement by the parties on a subsidy and a schedule of fees and charges (provided that for all renewal terms, the subsidy shall be as set forth on Exhibit C). If funds are not allocated for a renewal term for any or all the Cities, this Agreement will terminate upon the

Page 3 of 20


expiration of the then-existing term; provided that any Agreement term may be extended by agreement of the parties in writing signed by the parties for up to ninety (90) days. In the event of such an extension, a subsequent renewal term will be shortened by the time of the extension.

The Parties agree that this Agreement, as required by O.C.G.A. § 36-60-13, shall terminate absolutely and without further obligation on the part of Cities on the last day of each Cities' fiscal year of the Term, and further, that this Agreement shall automatically renew on the first day of each subsequent fiscal year absent any City's provision of written notice of non-renewal to AMR at least five (5) days prior to the end of the then current fiscal year. To the extent this applies to the Agreement, title to any supplies, materials, equipment, or other personal property shall remain in AMR until fully paid for by the applicable City or Cities.

13. **Liquidated Damages.** In accordance with Exhibit E, AMR shall pay the Cities liquidated damages in each monthly period AMR does not meet ninety percent (90%) zone response time reliability for Bravo, Charlie, Delta, Echo, or eighty-five percent (85%) zone response for Alpha and Omega for the overall system. Any sums due and payable hereunder by AMR shall be payable, not as a penalty, but as liquidated damages representing an estimate of probable loss by the performance deficiency. The Cities shall be entitled, but not required, to withhold from any amounts otherwise due AMR, the amount then believed by the Cities to be adequate to recover applicable liquidated damages. If and when AMR achieves the performance standards, for any month which any City has withheld payment, such City shall promptly release to AMR those funds withheld, but no longer applicable, as liquidated damages.
14. **Notice of Default and Opportunity to Cure.** Except as otherwise provided in Section 17 of this Agreement, the Cities shall have the right to terminate or cancel this Agreement or to pursue any appropriate legal remedy in the event AMR materially defaults on this Agreement and fails to correct or cure such default within thirty (30) days following the service on it of a written notice by the City or Cities specifying the default or defaults complained of and the date of intended termination. Likewise, AMR shall have the right to terminate or cancel this Agreement or to pursue any appropriate legal remedy in the event that the Cities materially default on this Agreement and fail to correct or cure such default within thirty (30) days following the service on it of a written notice by AMR specifying the default or defaults complained of and the date of intended termination. If the Agreement is terminated pursuant to this paragraph, AMR shall be entitled to compensation for services provided up to and including the date of termination stated in the termination notice.
 - a. Definitions of Material Default: Conditions and circumstances that shall constitute a material default by AMR shall include but not be limited to the following:
 - i. Failure of AMR to conduct its City 9-1-1 response operation in substantial compliance with the requirements of the applicable Federal, State, and Local laws, rules, and regulations. Minor infractions of such requirements shall not constitute a major default but willful and repeated defaults shall constitute a material default;
 - ii. Falsification of data supplied to the Cities by AMR in the course of its City 9-1-1 operations, including by way of example but not by way of exclusion: dispatch data, patient report data, response time data, financial data, or any other data required under this Agreement;
 - iii. As defined by the Cities, repeated failure to maintain equipment in accordance with good maintenance practices;
 - iv. Deliberate, excessive, and unauthorized scaling down of operations to the detriment of performance without consultation with the Cities including, but not limited to, recurring, intentional, or routine failures to meet the requirements of the Operational

Page 4 of 20


PDF File of complete contract is attached to the agenda item.



QUESTIONS



Finance and Purchasing



COVID 19 Reserve & ARPA Spend Update

ARPA Reporting

Fulton County Government American Rescue Plan Report as of 2/13/2025

Project/Initiative	Budget Amount	Approved by the BOC	Contracted (Y/N)	Encumbrance	Expenditure	Difference	Comment	Active or Completed
Behavioral Health Crisis Center	16.1	Yes	Yes	0.0	16.07	-	Remaining purchase orders of \$38.4k	Active
Developmental Disabilities Training Center	5.3	Yes	Yes	5.3	-	-	In progress	Active
Infrastructure Modernization (141 Pryor)	31.6	Yes	Yes	28.7	2.85	-	In progress	Active
Court Backlog Project - ORCA	79.3	Yes	Yes	0.1	79.21	(0.0)	Remaining purchase orders for services performed through 12/31/24 for Superior Court	Active
Fulton Fresh 2025 and 2026	0.4	Yes	Yes	0.4	-	-	Project encumbered.	Active
Living Assistance	0.5	Yes	Yes	0.5	-	-	Project encumbered.	Active
Tiny Homes	1.5	Yes	Yes	-	1.50	-	Project encumbered.	Active
IT Virtual Support - External Website	0.3	Yes	Yes	-	0.31	-	In progress	Active
IT Virtual Support -Cloud Based ERP	9.7	Yes	Yes	6.93296	2.74	-	In progress	Active
IT Virtual Support - Cybersecurity Betterment	1.7	Yes	Yes	1.72567	-	-	In progress	Active
General Administration	0.6	Yes	Yes	-	0.56	-		Completed
Fulton Fresh 2024	0.1	Yes	Yes	-	0.12	-		Completed
Vaccine and Testing	1.2	Yes	Yes	-	1.21	-		Completed
Vaccine and Testing - FEMA 10%	0.3	Yes		-	0.33	-		Completed
Summer Youth Training Program 2024	0.5	Yes	Yes	-	0.50	-		Completed
Safety Net Services - Community Services Pr	7.8	Yes	Yes	-	7.76	-		Completed
Emergency Rental Assistance								
Administrative Costs	8.9	Yes	Yes	-	8.85	-		Completed
Child Care	0.4	Yes	Yes	-	0.37	-		Completed
Day Porters / Cleaning	1.6	Yes	Yes	-	1.59	-		Completed
Emergency Rental Assistance	4.0	Yes	Yes	-	4.00	-		Completed
Food Insecurity	4.1	Yes	Yes	-	4.12	-		Completed
Fulton Fresh 2022	0.3	Yes	Yes	-	0.25	-		Completed
Fulton Fresh 2023	0.3	Yes	Yes	-	0.25	-		Completed
Grady Hospital	11.0	Yes	Yes	-	11.00	-		Completed
Employees Covid Healthcare	4.0	Yes	N/A	-	4.00	-		Completed




ARPA Reporting

Fulton County Government American Rescue Plan Report as of 2/13/2025

Project/Initiative	Budget Amount	Approved by the BOC	Contracted (Y/N)	Encumbrance	Expenditure	Difference	Comment	Active or Completed
Pandemic Proof County Facilities	0.4	Yes	Yes		0.44	-		Completed
Air Handling Units - County Buildings	1.4	Yes	Yes		1.35	-		Completed
Vaccine Incentive Program	0.4	Yes	Yes	-	0.40	-		Completed
Job Training	0.7	Yes	Yes	-	0.65	-		Completed
Lifeline Animal Control	0.5	Yes	Yes	-	0.50	-		Completed
Long Term Revolving Loan Program	3.9	Yes	Yes	-	3.90	-		Completed
Medical Examiner-Forensic Pathology/Transport	0.7	Yes	Yes		0.75	-		Completed
COVID Marketing and Outreach	0.3	Yes	Yes		0.26	-		Completed
Project Care	0.6	Yes	Yes		0.64	-		Completed
PPE- County Employees	1.6	Yes	Yes	-	1.62	-		Completed
Premium Pay for Employees	3.4	Yes	Yes	-	3.37	-		Completed
Summer Youth Training Program 2022	0.5	Yes	Yes	-	0.48	-		Completed
IT Virtual Support - Broadband/Communications	1.2	Yes	Yes	-	1.16	-		Completed
Infrastructure Modernization (Tax Assessor Relocation)	-	No	No	-	-	-	Previously proposed use of interest earnings	Proposed
Health Infrastructure Project Contingency (BHCC, DDTC, etc.)	-	No	No	-	-	-		Proposed
Medical Debt Extinguishment Program	-	No	No	-	-	-		Proposed
Federally Qualified Health Center Assistance	-	No	No	-	-	-		Proposed
Diversion Center	-	No	No	-	-	-		Reallocated
	206.8			43.6	163.1	(0.0)		
	Budget Amount	Approved by the BOC	Contracted (Y/N)	Encumbrance	Expenditure	Difference		





Financial/Performance Measures Update

Monthly Financial Report

General Fund Expenditure Analysis 2024 vs 2025 - January

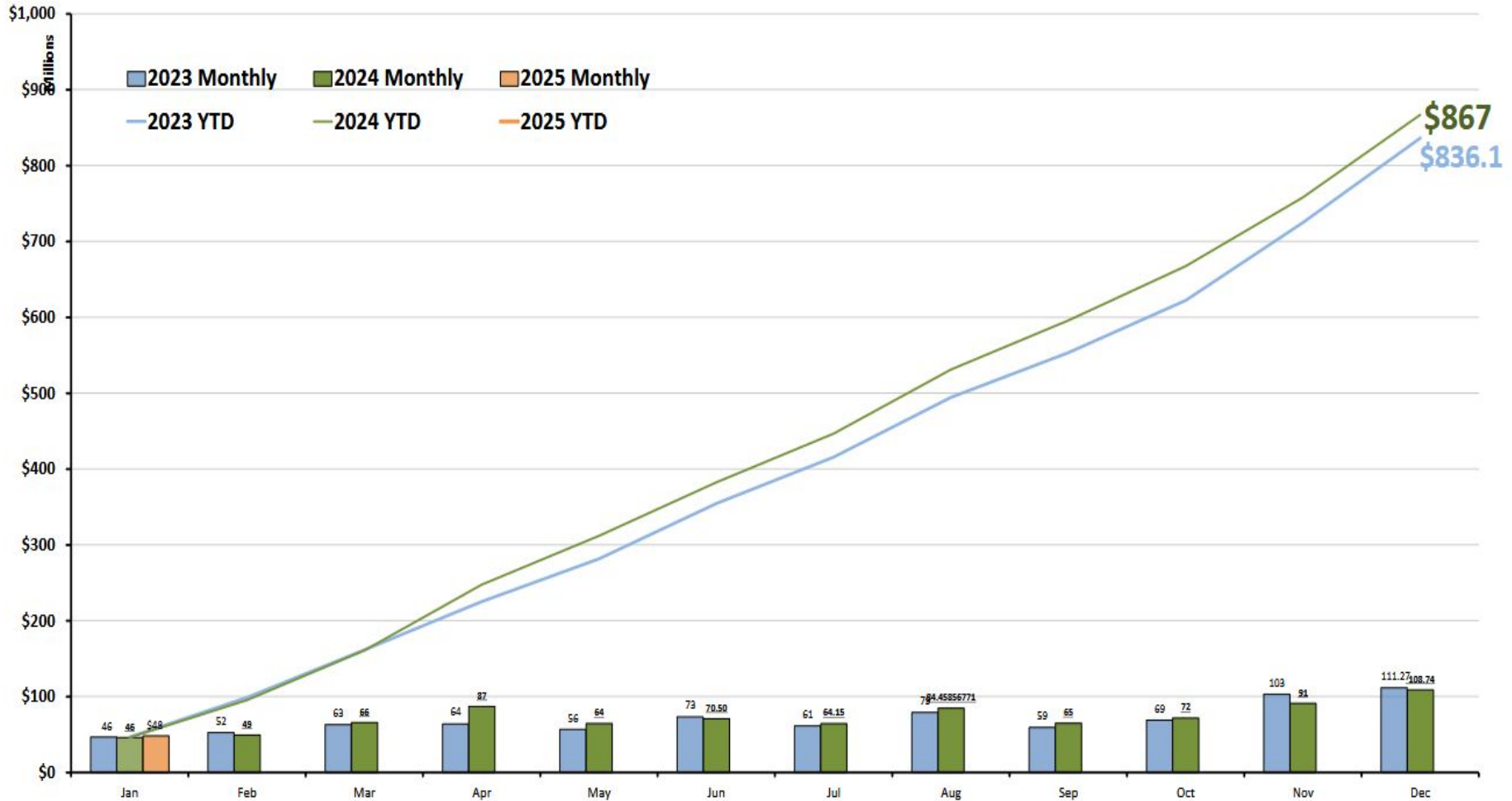
Department		2024			2025			(C/D)-(A/B)
		A	B	A/B	C	D	C/D	
		YTD 2024 Exp	2024 -Budget	%	YTD 2025 Exp	2025 Budget	%	
Arts & Culture	181	\$ 238,044	\$ 7,831,578	3%	\$ 237,168	\$ 6,090,899	4%	1%
Behavioral Health	755	\$ 229,228	\$ 18,607,401	1%	\$ 282,088	\$ 19,655,052	1%	0%
Board of Health	750	\$ 52,283	\$ 11,150,587	0%	\$ 47,899	\$ 11,050,000	0%	0%
Child Attorney	237	\$ 283,606	\$ 3,907,114	7%	\$ 295,492	\$ 3,930,086	8%	0%
Commission Districts	101	267,921	4,429,761	6%	\$ 345,284	\$ 5,065,339	7%	1%
Community Development	121	208,236	11,465,880	2%	\$ 225,148	\$ 10,405,955	2%	0%
County Attorney	235	422,500	5,069,994	8%	\$ 465,591	\$ 5,587,092	8%	0%
County Comm Clerk	110	218,209	1,410,664	15%	\$ 221,850	\$ 1,398,473	16%	0%
County Manager	118	255,553	4,058,114	6%	\$ 291,081	\$ 4,275,412	7%	1%
County Marshal	419	523,470	7,769,055	7%	\$ 571,562	\$ 8,128,058	7%	0%
District Attorney	480	2,463,767	37,046,261	7%	\$ 2,615,673	\$ 39,354,311	7%	0%
Diversity and Civil Rights	186	90,769	1,677,587	5%	\$ 87,262	\$ 1,675,883	5%	0%
DREAM	520	1,449,192	41,474,580	3%	\$ 2,336,200	\$ 45,649,766	5%	2%
Economic Development	120	48,311	1,410,872	3%	\$ 117,763	\$ 1,524,606	8%	4%
Emergency Management	335	74,145	1,561,655	5%	\$ 103,391	\$ 2,140,674	5%	0%
Emergency Services	333	129,325	3,418,235	4%	\$ 126,739	\$ 3,478,261	4%	0%
External Affairs	130	159,957	2,821,515	6%	\$ 171,378	\$ 2,985,602	6%	0%
Family & Children's Services	620	1,271	1,684,840	0%	\$ 22,105	\$ 1,684,840	1%	1%
Finance	210	469,800	7,916,858	6%	\$ 522,910	\$ 8,383,491	6%	0%
Grady Hospital	730	517,806	50,601,313	1%	\$ 516,545	\$ 51,535,540	1%	0%
HIV Elimination	270	2,092	140,909	1%	\$ 11,158	\$ 179,910	6%	5%
Human Resources	215	405,658	6,340,229	6%	\$ 407,889	\$ 6,270,385	7%	0%
Information Technology	220	1,211,462	38,309,838	3%	\$ 1,443,139	\$ 43,727,572	3%	0%
Juvenile Court	405	1,110,682	16,904,608	7%	\$ 1,320,466	\$ 18,150,397	7%	1%
Library	650	1,819,475	30,554,505	6%	\$ 1,943,638	\$ 31,557,685	6%	0%
Magistrate Court	422	366,405	4,824,167	8%	\$ 394,086	\$ 5,161,258	8%	0%
Medical Examiner	340	433,726	6,608,673	7%	\$ 460,190	\$ 6,586,101	7%	0%
Non-Agency	999	7,826,676	228,773,167	3%	\$ 9,413,041	\$ 249,159,911	4%	0%
Office of the County Auditor	119	110,647	1,453,528	8%	\$ 104,279	\$ 1,633,708	6%	-1%
Police	320	898,958	12,975,507	7%	\$ 997,625	\$ 14,047,164	7%	0%
Probate Court	410	344,863	5,814,691	6%	\$ 494,660	\$ 6,482,323	8%	2%
Public Defender	490	1,868,029	26,837,287	7%	\$ 2,225,860	\$ 27,547,416	8%	1%
Public Works	540	41,667	500,000	8%	\$ 41,667	\$ 500,000	8%	0%
Purchasing	230	308,658	4,871,926	6%	\$ 329,341	\$ 5,130,323	6%	0%
Regis & Elect	265	328,537	39,181,842	1%	\$ 358,592	\$ 22,408,078	2%	1%
Senior Services	183	1,554,222	28,408,575	5%	\$ 1,725,798	\$ 30,286,934	6%	0%
Sheriff	330	11,006,351	147,964,724	7%	\$ 7,277,595	\$ 153,787,661	5%	-3%
State Court-All Judges	421	485,321	6,900,659	7%	\$ 516,622	\$ 7,181,411	7%	0%
State Court-General	420	583,472	8,969,732	7%	\$ 653,452	\$ 9,232,810	7%	1%
State Court-Solicitor	400	830,779	13,040,495	6%	\$ 949,851	\$ 13,209,975	7%	1%
Superior Court-All judges	451	728,797	9,824,079	7%	\$ 759,108	\$ 10,278,927	7%	0%
Superior Court-Clerk	470	1,594,149	23,373,956	7%	\$ 2,039,199	\$ 23,526,563	9%	2%
Superior Court-General	450	1,544,103	25,026,337	6%	\$ 1,897,247	\$ 26,804,150	7%	1%
Tax Assessor	240	1,192,816	21,943,164	5%	\$ 1,491,967	\$ 23,022,579	6%	1%
Tax Commissioner	245	1,286,621	19,253,694	7%	\$ 1,330,392	\$ 19,900,404	7%	0%
Grand Total		\$ 45,987,564	\$ 954,110,157	5%	\$ 48,189,989	\$ 989,772,985	5%	0.0%

C/D Color Legend
8.3% of the Year (Jan)



Monthly Financial Report

Monthly and Cumulative Expenditures for the General Fund 2023 2024 and 2025



Monthly Financial Report


General Fund Summary

Personnel Vacancy Analysis 2025 -January- Full Time Permanent Positions

Department	FY25 YTD Expense	FY25 Budget	Perm. Pos.	Personnel Count and Vacancies / Full Time Permanent												Avg. Vac. TD	
				2025													
				Jan	Feb	Mar	Apr	May	Jun	Jul	Aug	Sept	Oct	Nov	Dec		
Commission Districts	321,591	4,236,436	32	8													25%
County Comm Clerk	80,034	1,077,776	9	1													11%
County Manager	287,764	3,575,425	20	0													0%
County Auditor	102,986	1,493,541	8	0													0%
Community Development	215,937	2,923,477	25	4													16%
External Affairs	167,657	2,362,828	18	2													11%
Arts & Culture	228,950	3,060,530	29	1													3%
Senior Services	727,515	10,326,743	113	8													7%
Diversity and Civil Rights	78,898	1,361,507	11	1													9%
Finance	500,684	7,353,283	60	5													8%
Human Resources	382,130	5,041,540	44	3													7%
IT	1,197,360	17,579,219	123	21													17%
Purchasing	321,551	4,290,220	38	3													8%
Child Attorney	288,671	3,753,135	23	1													4%
Tax Assessor	1,267,295	17,420,138	190	15													8%
Tax Commissioner	1,260,978	16,247,118	190	6													3%
Regis & Elect	351,695	4,496,241	42	5													12%
HIV Elimination	10,908	171,910	1	0													0%
Police	516,159	6,601,819	69	7													10%
Sheriff	6,905,880	93,525,838	969	152													16%
Emergency Services	125,091	1,538,801	16	0													0%
Emergency Management	103,263	1,376,464	9	0													0%
Medical Examiner	418,514	5,575,976	44	2													5%
State Court-Solicitor	929,756	12,256,979	104	11													11%
Juvenile Court	1,251,208	16,256,532	162	18													11%
Probate Court	435,586	5,641,437	53	2													4%
County Marshal	541,731	7,301,842	72	5													7%
State Court-General	564,798	7,803,317	69	3													4%
State Court-All Judges	510,288	6,798,874	40	2													5%
Magistrate Court	384,803	4,643,854	21	0													0%
Superior Court-General	1,544,731	20,932,169	196	12													6%
Superior Court-All Judges	735,734	9,540,772	80	1													1%
Superior Court-Clerk	1,459,206	20,469,201	208	20													10%
District Attorney	2,471,983	33,473,133	265	21													8%
Public Defender	1,910,895	25,283,525	163	6													4%
DREAM	1,084,211	16,005,126	174	23													13%
Library	1,788,883	25,303,340	303	40													13%
Behavioral Health	272,650	3,883,599	55	17													31%
Non-Agency	5,362,621	68,574,500	0	0													#DIV/0!
Economic Development	82,624	1,096,712	6	0													0%
Grand Total	\$ 37,193,220	\$ 500,654,877	4054	426													11%



*Vacant positions in the County's HR system as of 2/03/2025. Does not include an internal department reconciliation of positions which may include active job offers, FMLA, military leave and other off-payroll positions.



QUESTIONS




**Monthly Emergency
Purchase Orders & Monthly
CM Contract Approval**

EMERGENCY PURCHASE ORDERS AND CONTRACTS

**No Emergency Procurements to Report
for the period 1/11/2025 – 2/13/2025**

County Manager Contract Approvals Less Than \$100K

DATE	CONTRACTOR/VENDOR NAME	CONTRACT PURPOSE	DEPARTMENT	AMOUNT
1/20/2025	CUSSION, LLC	Food Services for Accountability Court Programs	Superior Court Administ	\$30,000.00
1/24/2025	GLENN A. KING	Independent Contractor to provide Purchasing System	Purchasing & Contract C	\$100,000.00
1/30/2025	ABACUS CORPORATION	Temporary Staffing Services - Senior Services (Administ	Senior Services	\$77,895.00
2/11/2025	AGNI ENTERPRISES DBA HEAD TO HEELS SAFETY SUPPLIES	Janitorial Supplies and Equipment	DREAM	\$20,000.00
2/12/2025	GLINE COLLISION LLC (FORMERLY MAIRS COLLISION)	Vehicle Painting & Bod Repair Services	DREAM	\$15,000.00



QUESTIONS