

# Fulton County COVID-19 Vaccination Update


March 5, 2021 BOC Mayor's Meeting

# Incident Response Update

## COVID in Fulton



Average cases per capita



# FULTON COUNTY COVID-19 Vaccine Status Dashboard

Information updated as of 3/1/21

Learn more at [www.fultoncountyga.gov/COVID-19](http://www.fultoncountyga.gov/COVID-19)



46,914

**First Doses Given**  
*through Monday, March 1, 2021*



26,457

**Second Doses Given**  
*through Monday, March 1, 2021*



73,371

**Total Vaccines Administered**  
*through Monday, March 1, 2021*



7,500

**First Doses Scheduled**  
*Week of 3/1/21*



7,500

**Second Doses Scheduled**  
*Week of 3/1/21*



GROUP  
1A

**Vaccination Group**  
*As of Monday, March 1, 2021*

# Incident Response Update (Vaccine)

## Fulton County

### VACCINES ADMINISTERED

Total

**309,477**

Dose 1

**199,610**

Dose 2

**109,867**

### VACCINES ADMINISTERED PER 100K

Total

**29,866**

Dose 1

**19,263**

Dose 2

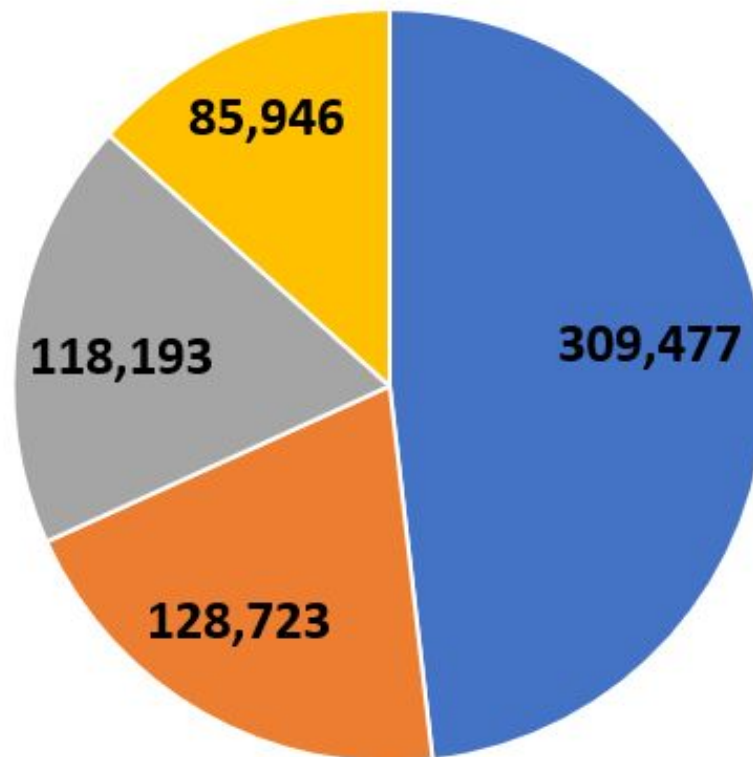
**10,602**

- Fulton County BoH continues vaccinate 1/4th of County's total
- Other locations in county i.e. Hospitals & Commercial
- With the updated additions (school staff) to Phase 1a Phase size could be as high as 300K



# Incident Response Update (Vaccine update)

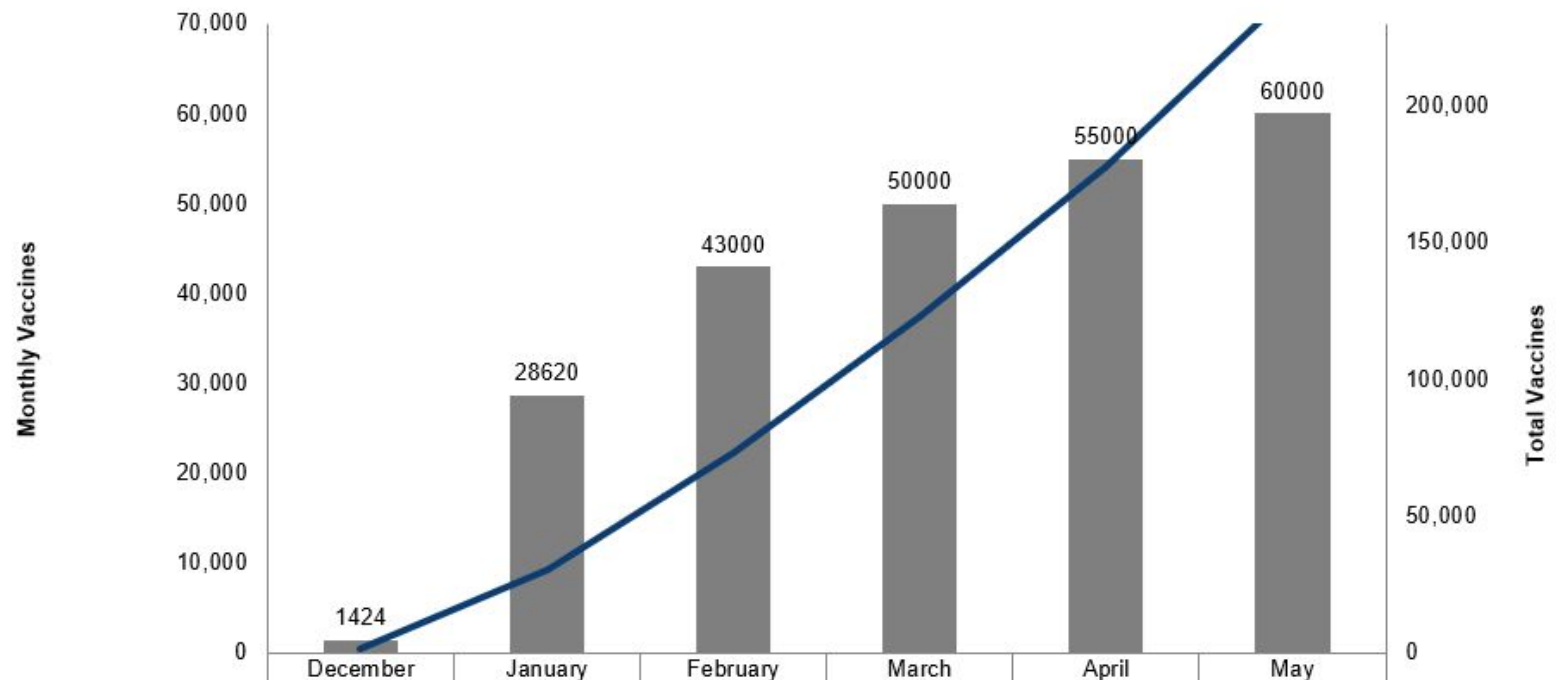
## Regional Vaccine Administered 2/28/2021



■ Fulton ■ Cobb ■ Dekalb ■ Gwinnett

# Incident Response Update (Vaccine)

## Vaccine Ramp Up



Monthly Vaccines	1424	28620	43000	50000	55000	60000
Total Vaccines	1426	30046	73,046	123,046	178,046	242,046
<b>Clinicians</b>	6 needed	24 needed	48 Needed	60 Needed	60 Needed	60 Needed
Mercedes Benz	N/A	10	20	30 increase POD	30	30
Aviation	3	6	12	12	12	12
North Point	3	8	16	18	18	18
<b>Distribution Points</b>	3	3	3 + 2 mobile	3 + 4 mobile	3 + 6 mobile	4 + 8 mobile
<b>Vaccine Supply</b>	2000	30,000	45,000	48,000	50,000	60,000

# Incident Response Update (Vaccine)

## Rollout Plan - Timeline

- ❖ The complete vaccination plan includes 4 distinct Phases
- ❖ Phase 1 BoH has 3 sub-Phases
- ❖ Vaccinations will be initially administrated in three fixed locations
- ❖ Fixed locations and mobile units will be utilized in all Phases of the plan



Phases	1a	1b	1c
Groups Covered:	Public Safety, LTCF, 65+ y/o & Caregiver, School Staff, Med Fragile	Essential Workers i.e. Critical Infrastructure / Transportation / Courts /	Persons aged 16-64 with comorbidities
Estimated Population:	11,000 PS / 10 LTCF 132,000 65+ y/o & Caregiver / School 20,000 / MF 6,000	Estimated 150,000	Estimated 360,000 Comorbidities
Locations:	4700 / GICC / MBS / Mobile / Equity Strike Team	4700 / GICC / MBS Partnerships / Mobile	4700 / GICC / MBS Partnerships / Mobile

# Incident Response Update (Vaccine)

## Mobile Vaccination



- First Mobile Unit was deployed on 01/20/21 to vaccinate LTACs and Nursing Homes.  
(1,150 vaccinations to date)
- First Equity Strike Team deployed 02/17/21 to remove barriers for vaccination access.  
(1,000 vaccinations to date)
- Additional Mobile units will be activated when sustained vaccine supply exists:
  - Anticipated supply increase 04/01/21
  - A total of 5 Mobile Units & 1 Strike Team will administer vaccinations.
- Vaccination locations will be selected by populations served in the current vaccine phase:
  - Underserved locations will be prioritized
  - Partner with faith-based organizations
  - Leverage municipal partnerships





Consolidated Appropriations Act, 2021: Title V

# EMERGENCY RENTAL ASSISTANCE

March 5, 2021 Board of  
Commissioners Mayor's Meeting

# EMERGENCY RENTAL ASSISTANCE

## ACHIEVED

- ❑ Successfully **met target launch date** MARCH 1, 2021
- ❑ Media packet and marketing **materials provided to Mayors**
- ❑ Community **Non-Profit engagement session** held (117 organizations registered)
- ❑ **Magistrate Court briefed** and engaged to refer

## UPDATE

- ❑ Made decision to **handle payments internally**
- ❑ Anticipated but accelerated pace of applications

# EMERGENCY RENTAL ASSISTANCE

Information as of EOD 3/1/21

**855**

Total # Calls Taken

Answered	426
Abandoned	415



Referrals **40**

Phone Apps **274**

**322**

Total # Landlord Applications

In Progress	228
Submitted	94



Adjudicated **0**

Paid **0**

**4653**

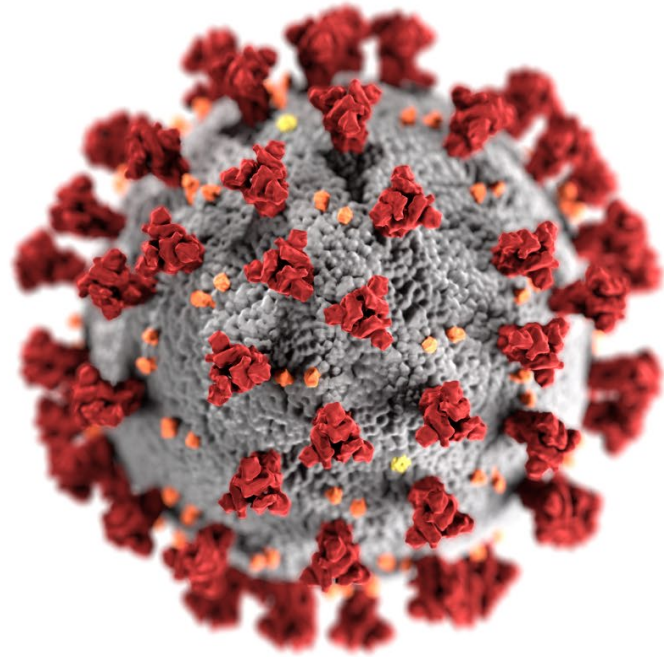
Total # Tenant Applications

In Progress	2967
Submitted	1686



Adjudicated **0**

Paid **0**



# Fulton County Government **CAREs Act Fund Update**

December 31, 2020



# Budget vs Commitments (CAREs)

<i>in millions \$</i>		Amended Budget Budget	Expensed	% Budget Used
Community Relief April 1 & June 3	Resident Support	9.2	9.2	100%
	Homelessness	1.4	1.4	100%
	Economic Relief	7.7	7.7	100%
		18.3	18.3	100%
Health Response	Testing Plan	11.3	11.3	100%
	<b>SPOC - Mobile Site Operations</b>	3.4	3.4	100%
	BOH Response & Mental Health	0.0	0.0	100%
		14.7	14.7	100%
Operational Stability	General (PPE,Elections, Commu, Prof Serv., Other)	24.6	24.6	100%
	<b>Cleaning Costs</b>	2.8	2.8	100%
	Personnel - Hazard Pay, Overtime, Childcare, Public Safety	18.3	18.3	100%
	<b>Health Care Costs &amp; Unemployment</b>	0.7	0.7	100%
		46.4	46.4	100%
Municipal Assistance	Reimbursable Costs	25.0	25.0	100%
Funding Available		104.5	104.5	100%
		Total Paid	\$ 104.5	

Balances may not add due to rounding

# Changes to Budget and Commitments

## Budget Changes

<i>In Millions \$</i>	12-Dec	Change	31-Dec
Community Relief	18.8	(0.5)	18.3
Health Response	18.6	(3.8)	14.7
Operational Stability	42.1	4.3	46.4
Municipality Reserve	25.0	-	25.0
Second Wave	-	-	-
<b>Total</b>	<b>\$104.5</b>	<b>\$0.0</b>	<b>\$104.5</b>

Balances may not add due to rounding

## Commitment Changes

Values in \$ Millions

	<b>Reduction</b> - \$7.9M	<b>Increase</b> +\$7.9M	
<b>Committed</b> 12.12.2020			<b>Committed</b> 12.31.2020
<b>\$104.5 M</b>			<b>\$104.5 M</b>

### Reduction

Comm. Relief - Job Program	\$ (500,000)
Testing Plan BOH	(3,730,000.0)
SPOC Operation	(100,000.0)
Gen. Oper. PPE, Elections, Prof.:	(3,530,000.0)

### Increases

Public Safety Payroll	\$ 7,700,000
Healthcare Costs	160,000.0

# Detail of POs (CAREs)

PO	Comment	Paid
Emergency Management Services International, IEMA Consult+PO Increase		793,176
SHI	DocuSign	273,864
CRM SERVICES LLC	Cleaning Services/ Includes Jail	1,425,524
Spec Medical, Inc.	Lumin Mask UV	40,350
CONTAINER TECHNOLOGY INC	ME- Refrigerators	40,000
MJ Consulting and Services	Cleaning Services	81,431
GC & E SYSTEMS GROUP	ME- Electric Work Refrig. Trailers	12,998
Pilip Customs Inc	Ambulance Rental	109,410
Key Tracer Systems, Inc.	Facial Scan Temp	206,185
VDS	Cleaning Services	668,195
626 Holdings LLC	ME - X Ray Machine	10,400
TSG Solutions Recovery Services LLC	Sanitizer + Surg Masks	2,372,040
BlueAlly	Laptops including Project Apollo	755,835
Dell Marketing Corp	Laptops Including Elections	1,723,975
American Security Cabinets, Inc	Ballot Boxes	39,644
ULINE, INC.	Warehouse Equipment	87,287
MOPEC INC.	ME- Tables	14,577
Fastenal	Masks + Gloves	1,885,026
Daniels Wood Land Inc	Masks	518,200
CRM CONSTRUCTION SERVICES LLC	Cleaning Services	9,465
D2G GROUP LLC	Printing	3,655
PTS SCREEN PRINTING	Printing	74,490
ALLAN VIGIL FORD OF FAYETTEVILLE	Logistics Vehicles	290,206
UNITED STATES POSTAL SERVICE	Elections Postage	870,000
Porter Family Limited Partnership	Sanitizer	234,441
Perimeter Office Products	Spray Disinfectant / Sanitizer	1,650
Bestwerks Optimization Solution Services, LLC	Protective Face shields	844
Illinois Avenue Partners	Sneeze Guard	42,650
PEOPLES JANITORIAL SERVICES INC	Electro Sprayer	5,533
PRIME CONTRACTORS INC	Renovations Warehouse	12,804
HOME DEPOT	Cleaning Supplies	12,981
M2 Consulting, Inc.	PPE Tracking	55,753

PO	Comment	Paid
Infobase Holdings, Inc.	E- Materials - Library	22,100
MIDWEST TAPE LLC	E- Materials - Library	200,000
OVERDRIVE, INC.	E- Materials - Library	250,000
Linkedin Corporation	E- Materials - Library	48,000
Library Ideas, LLC	E- Materials - Library	28,500
Value line Publishing LLC	E- Materials - Library	104,505
Kanopy, Inc.	E- Materials - Library	337,500
Paper Education Company Inc.	E- Materials - Library	377,500
JO-ANN STORES INC	E- Materials - Library	21,000
FULL CIRCLE RESTORATION & CONSTRUCTION	Cleaning	514,139
BELFOR USA	Cleaning	309,269
CHECKREIN CONSULTING, LLC	COVID Work Che	90,000
TRINITY PRESS	Printing	8,899
Laird Plastics Inc	Plastic Guard Screens	133,996
MOORE PARTNERS, INC.	Signage Projects Elections Libraries	29,653
HEALTH PLUS TRANS, LLC	Gowns and Gloves	1,112,832
CAPSTONE GLOBAL LIBRARY, LLC	E- Materials - Library	69,331
Cinergex Solutions LTD.	Surgical Masks	1,000,000
AA Mills 2016 LLC	Surgical Masks	708,340
DIVERSIFIED MAINTENANCE-RWS,LLC	Day Porters	17,259
CHI-ADA CORPORATION	Day Porters	98,097
A-ACTION JANITORIAL SERVICE INC	Day Porters	99,891
QUALITY CLEANING SERVICE	Day Porters	37,085
Olde Maid Janitorial Services	Day Porters	65,086
ABM Industry Groups, LLC	Day Porters	52,361
AMERICAN FACILITY SERVICE, INC.	Day Porters	71,130
Care.com, Inc.	Child Care	349,450
MTI LIMO & SHUTTLE SERVICES, INC.	Shuttle	72,060
Integrated Facility Management, LLC	Sanitizer	307,810
New Fitzco LLC	Marketing Campaign	1,072,944
Bakotic Pathology Associates LLC	Testing	6,228,675
O & M Halyard Inc.	Gloves and Masks	162,483

# Detail of POs (CAREs – Continued)

PO	Comment	Paid
Masters Telecon LLC	Warehouse Telecom	3,070
VERIZON WIRELESS SERVICES, LLC	Wireless Service Warehouse	2,407
Brooks Environmental Solutions	Waste Disposal	34,675
KRONOS, INC.	Touchless Time Tracking	278,324
ARK TEMPORARY STAFFING LLC	Temporary Staff	842,544
Execusource, LLC	Temporary Staff	470,061
The Black Cross, LLC	Marketing Campaign	240,006
PEOPLE'S JANITORIAL SUPPLIES	Janitorial	19,840
DOMINION VOTING SYSTEMS, INC.	BMDs and License - Elections - Testing	1,912,572
CORPORATE TEMPS	Varehouse Temp Staff	53,123
Douglas K Monje	PPE Clerk	3,300
CDW GOVERNMENT INC	IPADs Elections	256,732
Election Works Inc	Sneeze Guard + Tables	1,336,909
CLASSIC TENTS & EVENTS	BOH and Tax Comm Tents and Chairs	293,303
COMFORT ZONE PORTABLES	Portapoties BOH	41,425
Watson Furniture Group, Inc.	Pelxi-Glass	14,325
HROBOWSKI-HOUSTON LAW	Sup Court - Backlock Pos.	4,059
Roslyn Grant Holcomb	Sup Court - Backlock Pos.	451
A BETTER SIGN	Signange Project - Printing	6,393
SPEEDPRO IMAGING	Signange Project - Printing	6,291
A&A ALL COUNTY MONITORING SERVICE	Ankle Monitoring	166,200
EAGLE ADVANTAGE SOLUTIONS INC	Police Background Review Equip	14,126
GCE SYSTEMS GROUP	ME Additional Electrical Work	17,613
KMAC Enterprises, Inc	EMA Vehicle Supplies / Repairs	2,873
PRESIDIO NETWORKED SOLUTIONS	Project Apollo	232,999
HAWK CONSTRUCTION COMPANY LLC	Project Apollo	132,000
GEORGIA CABLING AND ELECTRIC	Project Apollo	184,794
MCGARITY'S	Cleaner Spray PPE	16,246
GOODWILL INDUSTRIES OF NORTH GA	Job Program	1,988,500
OUTFRONT MEDIA Inc	Job Training Media	49,500
Entercom Communications Corp	Job Training Media	10,000
iHeartMedia	External Affairs Advertising	34,757

PO	Comment	Paid
CORE Community Organized Relief Effort	SPOC	3,000,000
H&M Development and Management, LLC	COVID-19 Printing (Posters, Flyers)	11,245
Executive Parking Systems	BOH Parking	35,875
JECKIL PROMOTIONS, INC.	BOH Masks outside of PPE	755,476
W W GRAINGER	UV Gainger	8,529
AIR FILTER SALES & SERVICE, INC	Additional Air Filters	9,060
Zoom Video Communications, Inc.	Virtual Communication	28,657
OFFICE DEPOT	Warehouse Office Supplies	543
JOHNSON CONTROLS, INC	Jail Air System Fulters	730,795
BearCom Operating LLC	Equipment for the Warehouse Vehicles	42,513
BOOKER PROMOTIONS	Supplies for the BOH	15,883
DELL COMPUTER CORPORATION	PC equimpment BOH	271,380
ENVIRONMENTAL TECH PRODUCTS	Hand Sanitizer Dispensers	9,982
GEORGIA TECHNOLOGY AUTHORITY	Laptops Board of Health	28,670
HENRY SCHEIN INC	Gloves	49,452
RUNBECK ELECTION SERVICES, INC.	Paper Ballots	223,373
St. James Place Partners LLV	Sneeze Guards - Elections	16,630
LAYTON X-RAY SERVICES, INC.	Thinkstation Windows 10 /	10,630
A L S VAN LINE SERVICES, INC.	Election Movers	42,252
Alexandra Manning	Sup Court - Backlog Pos.	13,079
Cafe Cubism Inc.	Meals Elections Warehouse /COVID	20,365
Onepath Systems, LLC	A/V support for ordering Monopods	34,377
Peachtree Equipment	Ltghttower for Testing Areas	55,800
Robinson Inc.	Fuel Tank Warehouse	8,841
AED Brands, LLC	Shirts BOH	9,565
GLOBAL INDUSTRIAL EQUIPMENT	Hand Sanitizer Stands	1,182
MECHANICAL SERVICES INC	Repair 4700 Building	4,620
Middleton's Mortuary Transport	Transportation Costs Morgue	22,350
SIGN GALLERY INC.	Signange Clerk of Superior and Mag.	8,128
BROWN ELECTRICAL SERVICES, LLC	Warehouse Supplies/Equipment	25,660
GEORGIA WORLD CONGRESS CENTER	Warehouse COVID / Invoice	39,212
GRAINGER INDUSTRIAL SUPPLY	Equipment Heathers	16,636
STAPLES ADVANTAGE	Supplies Multiple	9,104
Total Pos Paid		40,901,766



# Other Payments (CAREs)

Wires and Other Disbursements		Paid
Relief Package - Other than Job Program	Relief Funding	16,258,226
Public Safety Payroll	Operational Stability	13,108,404
Hazard Pay	March through June 19	4,666,150
PPE First Shipment - Mask	PPE	580,000
PPE Second Shipment - Mask and Gloves	PPE	549,143
TSG - Solutions	PPE -Sanitizers	130,688
CGCC - Canada - Masks	PPE - Masks	119,000
Key Tracer Systems, Inc.	Facial Scan Temp	83,300
Ankle Monitors	Ankle Monitors	1,740
Pcard Items - and Other	Misc	300,901
Hospitality - 911	Hospitality	19,886
McGuireWoods	Legal Services	144,206
IT PC Refresh -	COVD Portion	568,357
Fire Overtime	Overtime	1,246
BOH Support	HIV Aids Support	45,354
Magistrate & Superior Court	Part Time Positions	144,018
Emergency Management	AFCEMA - Positions	350,000
Municipal Reimbursement	Payment	25,000,000
AT&T Audio Telecom Charges	Payments	80,431
GWCC -Rental-Exhibit Hall B3-	Election Nov	149,226
Elections	Overtime COVID	191,637
Elections	Incentive Payment August COVID	214,606
Elections	Absentee Voter Extractors	167,350
Healthcare Costs	COVID Related Costs Health Insurance	699,474
<b>Total Wires and Other Payments</b>		<b>\$ 63,573,344</b>

<b>Total Paid</b>	<b>\$ 104,475,110</b>
-------------------	-----------------------

# Relief Package and Municipal Reimbursement

## Relief Package

		Paid
Phase 1	<b>Resident Support</b>	
	Meals for Seniors	1,468,751
	Other Assistance /Seniors and Residents	1,782,000
	<b>Homelessness</b>	
	Isolation/ Quarantine	400,000
	Testing	200,000
	<b>Economic Relief</b>	
	Food Insecurity and Economic Assistance	2,698,493
Phase 2	Small Business Relief Assistance Loans	1,500,000
	<b>Resident Support:</b>	
	Meals For Seniors	2,000,000
	Other Assistance /Seniors and Residents	3,900,000
	<b>Homelessness:</b>	
	Support Services	816,600
	<b>Economic Development</b>	
	Job Training	2,053,008
	Small Business Assistance	1,492,382
<b>Total</b>		<b>\$ 18,311,234</b>

## Municipal Reimbursement

City	Allotment Per Population CAP	Paid up to 12/31	Balance	Submission of Advance Payment Documents
Chattahoochee Hills	138,430	138,430	-	Y
Alpharetta	2,804,182	2,804,182	-	Y
East Point	1,455,014	1,455,014	-	Y
Hapeville	272,604	272,604	-	Y
Johns Creek	3,528,706	3,528,706	-	Y
Milton	1,651,603	1,651,603	-	Y
South Fulton	4,136,829	4,136,829	-	Y
College Park	632,446	632,446	-	Y
Fairburn	699,575	699,575	-	Y
Roswell	3,953,591	3,953,591	-	Y
Sandy Springs	4,566,429	4,566,429	-	Y
Palmetto	202,388	202,388	-	Y
Union City	934,505	934,505	-	Y
Mountain Park	23,697	23,697	-	Y
<b>Total</b>	<b>25,000,000</b>	<b>\$ 25,000,000</b>	<b>-</b>	