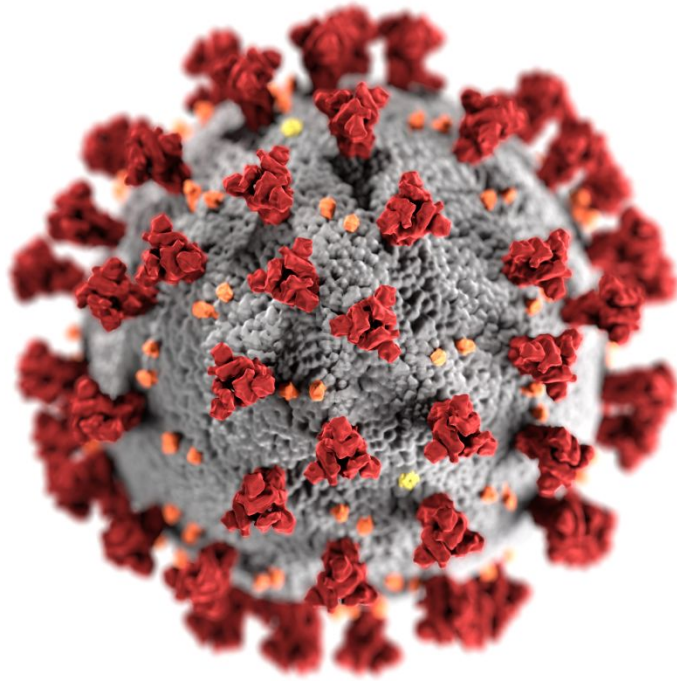


#21-0692



Fulton County COVID-19 Response Update

September 15, 2021
BOC Meeting

OVERVIEW

Incident Response Update

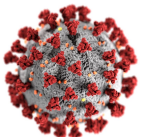
- Statistics
- Vaccination Response
- Mobile Vaccination Implementation

Reopening Update

- ERAP Phase II Update
- CSP Award update
- ORCA Update

2021 COVID Funding Update

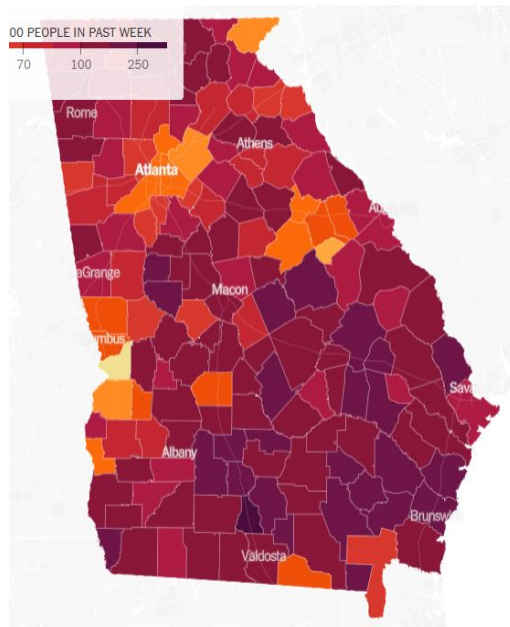
- Update - COVID 19 Reserve
- American Rescue Plan Spend Updates



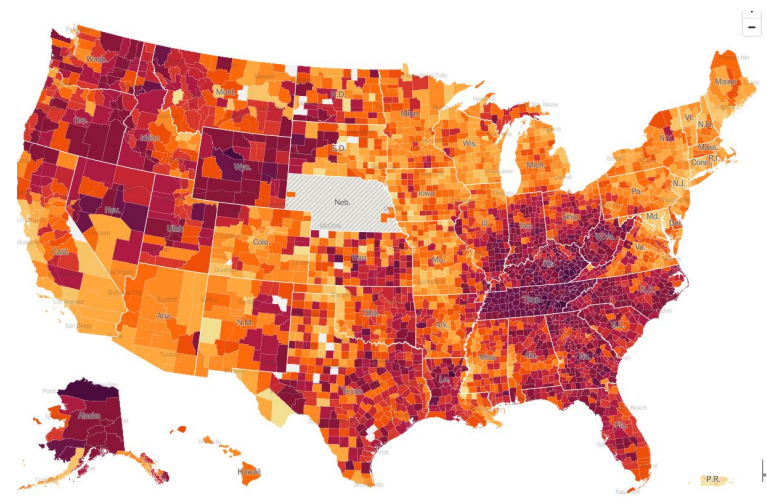
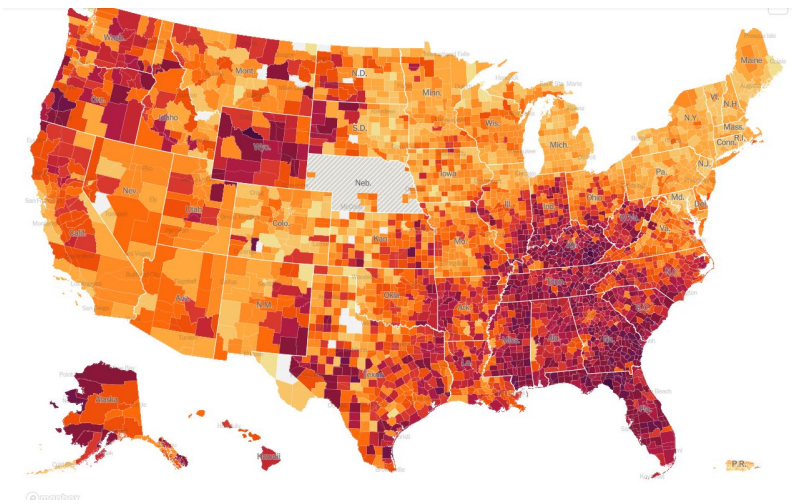
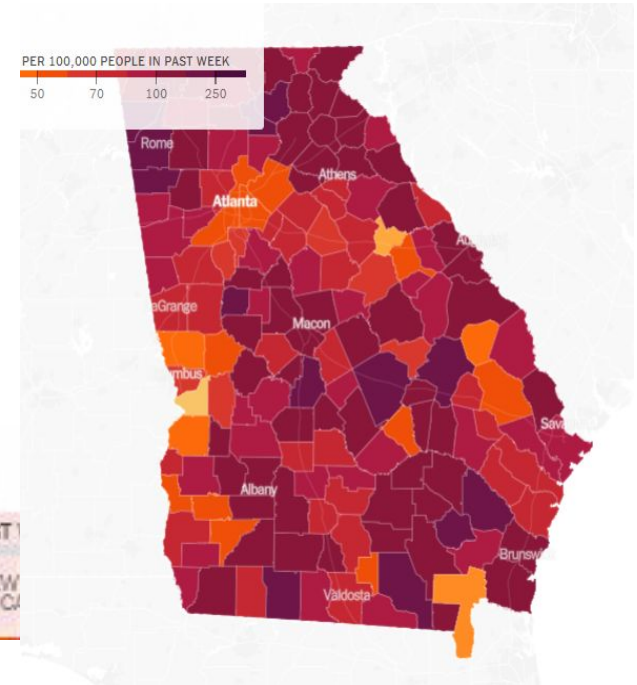
INCIDENT RESPONSE REVIEW

- Cases, hospitalizations, and % positives have plateaued for the last week, while the 7-day average for deaths has increased for 0.7 to 2.7
- Fulton County is currently experiencing dangerous hospital room shortages, with trauma centers and emergency rooms having to periodically go on diversion to allow for decompression
- While the tracked metrics are beginning to trend down, a post holiday bump is expected.
- 3 of 4 major indicators on the Fulton County scorecard are still red.

Incident Response Update (Heat Maps September 1 vs September 15)



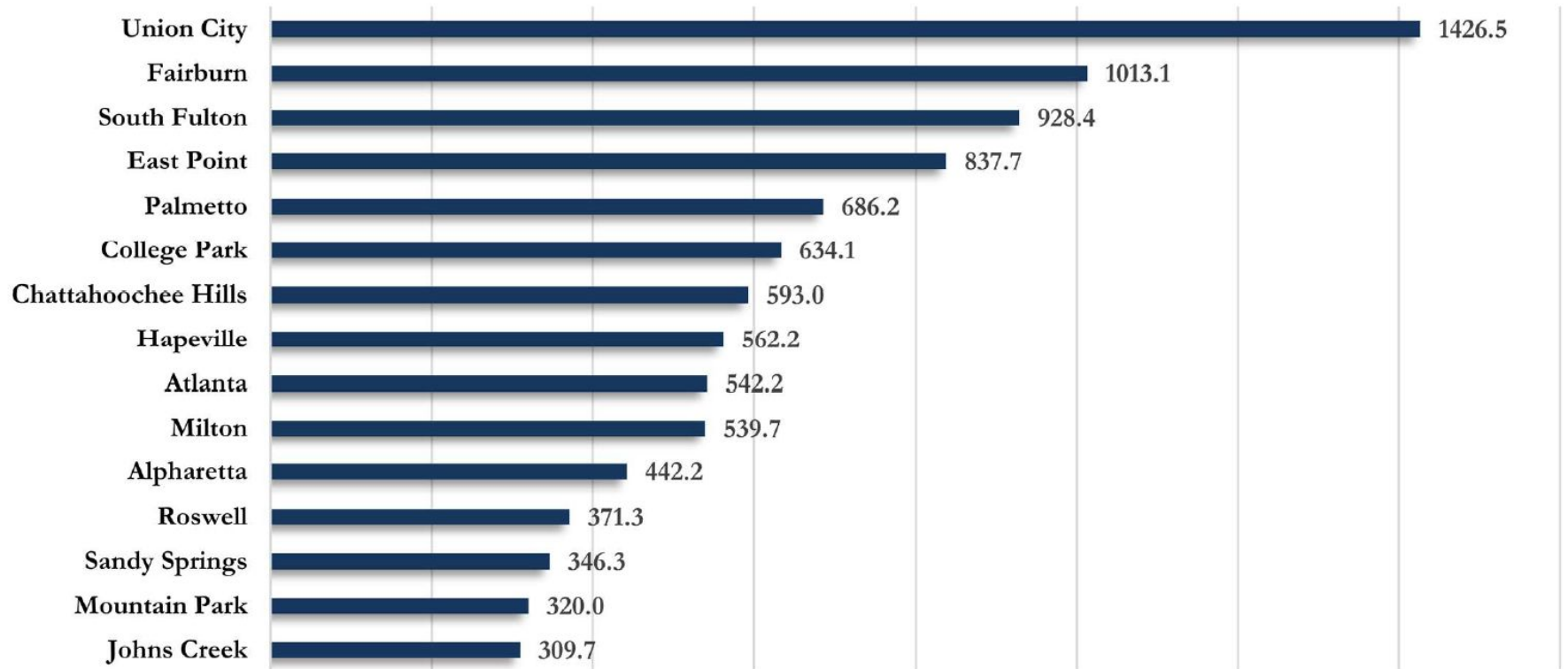
Hot spots



Incident Response Update



Fig. 8. Incidence Rates by Fulton City for Recent 14-day Reporting Period



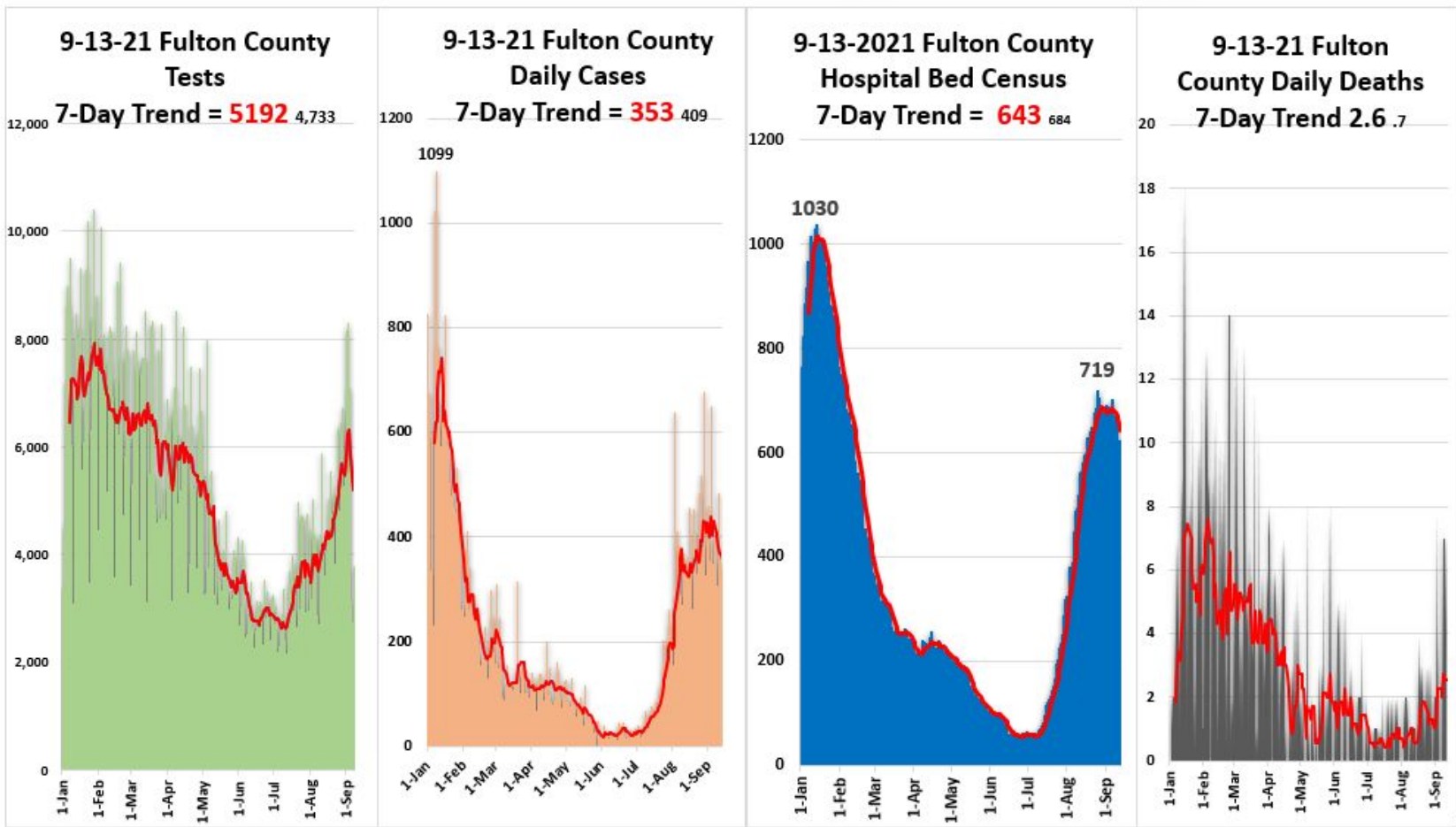
Incident Response Update



- **Fulton County COVID-19**

- 7-day average for cases is **349** down 8% since the last BoC mtg.
- 7-day average for % positive is **10.8** down 15% since the last BoC mtg.
- 7-day average, Hospitalizations is **643** down 9% since the last BoC mtg.
- 7 day average, for deaths is **2.6** up 265% since same last BoC mtg.

Fulton County Dashboard 9-15-2021: New Tests = 3,773 / New Cases = **297** / New COVID Census = **657** / New Deaths = 0



Incident Response Update



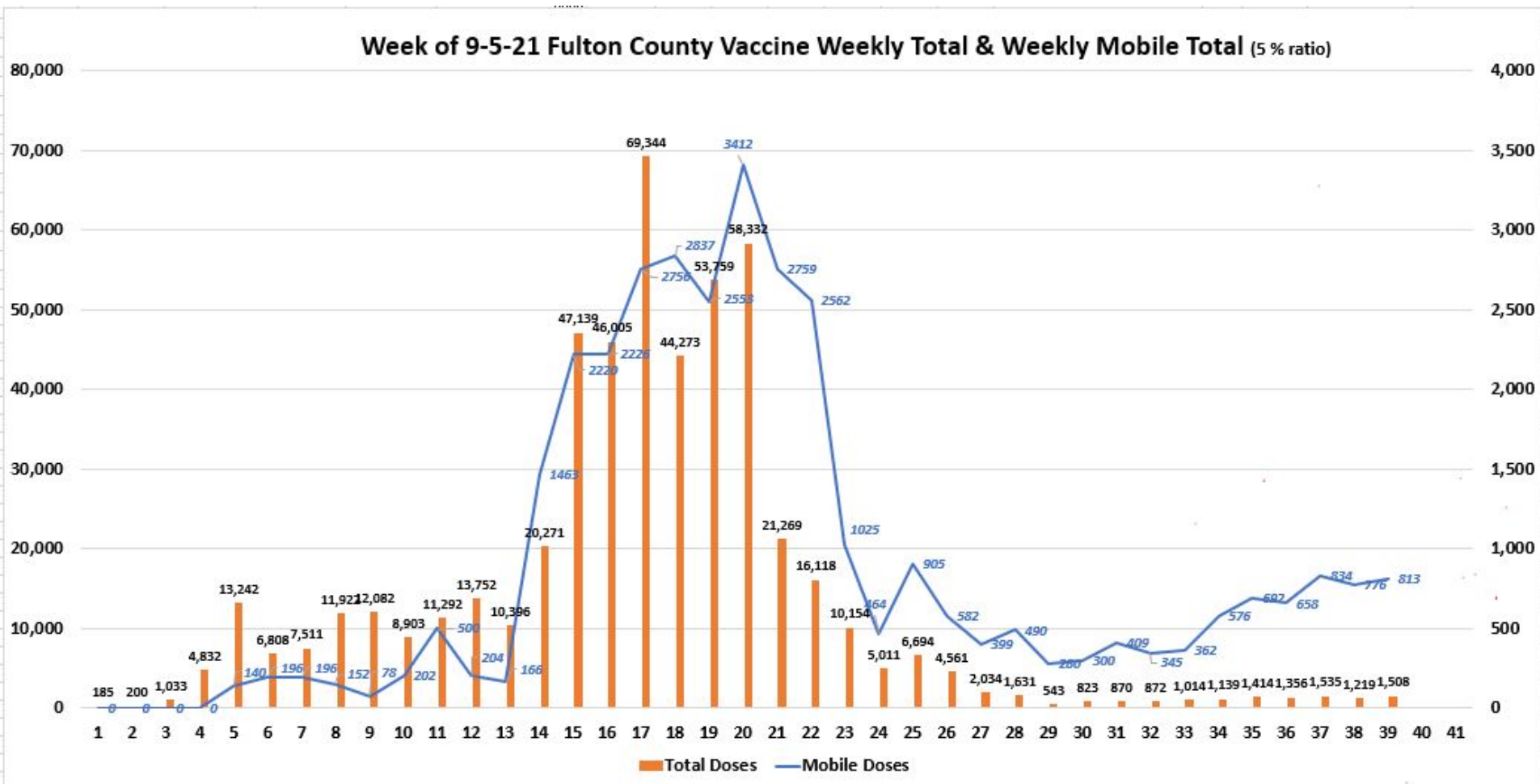
9/13/21 Fulton County COVID-19 Scorecard

Metric	Status (7-day average) =*	Metric
Testing (Demand & Capacity)	*5,192 ➡	Current capability is 8,000 / day Daily Testing: over 2857 , 1428 - 2857 , less than 1428
Testing (Results)	49-96 hrs ➡	Time to receive results: 0 - 48 , 49 - 96 , over 96
Cases	*353 ₄₀₈ ⬇	Less than 20 , 20 - 74 a day , 75 to 249 , over 250
Fulton positivity rate % +	*10.8% _{12.8} ⬇	Less than 1% , 1% - 5% , 5% - 10% , over 10%
Hospitalizations COVID census	*679 ₆₈₄ ➡	Less than 50 , 50 - 200 , 201 - 349 , over 350
Hospital Bed Availability	*13.0% ➡ *11.8% Adult	Open Beds: over 20% , 15% - 20% , Less 15%
Hospital CCU Bed Availability	*13.7% ➡ *12.9% Adult	Open CCU Beds: over 20% , 15% - 20% , less 15%
Hospital Vent Availability	*48.5% ➡	Open Vents: over 25% , 15% - 25% , less 15%
COVID Deaths	*2.6 ⬆	Less than .25 , .25 - 2.5 , 2.5 - 5 , over 5
Morgue census	*113 ⬆	Less Than 75 , 75 - 90 , over 90
COVID Vaccine Administered	524,411 92% ➡	More than 75% , 50% - 75% , less than 50%

VACCINATION RESPONSE

- Fulton County fixed & mobile vaccination sites reached the 525K vaccines administered.
- Fulton County mobile vaccination units have administered over 38K doses of vaccines.
- Ten mobile units will be at 46 locations this week.
- Vaccinations will continue to be available at these fixed locations: 6 Board of Health Clinics, 141 Pryor St, 4700 North Point, and *5710 Stonewall Tell Rd. * Open till 8 PM
- BoH has 1 roving strike teams working in targeted areas providing vaccines and answering questions about hesitancy.
- Mobile units vaccinated 343 individuals (283 students & 60 faculty/staff) at 31 APS locations last week

Vaccination Response



Vaccination Response

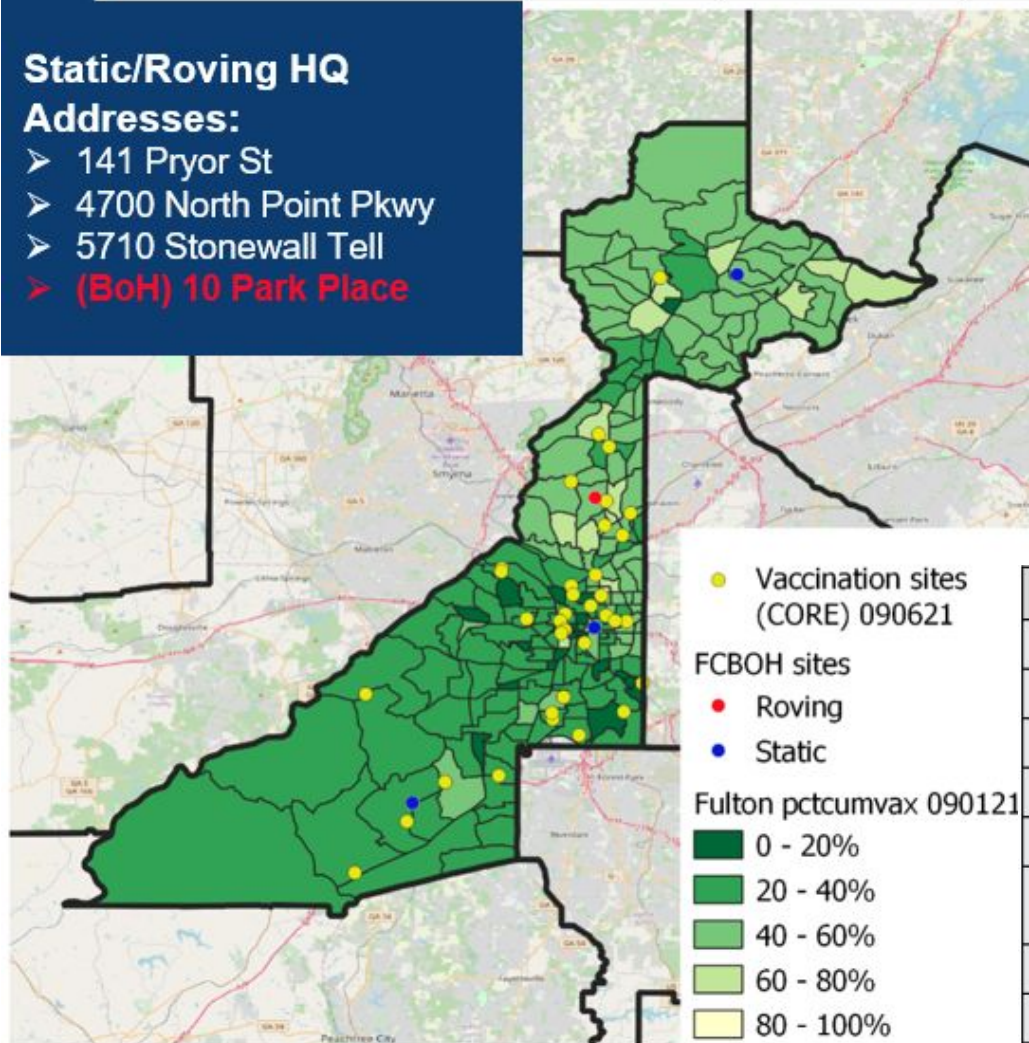
3

Fulton County Map of Mobile Vaccination Sites (9/6 - 9/12)

Static/Roving HQ

Addresses:

- 141 Pryor St
- 4700 North Point Pkwy
- 5710 Stonewall Tell
- **(BoH) 10 Park Place**



Number of vaccines administered = 668

Number of events supported = 48

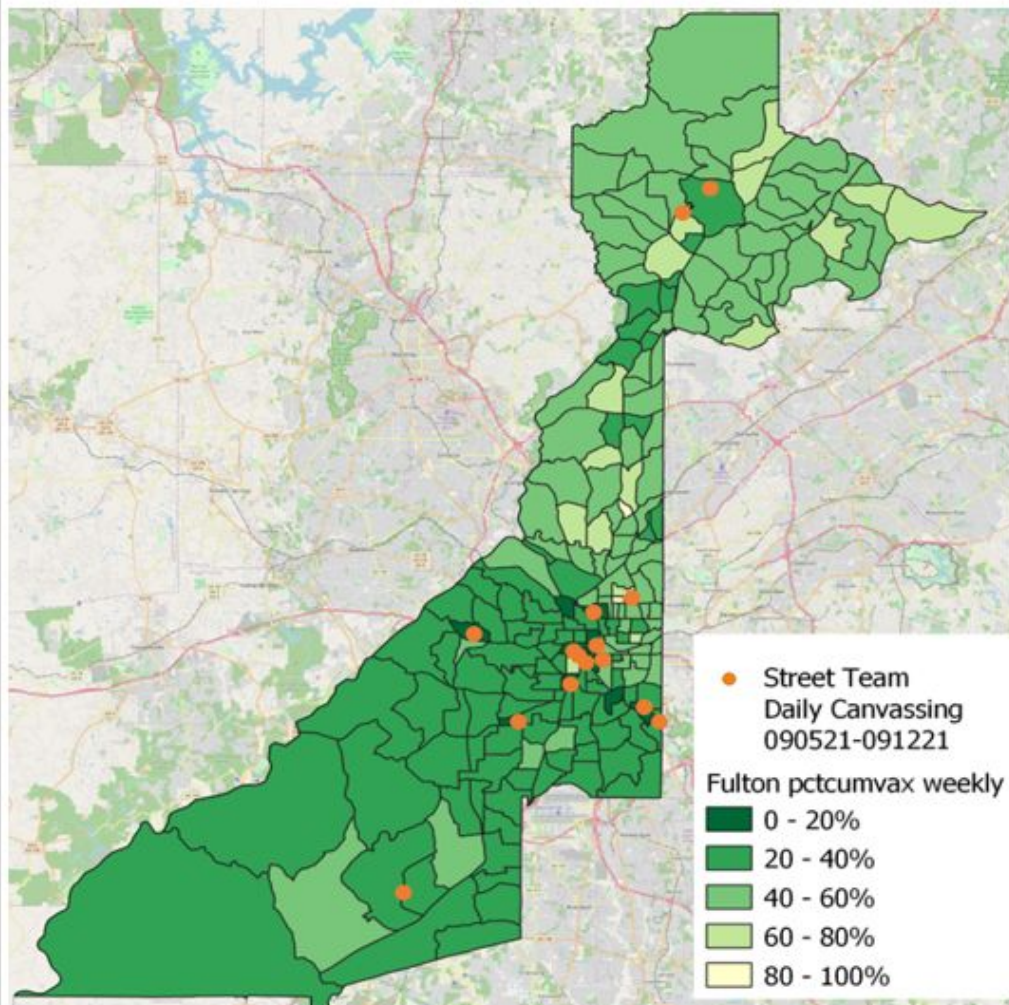
Number of unique sites visited = 37

Race		
	Number	Percentage
Black	447	66.92%
White	66	9.88%
Asian	20	2.99%
Native American	0	0%
Hawaiian or Pacific Islander	0	0%
Other Race	112	16.77%
Prefer Not to Say	23	3.44%
No Response	0	0%

Vaccination Response

6

Fulton Street Teams



Field based Canvassing Activities (090521-091221)

Person engagement

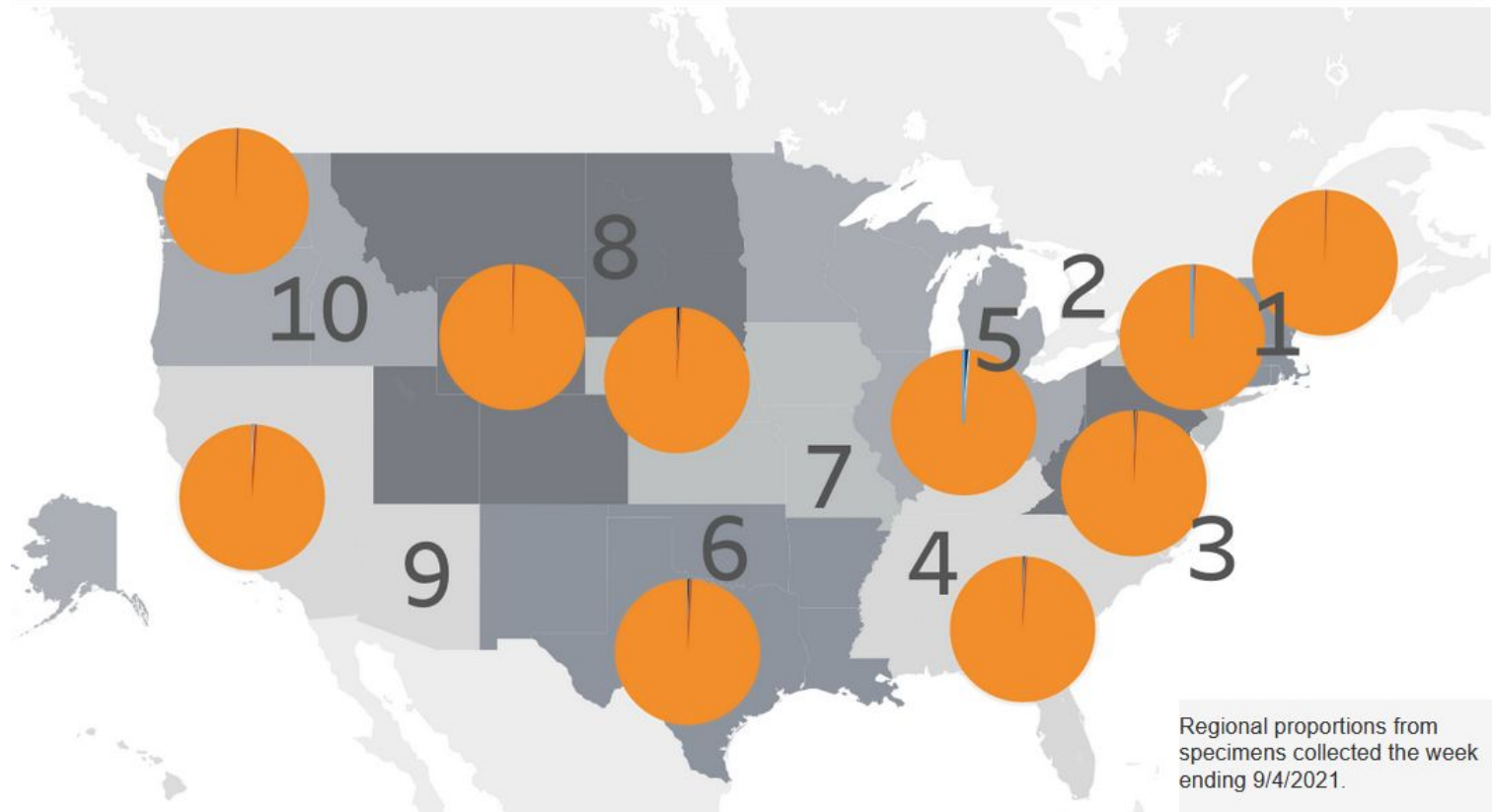
- 229 interactions (58% vaccinated, 30% unvaccinated, 12% undisclosed)
- 9 assisted with appointment registrations
- Vaccine access barriers: Location of vax site (60%), Time off work (30%) and Language barrier (10%)
 - Time off work- Symptoms affecting return to work
- Reasons uninterested in vaccination: Don't believe in COVID-19 vaccine (85%), Side effects (10%), Religious beliefs (5%)
 - Side effects: Soreness at injection (50%), flu-like symptoms (25%), headache (25%)
- "It's not for me"
- "Won't get vaccine because it's not the cure"
- Fears expressed: size of needle, clinician won't take their fears seriously or won't be kind

Business engagement/advertisements

- Distributed fliers to 84 businesses
 - Local businesses like: Sanchez Tires, BTJ Wings, El Porton, Vietnamese Noodle Soup, Blossom Tree Korean Eatery
 - Chain businesses like JR Crickets, Dollar Tree, Rent a center, Planet Fitness, Mavis Tires

Vaccination Response: Delta Variant

United States: 8/29/2021 – 9/4/2021 NOWCAST



- Delta variant now accounts for 99% of new cases nationwide, 98% in GA (all Orange)
- Delta is more virulent, 5 to 10 times more than the Alpha Strain
- The symptoms are generally the same
- Early data suggests that Delta may have a higher hospitalization rate than Alpha
- Currently the death rate for Delta is similar to the Alpha
- The best defence for the delta variant is still mRNA Vaccines

Mobile Vaccination: Sites this week

7

Upcoming Sites/Events (8/16 - 8/22)

August 16	August 17	August 18	August 19	August 20	August 21	August 22
Crossroads Community Ministries	DHL Supply Chain	Back to NOW (Mercedes Benz Stadium)	DHL Supply Chain	City of Fairburn Municipal Court	Clarion Court Apartments Back to School Event	Friendship Community Church
DHL Supply Chain	Georgia Avenue High Rise	Capitol Gateway Apartments	Forest Cove Apartments	DHL Supply Chain	KIPP Soul	Holy Spirit Catholic Church
Sandtown Middle School	Mercedes-Benz of Buckhead	Cheshire Bridge High Rise	Impact Church	KIPP Soul	KIPP Strive	Impact Church
	Mount Pisgah	DHL Supply Chain	Material in Motion	KIPP Strive	Solidarity Sandy Springs Pantry	New Life Tabernacle Church of God in Christ
	North Fulton Community Charities (Food Pantry)	Mexican Consulate	Mercedes Benz of Buckhead	Little 5 Points Center for Arts and Community	South Fulton Service Center	
	South Fulton Service Center	Mount Moriah	Salem Bible Church	Mexican Consulate	The Gathering Place	
	Syncreon	South Fulton Service Center	South Fulton Service Center	South Fulton Service Center	Zion Hill Baptist Church	
	The Commons (low income housing)	Springfield Missionary Baptist Church				
	Zion Hill Baptist Church					

Mobile Vaccination: Road Ahead

- September roll out of incentive program for strike teams to distribute \$50 gift cards for each individual vaccinated. We are partnering with FCS & APS for this program. (4 targeted schools in each system will host special saturday events)

11

Vaccine Partnerships Highlight

- Partnering for Community Vaccination Events

- Goodwill
- Starbucks
- McDonalds
- Dollar General



- Partnering for Employee Vaccination Events

- Coca-Cola
- Ikea
- United Postal Service (UPS)
- City of Atlanta



TARGETED OUTREACH: CLOSING THE VACCINE EQUITY GAP



RACE

40.2% of Black residents have received at least 1 dose, compared to 57.6% of White residents

GEOGRAPHY

8 Census tracts within Fulton County have <20% residents with at least 1 dose.

AGE

52% of 20 - 24% year olds have received at least 1 dose, compared to 71.2% of 45 – 54 year olds

OUR APPROACH

ACCESS

- Community-based locations
- Non-traditional hours (Third shift)
- Language access
- Disability access
- Parent-friendly

INCENTIVES

- Give-aways
- Entertainment
- Refreshments
- Prizes

EDUCATION

- Town Hall meetings
- Conversation Guides
- “Myth Busting” collateral and video

TRUSTED VOICES

Municipalities | Elected Officials | School Systems
Nonprofits | Media
Small Businesses | Community Orgs
Faith Partners
Youth Organizations



SAMPLE OF COMMUNITY EVENTS & PARTNERSHIPS



Questions?





Fulton County Government Reopening Plan




QUESTIONS

Gating Criteria


Reopening Indicators

CASES



Downward trajectory in the 7-day average of new positive tests within a 14-day period, and positivity rate below 5%

VAX OR TEST

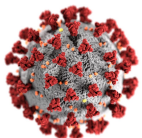


Ability to vaccinate employees to 80% goal and to test employees who choose alternative with results within 48-72 hours

EQUIPMENT



PPE and supplies for all employees interacting with public.



**Satisfy Before Proceeding to Phased Comeback*

COVID POSITIVE EMPLOYEES

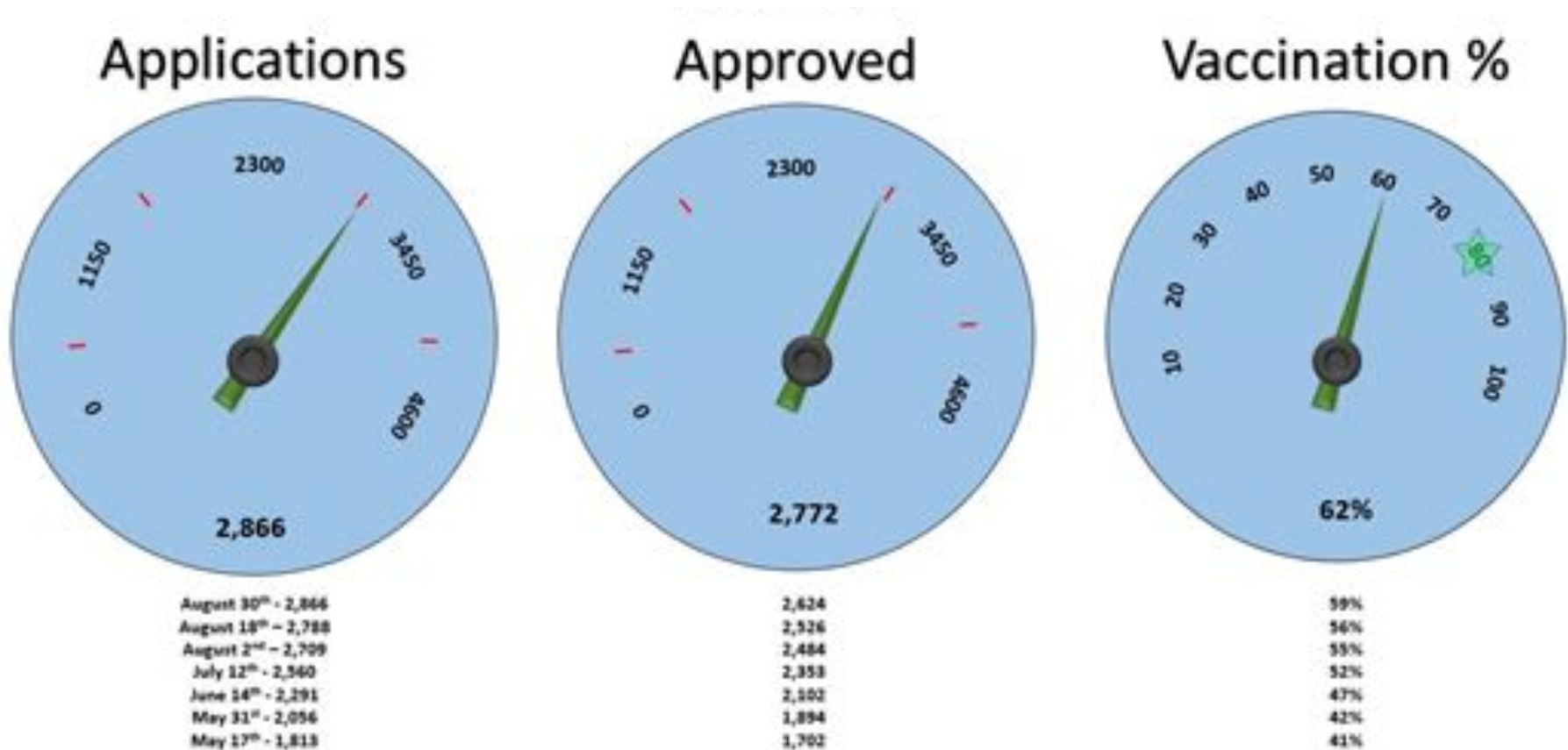
LAST 2 WEEKS	
DEPARTMENT	POSITIVE
CLERK OF SUPERIOR COURT	1
COUNTY MARSHAL	1
COMMUNITY DEVELOPMENT	1
DREAM	1
EMERGENCY SERVICES	2
JUVENILE COURT	4
LIBRARY	1
POLICE	3
PUBLIC DEFENDER OFFICE	1
PUBLIC WORKS	3
PURCHASING	1
STATE COURT-ALL JUDGES	1
SUPERIOR COURT-GENERAL	1
TAX ASSESSOR	1
GRAND TOTAL	22

COVID POSITIVE EMPLOYEES

CUMULATIVE			
DEPARTMENT	POSITIVE	DEPARTMENT	POSITIVE
ARTS/COOP. EXTENSION	1	LIBRARY	29
BHDD	4	MAGISTRATE COURT	3
BOARD OF COMMISSIONERS	2	MEDICAL EXAMINER	2
BOARD OF HEALTH	28	POLICE	10
CLERK OF SUPERIOR COURT	51	PROBATE COURT	6
COUNTY ATTORNEY	3	PUBLIC DEFENDER OFFICE	5
COUNTY MANAGER	2	PUBLIC WORKS	36
COUNTY MARSHAL	12	PURCHASING	3
COMMUNITY DEVELOPMENT	2	ELECTIONS	5
DISTRICT ATTORNEY	17	SENIOR SERVICES	9
DREAM	26	SHERIFF	5
EMERGENCY MANAGEMENT	2	SOLICITOR GENERAL	5
EMERGENCY SERVICES	41	STATE COURT-ALL JUDGES	2
EXTERNAL AFFAIRS	2	STATE COURT-GENERAL	6
FINANCE	8	SUPERIOR COURT-ALL JUDGES	4
HUMAN RESOURCES	2	SUPERIOR COURT-GENERAL	28
INFORMATION TECHNOLOGY	5	TAX ASSESSOR	23
JUVENILE COURT	22	TAX COMMISSIONER	36
GRAND TOTAL			447

Return to Office Plan

Employee Vaccination Incentive Program



Emergency Rental Assistance

Phase II Snapshot

QUICK STATS

10,885 Applications initiated

5,291 Applications submitted

2,975 Applications adjudicated

\$5.99M EXPENDED PHASE II

Mortgage Assistance Update

State of Georgia Administered



Georgia Homeowner Assistance Fund

Background:

US Treasury Department allocated \$9.9 billion to states and territories through the American Rescue Plan Act of 2021. Georgia's allocation was \$354M. The Department of Community Affairs (DCA) will administer the **State of Georgia Homeowner Assistance Fund**.

Key Points

State of Georgia Homeowner Assistance Fund

- The Homeowner Assistance Fund (HAF) program was established to mitigate financial hardships associated with the coronavirus pandemic by providing funds for the purpose of preventing homeowner mortgage delinquencies, defaults, foreclosures, loss of utilities, and displacements of homeowners experiencing financial hardship after **January 21, 2020**.
- DCA will create an online application for individuals to apply to receive funding.
- Georgia's plan is due to Treasury by July 31, 2021. The program will be launched after approved by Treasury.

Mortgage Assistance Update

State of Georgia Administered

Below Statement From State of Georgia Division Director for Housing

- Georgia submitted its Homeowners Assistance Fund Plan (HAF Plan) for Treasury approval in mid-August and they are still waiting to hear back.
- So far, Treasury has not approved any HAF Plan submissions from the states, but Georgia is hopeful this will happen soon.
- In the interim, **DCA has established a pilot program that allows us to receive applications and fund homeowner needs for certain loans in our existing portfolio of GA Dream loans.**
- This is a link to a fillable form where homeowners can submit their information to receive notification when the full program opens.
- <https://www.dca.ga.gov/safe-affordable-housing/homeownership/georgia-mortgage-assistance-program>

Mortgage Assistance Update

State of Georgia Administered

Below Statement From

State of Georgia Division Director for Housing

- **Any person seeking mortgage assistance should send an email to haf@dca.ga.gov to be notified as soon as the portal opens to accept applications.**
- **If you have any additional questions regarding the mortgage assistance program being administered through DCA, please contact Brenda McGee, Division Director – Homeownership Division at Brenda.McGee@dca.ga.gov or 404-679-1714.**

ARPA Funding Allocation to CSP Agencies

September 15, 2021



Use Case: ARPA Funding Allocated to CSP Agencies to Support Community Needs

Eligible Use Verified: Yes

Category: Community Needs

Contract Start Date: March 17, 2021

Contract End Date: Dec. 31, 2021

Funding Allocated: \$8M

Lead: Pamela Roshell

Current Status: ARPA Funding Partnerships with 138 nonprofits

ARPA Funding Notice Response Category	Summary of Agency Responses to ARPA Funding Notice	ARPA Funding Amounts by Agency Response
Accepted	138	\$7,079,020
Declined	21	\$949,334.59
No Response (NR)	2	\$65,000
N/A (Received Full CSP Award, additional funding awarded)	3	\$0.00
Totals	164	\$8,093,355





QUESTIONS

FULTON COUNTY GOVERNMENT

Project ORCA

COVID-19 CASE REDUCTION

Action Plan 2021-2023
September 15, 2021



AGENDA

- ① **Project Overview**
- ② **Hiring**
- ③ **Space Requirements**
- ④ **Technology**
- ⑤ **Project Timeline**
- ⑥ **Court Process Enhancements**
- ⑦ **Court Capacity**
- ⑧ **Issues and Risks**

PROJECT OVERVIEW

Since the beginning of COVID-19, the Fulton County Court System has amassed a significant and unprecedented level of cases. Project ORCA will address this challenge by utilizing a combination of capacity expansion and productivity enhancement initiatives to expedite the case adjudication process.

Case Accumulation Defined

All cases (hearings, filings, applications) that were initiated before and during the pandemic (including those currently awaiting formal charging or filing) that have been impacted due to current limitations at various stages of the case administration process.

AGENDA

- ① Project Overview
- ② **Hiring**
- ③ Space Requirements
- ④ Technology
- ⑤ Project Timeline
- ⑥ Court Process Enhancements
- ⑦ Court Capacity
- ⑧ Issues and Risks

HIRING

All Offices and Departments have been allocated positions and are fully engaged in the hiring process.

Courts/Offices	Number of Applications/Resumes Received	Number of Interviews Scheduled/Conducted	Number of Pending Offer Letters	Number of Project ORCA Staff Hired	Number of Positions Approved
COSMC	136	40	0	7	13
District Attorney	150	60	7	38	74
Juvenile	1102	105	3	5	15
Magistrate Court	116	17	0	4	8
Marshal	IN PROGRESS				28
Probate Court	376	12	3	5	7
Public Defender	240	13	2	2	27
Sheriff	IN PROGRESS				50
Solicitor General	392	69	7	14	31
State Court	315	43	1	14	24
Superior Court	630	211	1	17	38
Human Resources	IN PROGRESS				1
Strategy and Performance	IN PROGRESS				2
Total	3,457	570	24	106	318

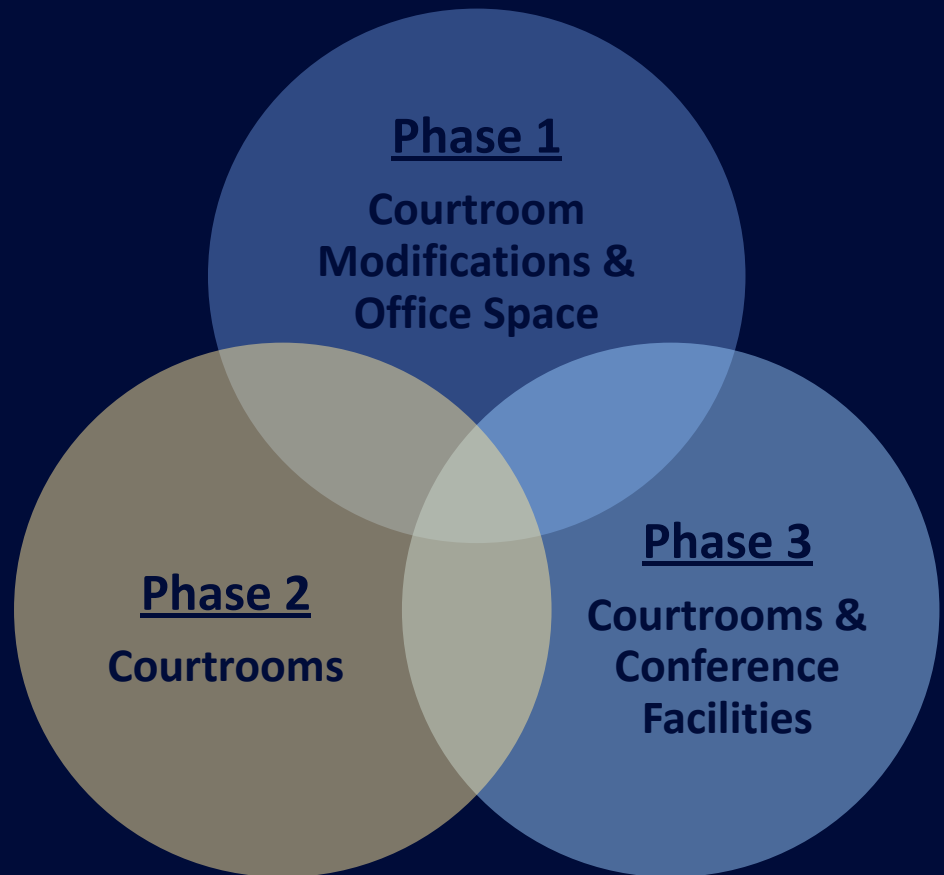
AGENDA

- ① Project Overview
- ② Hiring
- ③ **Space Requirements**
- ④ Technology
- ⑤ Project Timeline
- ⑥ Court Process Enhancements
- ⑦ Court Capacity
- ⑧ Issues and Risks

SPACE REQUIREMENTS

The plan encompasses a multi-year period for case processing and related facility support to provide courtrooms, adaptive spaces to serve as temporary courtrooms and office space for additional staff. The plan anticipates making use of existing Fulton County Court resources and spaces, while considering and evaluating what other resources may be required.

The project has been broken into three phases, all starting concurrently but with different lead times for completion.



AGENDA

- ① Project Overview
- ② Hiring
- ③ Space Requirements
- ④ **Technology**
- ⑤ Project Timeline
- ⑥ Court Process Enhancements
- ⑦ Court Capacity
- ⑧ Issues and Risks

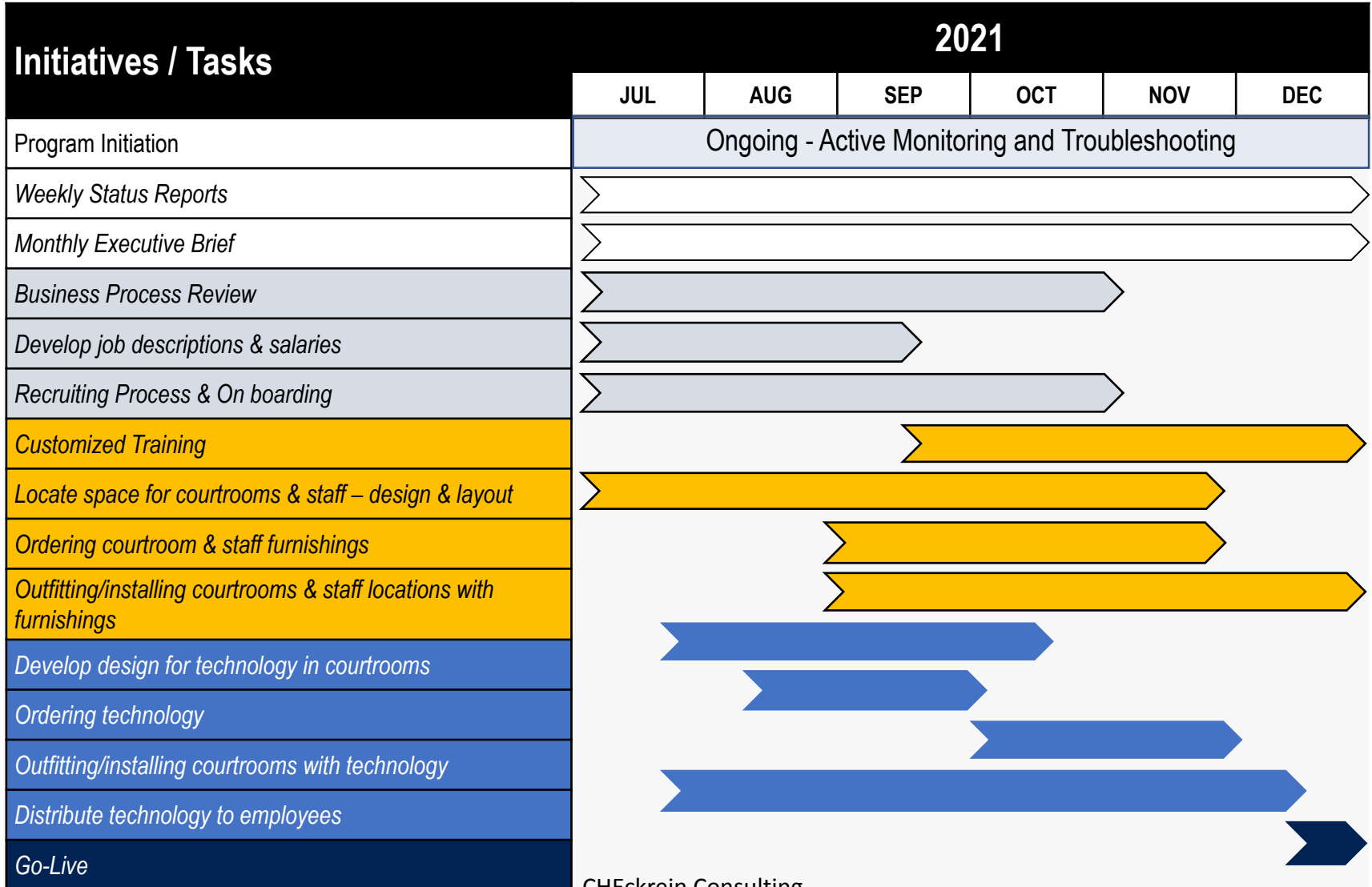
TECHNOLOGY

- ✓ 100 remote workstations have been deployed to offices
 - each workstation includes a laptop, monitor, docking station, keyboard, mouse and laptop bag
- ✓ The remaining 138 workstations will be deployed before September 30, 2021
- ✓ Cell phones for required staff will be ordered by September 20, 2021
- ✓ Space Management software is being purchased
 - Accruent software will allow users to manage and reserve workspaces for single and recurring dates; includes administrative functions and reporting features

AGENDA

- ① Project Overview
- ② Hiring
- ③ Space Requirements
- ④ Technology
- ⑤ **Project Timeline**
- ⑥ Court Process Enhancements
- ⑦ Court Capacity
- ⑧ Issues and Risks

TIMELINE



AGENDA

- ① Project Overview
- ② Hiring
- ③ Space Requirements
- ④ Technology
- ⑤ Project Timeline
- ⑥ **Court Process Enhancements**
- ⑦ Court Capacity
- ⑧ Issues and Risks

COURT PROCESS ENHANCEMENTS



The Courts have continued to proceed with adjudication using the following techniques:

- ✓ Leveraging ZOOM technology options to hold virtual hearings and reduce exposure to court staff and inmates
- ✓ Performing virtual jury selection to save time and reduce exposure
- ✓ Using more effective case triage methods to separate calendar participants and route cases for quicker resolution
- ✓ Offering electronic transmission of documents wherever possible to save time and resources

AGENDA

- ① Project Overview
- ② Hiring
- ③ Space Requirements
- ④ Technology
- ⑤ Project Timeline
- ⑥ Court Process Enhancements
- ⑦ **Court Capacity**
- ⑧ Issues and Risks

COURT CAPACITY

Current case closure rates (first six months)

Court	Case Type	2020	% Capacity 2020	2021	% Capacity 2021
Superior	Criminal	2,486	64.9%	2,353	61.5%
Superior	Civil	1,806	65.8%	2,730	99.5%
State	Criminal	3,309	45.4%	2,224	30.5%
State	Civil	2,119	73.4%	3,399	117.7%

AGENDA

- ① Project Overview
- ② Hiring
- ③ Space Requirements
- ④ Technology
- ⑤ Project Timeline
- ⑥ Court Process Enhancements
- ⑦ Court Capacity
- ⑧ **Issues and Risks**

ISSUES & RISKS

- Surge in crime will continue to stress the capacity of the current system.
- Current environment makes it difficult to attract, hire and train qualified staff.
 - Sheriff
 - Public Defender
- The onboarding of project staff may require additional space.



QUESTIONS



Emergency Response Reserve & American Rescue Plan Act Funds Update

COVID-19: Recovery Funds Plan

Economic Recovery and
Operational Resiliency Plan
September 15, 2021



Consolidated Covid Response Plan

	8.27.2021		9.10.2021	
	Budget			
	Operational Plan -100% FEMA Reimb	Plan Changes	Operational Plan -100% FEMA Reimb	
<i>In Millions \$</i>				
EERF - General Fund	\$ 14.9	-	\$ 14.9	
Communications	2.0	-	2.0	
Child Care / Health care	1.3	-	1.3	
Payment to Employees	6.6	-	6.6	
Information Tech - Virtual Support	2.0	-	2.0	
2020 Obligation	3.0	-	3.0	
American Rescue Act	205.0	1.2	206.1	
Health Infrastructure	17.3	-	17.3	
Pandemic Proof County Facilities	28.0	-	28.0	
Day Porters / Cleaning	4.1	-	4.1	
Child Care / Health care	0.4	1.0	1.4	
Premium Pay for Employees	3.4	-	3.4	
PPE- County Employees	5.0	-	5.0	
Court Backlog Project	75.0	-	75.0	
Information Tech - Virtual Support	8.0	-	8.0	
Safety Net Services- CSP	8.0	-	8.0	
Long Term Revolving Loan Program	5.2	-	5.2	
Food Insecurity	6.1	-	6.1	
Job Training	2.7	-	2.7	
ERAP 2	25.0	-	25.0	
ERAP -1 and 2 Additional Operational Costs	8.4	0.2	8.6	
Testing Vaccination	6.8	-	6.8	
Vaccine Incentive Program	1.7	-	1.7	
Consolidated Appropriations Act	18.0	-	18.0	
ERAP 1	18.0	-	18.0	
FEMA Related Expenses	\$ 44.4	(1.0)	\$ 43.4	
Projected Annual Uses	\$ 282.3	0.2	\$ 282.5	
Reserve	\$ 50.8	(1.2)	\$ 49.7	

	8.27.2021		9.10.2021	
	Expenses			
	YTD Expenses	Expense Changes	YTD Expenses	
	\$ 9.6	\$ 0.1	\$ 9.6	
	1.5	-	1.5	
	0.5	-	0.5	
	6.6	-	6.6	
	-	-	-	
	1.0	0.1	1.1	
	9.0	2.4	11.4	
	-	-	-	
	0.3	0.1	0.4	
	0.5	0.1	0.6	
	0.3	-	0.3	
	3.4	-	3.4	
	1.3	-	1.3	
	0.1	0.2	0.4	
	0.4	-	0.4	
	-	2.0	2.0	
	-	-	-	
	0.0	0.0	0.1	
	-	-	-	
	-	-	-	
	2.3	-	2.3	
	0.4	-	0.4	
	-	-	-	
	14.7	2.1	16.8	
	14.7	2.1	16.8	
	17.4	0.6	18.0	
	\$ 50.7	5.2	\$ 55.9	

Cash Flow Projections – COVID 19 Response

Uses of Funds		2021	2022	2023	2024	Total
A	EERF - General Fund	14.9	-	-	-	14.9
B	American Rescue Act	85.9	66.3	51.5	2.6	206.1
C	Consolidated Appropriations Act	18.0	-	-	-	18.0
D	FEMA Related Expenses	43.4		-	-	43.4
Projected Annual Uses		\$ 162.2	\$ 66.3	\$ 51.5	\$ 2.6	\$ 282.5
Sources of Funds		2021	2022	2023	2024	Total
A	EERF	14.9	24.0			38.9
B	American Rescue Act	128.4	103.4			231.8
C	Consolidated Appropriation Act	18.0				18.0
D	FEMA Reimbursement at 100% over 2 years	10.9	32.6			43.4
Projected Annual Sources		\$ 172.2	\$ 160.0	\$ -	\$ -	\$ 332.1
Cash Balance EOY - 100% FEMA Reimbursement		10.0	103.7	52.2	49.7	49.7
Cash Balance EOY - 50% FEMA Reimbursement		4.5	82.0	30.5	27.9	27.9

Emergency Rental Assistance

ERAP -1

Funded - Consolidated Appropriations Act

Received - Mid/January 2021

<i>in Millions \$</i>	Allocation	Received by FC	YTD Expense
Regular	\$18.0	\$18.0	\$16.8

ERAP -2

Funded - American Rescue Plan Act

Received - Mid/May 2021

<i>in Millions \$</i>	Allocation	Received by FC	YTD Expense
A - Regular	\$14.2	\$5.7	\$0.0
B - High Need	\$10.7	\$4.3	\$0.0

ARPA - Admin. Supplement

County Allocation of ARPA funding for Administration	\$8.6	\$8.6	\$2.3
--	-------	-------	-------

Total	\$51.5	\$36.6	\$19.1
--------------	---------------	---------------	---------------





QUESTIONS